

CABLES

FOR RAILWAY TECHNOLOGY



CONTENT

OVERVIEW

Who we are	3
Fire protection requirements	4
VDE test results	5
Selection index for cables for railway technology	6

CABLES FOR RAILWAY TECHNOLOGY

■ SABIX® A 146 FRNC	Wiring cable 300/500 V, tested acc. to DIN EN 45545-2	7
■ SABIX® A 156 FRNC	Wiring cable 450/750 V, tested acc. to DIN EN 45545-2	7
■ SABIX® R 600 FRNC	SABIX® Rail Control with numbered cores, tested acc. to DIN EN 45545-2	8
■ SABIX® R 638 FRNC	SABIX® Rail Control with numbered cores and overall copper screen, tested acc. to DIN EN 45545-2	9
■ SABIX® R 605 FRNC	SABIX® Rail Data, tested acc. to DIN EN 45545-2	10-11
■ SABIX® R 615 FRNC	SABIX® Rail Data with overall copper screen, tested acc. to DIN EN 45545-2	12-13
■ SABIX® R 645 FRNC TP	SABIX® Rail Data, paired with overall copper screen, tested acc. to DIN EN 45545-2	14
■ CATLine CAT 5e R	halogen-free CAT 5e Industrial Ethernet cable	15
■ CATLine CAT 6A R	halogen-free CAT 6A Gigabit Ethernet cable	15
■ CATLine CAT 7A R	halogen-free CAT 7A Gigabit Ethernet cable	15
■ SABIX® A 280 FRNC X	Wiring cable 300/500 V, cross linked type tested acc. to DIN EN 45545-2	16
■ SABIX® A 280 FRNC X	Control cable with numbered cores, cross linked type tested acc. to DIN EN 45545-2	16
■ SABIX® A 285 FRNC X	Control cable with numbered cores and overall copper screen, cross linked type tested acc. to DIN EN 45545-2	17
■ SABIX® A 280 FRNC X (FR)	fire resistant control cable, cross linked type tested acc. to DIN EN 45545-2, EN 50200 and IEC 60331-21	18
■ R 107	Besilen® insulated copper rope tested acc. to DIN EN 45545-2	19
■ B 107	Besilen® insulated strands	20
■ SABIX® A 224 FRNC C1	Control cable with numbered cores acc. to NF C32-070 C1	21-22
■ SABIX® CC 625 FRNC M	Control cable with numbered cores acc. to UL and CSA	23
■ SABIX® CC 625 S FRNC M	Control cable with numbered cores and overall copper screen acc. to UL and CSA	24
■ SABIX® A 810 FRNC	Motor connection cable with numbered cores 0,6/1 kV	25
■ SABIX® A 812 C FRNC	Motor connection cable with numbered cores, inner sheath and overall copper screen 0,6/1 kV	25
■ Hybrid and Special cables		26
■ CAN-Bus cables	halogen-free combined cable with overall copper screen	27
■ Coupling cable	torsion able connecting cable	27
■ SABIX® A 883 Ö	twisting and torsion connection cable	28
■ Our cables	at a glance	29
■ Our temperature measurement	at a glance	30
■ Harnessed cables		31
■ SAB helix cables		31



In case that you don't find a suitable cable for your special application, we are always prepared to design a cable according to your individual construction requirements.

WHO WE ARE

AN OVERVIEW

More than 60 years of experience in temperature measurement and control technique as well as in cable production have made a one man business a company with nearly 500 staff members. Our strength is not only the production of standard products but also the development and manufacturing of special products acc. to customers' specifications. Every year we manufacture more than 1500 special products on our customers' request. Every single product is a challenge for our technical team. We at **SAB BRÖCKSKES** see ourselves as manufacturer and service provider - in the sense of real partnership and customer oriented work.

The quality of our products is known in more than 40 countries worldwide. Our customers have tested our products intensively and confirm that they have a longer service life than others. In all product ranges we are certified acc. to ISO 9001:2008. Besides we established an environmental management system for our company acc. to ISO 14001:2004, an occupational health and safety management acc. to NLF/ILO-OSH 2001 and OHSAS 18001:2007 as well as an energy management system acc. to DIN EN ISO 50001:2011. And our future slogan is:

WE GO FORWARD!

FOUNDED:	1947 by Peter Bröckskes sen. an independent, medium-sized company.
CEO:	Peter Bröckskes and Sabine Bröckskes-Wetten
PLANT/LOCATION:	In Viersen (Lower Rhine) 110.000 m ² company site. Own manufacturing from copper conductor to outer sheath. VDE proofed burnchamber and laboratory within the company.
EMPLOYEES/WORKERS:	Approx. 420 at the plant in Viersen, 500 worldwide
YEARLY SALES:	Approx. 95 Mio. € worldwide
PRODUCTS:	Special Cables Temperature Measurement Cable Harnessing

CERTIFICATES AND APPROVALS:



MIL, VDE, HAR,
IEC, GL, DNV, BV,
KR, ABS, NK,
RINA, LR,
GOST, CE

Quality management system acc. to ISO 9001:2008
for every manufacturing field

Environmental management system acc. to ISO 14001:2004

Occupational health and safety management
acc. to NLF/ILO-OSH 2001 and OHSAS 18001:2007

Energy management system acc. to DIN EN ISO 50001:2011

FIRE PROTECTION REQUIREMENTS

DIN EN 45545-2

Extract from DIN EN 45545-2 table 5 requirement set R15 (EL1A) for the respective hazard classes						
Short name of requirement set (used for)	Test method reference	Parameter Unit	Maximum or Minimum	HL1	HL2	HL3
R15 (EL1A)	T09.01 EN 60332-1-2	Unburned length mm	Minimum	burned part ≤ 540 and unburned part > 50	burned part ≤ 540 and unburned part > 50	burned part ≤ 540 and unburned part > 50
	T09.02 EN 60332-3-24 (for d ≥ 12 mm)	m	Maximum	2,5	2,5	2,5
	T09.03 EN 50305 (for 6 mm < d < 12 mm)	m	Maximum	2,5	2,5	2,5
	T09.04 EN 50305 (for d ≤ 6 mm)	m	Maximum	1,5	1,5	1,5
	T13 EN 61034-2	Transmission %	Minimum	25	50	70
	T15 EN 50305	<i>ITC</i> dimensionless	Maximum	10	10	6

Hazard level classification (HL)

Extract from DIN EN 45545-2 table 5 requirement set R15 (EL1A)
for the respective hazard classes

Operation category	Design category			
	N: Standard vehicles	A: Vehicles forming part of an automatic train having no emergency trained staff on board	D: Double decked vehicles	S: Sleeping and couchette vehicles
1	HL1	HL1	HL1	HL2
2	HL2	HL2	HL2	HL2
3	HL2	HL2	HL2	HL3
4	HL3	HL3	HL3	HL3

VDE

Seite 6 - 23.04.2014 Unser Zeichen: 493200-9021-0001/192225-1
CC4/hz

6 Prüfung der vertikalen Flammenausbreitung von vertikal angeordneten Bündeln
nach DIN EN 60332-3-25; Prüfverfahren - Prüfmuster D (0,5 l/m) und
DIN EN 50305 (VDE 0260 Teil 305); Abschnitt 9.1.2

Konditionierung
Die Probestücke, die die Probe bilden, wurden vor der Prüfung bei einer Temperatur von
(20 ± 10) °C > 16 h gelagert. Die Probestücke waren trocken.

6.1 Prüfparameter

- Volumen der nicht metallenen Werkstoffe: (> 0,4 und ≤ 0,6) l/m
- errechnetes Gesamtvolumen: 0,00328 l/m
- Probestücke: 4 Bündel (jedes Bündel 37 Adern) = 0,49 l/m
- Bündelsdurchmesser: ca. 15 mm
- Abstand der Bündel zueinander: ca. 7,8 mm
- Lagen: 1 Lage
- Belegbreite: ca. 85 mm
- Einwirkzeit: 20 Minuten
- Energiemenge: Pressluft (77,7 ± 4,8) l/m
Propan (13,5 ± 0,5) l/m

6.2 Prüfergebnis

Nach 20 Minuten Einwirkzeit der Prüflampe


- verbrauchte Energie: Pressluft 77,3 l/m
Propan 13,4 l/m
- Nachbrennzit: keins
- größte Brennstrecke: 77 cm
(gemessen ab Brenneunterkante)

6.3 Prüfanforderung

nach DIN EN 45545 Tabelle 5, Anforderungssatz R15 (EL 1A) und R 16 (EL 1B) gilt die
Prüfung für die Gefährdungsstufe HL 1 bis HL 3 als bestanden:

- wenn die maximale Höhe des verkohlten Teils an der Probe, weder auf der Vorder- noch auf
der Rückseite der Leiter, bezogen auf die untere Kante des Brenners, eine Höhe von 1,5 m
nicht überschritten hat.

Die Prüfanforderung für die Gefährdungsstufen HL 1 bis HL 3 wurden erfüllt



VERBAND DER ELEKTROTECHNIK ELEKTRONIK INFORMATIONSTECHNIK e.V. .../7

Qualifizierung: Die Ing. Michael Jungblut (VDE) und die Dr. rer. oec. Ingrid Wenzel (VDE) sind als Sachverständige (SachV) für die Bereiche Prüf- und Zertifizierungssysteme für Informationstechnik (ICT) und ECCE/ und europäische Zertifizierungssysteme (ECCA, HAR, ENEC) bei der VDE registriert. (VDE 0260 Teil 305) Abschnitt 9.1.2

Qualifizierung: Die Ing. Michael Jungblut (VDE) und die Dr. rer. oec. Ingrid Wenzel (VDE) sind als Sachverständige (SachV) für die Bereiche Prüf- und Zertifizierungssysteme für Informationstechnik (ICT) und ECCE/ und europäische Zertifizierungssysteme (ECCA, HAR, ENEC) bei der VDE registriert. (VDE 0260 Teil 305) Abschnitt 9.1.2

**VDE Prüf- und
Zertifizierungsinstitut** **VDE**

VDE Prüf- und Zertifizierungsinstitut GmbH • Wernerstraße 28 • D-63089 Offenbach

SAB BRÖCKSKES GmbH & Co. KG
Postfach 12 01 60
Frau Isabelle Simon
41179 Viersen


Kompetenz
 Offenbach, 2014-04-23

Ihr Zeichen: Isabelle Simon Ihr Schreiben: 2013-11-18 Unser Zeichen - bitte angeben: 493200-9021-0001/192225-1
CC4/hz

Ansprechpartner: Herr Herzog
Tel: (069) 83 06-419
Fax: (069) 83 06-745
reinhart.herzog@vde.com

PRÜFERICHT
zur Information des Auftraggebers
Test Report for the Information of the applicant

dieser Prüfbericht enthält das Ergebnis einer einmaligen Untersuchung an dem zur Prüfung
vorgelegten Erzeugnis. Ein Muster dieses Erzeugnisses wurde geprüft, um die Übereinstimmung mit
den nachfolgend aufgeführten Normen bzw. Abschnitten von Normen festzustellen.
Die Prüfung wurde durchgeführt vom 2014-03-04 bis 2014-04-02.

*This test report contains the result of a singular investigation carried out on the product submitted. A
sample of this product was tested to found the accordance with the thereafter listed standards or
clauses of standards resp. The testing was carried out from 2014-03-04 to 2014-04-02.*

Der Prüfbericht berechtigt Sie nicht zur Benutzung eines Zertifizierungszeichens des VDE und
berücksichtigt ausschließlich die Anforderungen der unten genannten Regelwerke.

*The test report does not entitle for the use of a VDE Certification Mark and considers solely the
requirements of the specifications mentioned below.*

Wenn gegenüber Dritten auf diesen Prüfbericht Bezug genommen wird, muss dieser Prüfbericht in
voller Länge an gleicher Stelle verfügbar gemacht werden.

*Whenever reference is made to this test report towards third party, this test report shall be made
available on the very spot in full length.*



VERBAND DER ELEKTROTECHNIK ELEKTRONIK INFORMATIONSTECHNIK e.V. .../2

Qualifizierung: Die Ing. Michael Jungblut (VDE) und die Dr. rer. oec. Ingrid Wenzel (VDE) sind als Sachverständige (SachV) für die Bereiche Prüf- und Zertifizierungssysteme für Informationstechnik (ICT) und ECCE/ und europäische Zertifizierungssysteme (ECCA, HAR, ENEC) bei der VDE registriert. (VDE 0260 Teil 305) Abschnitt 9.1.2

Qualifizierung: Die Ing. Michael Jungblut (VDE) und die Dr. rer. oec. Ingrid Wenzel (VDE) sind als Sachverständige (SachV) für die Bereiche Prüf- und Zertifizierungssysteme für Informationstechnik (ICT) und ECCE/ und europäische Zertifizierungssysteme (ECCA, HAR, ENEC) bei der VDE registriert. (VDE 0260 Teil 305) Abschnitt 9.1.2

VDE

Seite 6 - 16.04.2014 Unser Zeichen: 493200-9021-0001/192225-16
CC4/hz

7. Bestimmung kleiner Fluor-Konzentrationen
nach DIN EN 50584-2 (VDE 0341 Teil 2) Abs. 45.2

7.1 Verfahren B - Blau-Alizarin-Fluor-Verfahren
auf farbmäßigem Wege durch Bildung eines Blaukomplexes aus Fluor und blauem
Oligomer

ermittelter Halogenwert: **< 0,02%** (Halogen Fluor)

Bei Anwendung dieses Verfahrens wird geschätzt, dass Fluorwerte über 0,02 % gemessen
werden können.

7.2 Anforderung

nach EN 50306-1, darf der Fluorgehalt maximal 0,1% betragen.

Die Prüfanforderung wurde erfüllt


8. Toxizität
nach DIN EN 50305 (VDE 0260 Teil 305); Abschnitt 9.2
(Diskontinuierliche Analyse)

8.1 Konditionierung

Vor der Prüfung wurden die Proben 48 h bei einer Temperatur von (23 ± 5) °C und einer
relativen Luftfeuchte von (50 ± 5) % gelagert.

8.2 Prüfergebnisse nach 20 Minuten Verbrennung bei (800 ± 10)°C

Das geprüfte Material ist nach Vorproben frei von Stickstoff und Schwefel.
Schwefeldioxid (SO₂), Stickoxide (NO_x) und Blausäure-Cyanwasserstoff (HCN) wurden
demnach nicht bestimmt.



VERBAND DER ELEKTROTECHNIK ELEKTRONIK INFORMATIONSTECHNIK e.V. .../7

Qualifizierung: Die Ing. Michael Jungblut (VDE) und die Dr. rer. oec. Ingrid Wenzel (VDE) sind als Sachverständige (SachV) für die Bereiche Prüf- und Zertifizierungssysteme für Informationstechnik (ICT) und ECCE/ und europäische Zertifizierungssysteme (ECCA, HAR, ENEC) bei der VDE registriert. (VDE 0260 Teil 305) Abschnitt 9.1.2

Qualifizierung: Die Ing. Michael Jungblut (VDE) und die Dr. rer. oec. Ingrid Wenzel (VDE) sind als Sachverständige (SachV) für die Bereiche Prüf- und Zertifizierungssysteme für Informationstechnik (ICT) und ECCE/ und europäische Zertifizierungssysteme (ECCA, HAR, ENEC) bei der VDE registriert. (VDE 0260 Teil 305) Abschnitt 9.1.2

VDE

Seite 7 - 16.04.2014 Unser Zeichen: 493200-9021-0001/192225-16
CC4/hz

Test	1		2	
	1,0		1,0	
Einwaage (g)				
Gase	CC ₂	M ₂ (mg)	ITC	M ₂ (mg)
CO	1750	30,7	1,75	28,6
CO ₂	90000	344	0,38	299
SO ₂	260	---	---	---
NO _x	90	---	---	---
HCN	55	---	---	---
Toxizitätsindex (ITC)			2,13	1,96
Mittelwert (ITC)			2,0	


CC₂ = Kritische Konzentration der Gase z. in mg/m³ bei einer Aussetzung von 30 Minuten.
M₂ = Masse des Gases z., das bei der Verbrennung entsteht, in mg.


8.3 Anforderung
nach DIN EN 45545 Tabelle 5
Anforderungssatz R 15 (EL 1A) und R 16 (EL 1B)


- Gefährdungsstufe HL 1 ITC maximal 10
- Gefährdungsstufe HL 2 ITC maximal 10
- Gefährdungsstufe HL 3 ITC maximal 6

Die Prüfanforderung für die Gefährdungsstufen HL 1 bis HL 3 wurden erfüllt

VDE Prüf- und Zertifizierungsinstitut GmbH
CC4
Kabel und Leitungen, Datenkabel, Kabellührungssysteme, Materialprüfungen


 Reiner Lehrer


 Reinhard Herzog



VERBAND DER ELEKTROTECHNIK ELEKTRONIK INFORMATIONSTECHNIK e.V. .../2

Qualifizierung: Die Ing. Michael Jungblut (VDE) und die Dr. rer. oec. Ingrid Wenzel (VDE) sind als Sachverständige (SachV) für die Bereiche Prüf- und Zertifizierungssysteme für Informationstechnik (ICT) und ECCE/ und europäische Zertifizierungssysteme (ECCA, HAR, ENEC) bei der VDE registriert. (VDE 0260 Teil 305) Abschnitt 9.1.2

Qualifizierung: Die Ing. Michael Jungblut (VDE) und die Dr. rer. oec. Ingrid Wenzel (VDE) sind als Sachverständige (SachV) für die Bereiche Prüf- und Zertifizierungssysteme für Informationstechnik (ICT) und ECCE/ und europäische Zertifizierungssysteme (ECCA, HAR, ENEC) bei der VDE registriert. (VDE 0260 Teil 305) Abschnitt 9.1.2

SELECTION INDEX FOR CABLES

FOR RAILWAY TECHNOLOGY

		Cable type	SABIX® A 146 FRNC	SABIX® A 156 FRNC	SABIX® R 600 FRNC	SABIX® R 638 FRNC	SABIX® R 605 FRNC	SABIX® R 615 FRNC	SABIX® R 645 FRNC TP	CAT _{line} CAT 5e R	CAT _{line} CAT 6A R	CAT _{line} CAT 7A R	SABIX® A 280 FRNC X	SABIX® A 285 FRNC X	R 107	
Applications	Single conductor		•	•									•			•
	Multi-core cable				•	•	•	•	•	•	•	•	•	•	•	
	screened						•	•	•	•	•	•			•	
	Wiring cable		•	•										•		
	Data cable							•	•	•						
	Control cable				•	•								•	•	
	Ethernet cable										•	•	•			
cross linked type													•	•		
Standards	tested acc. to DIN EN 45545-2		•	•	•	•	•	•	•	•	•	•	•	•	•	•
	Halogen-free acc. to EN 50306-1 + EN 50264-1 are fulfilled. Development of HCl is < 0,5% acc. to DIN EN 50267-2-1. pH-value is > 4,3 acc. to DIN EN 50267-2-2. Conductivity is < 10,0 µS/mm acc. to DIN EN 50267-2-2. Fluoric content < 0,1% acc. to DIN EN 60684-2.		•	•	•	•	•	•	•	•	•	•	•	•	•	•
	No flame propagation acc. to DIN EN 60332-3-24			•	•	•	•	•	•	•				•	•	•
	No flame propagation acc. to DIN EN 60332-3-25 resp. DIN EN 50305 section 9.1.1		•	•	•	•	•	•	•	•	•	•	•	•	•	•
	No flame propagation acc. to DIN EN 50305 section 9.1.2		•	•	•	•	•	•	•	•	•	•	•	•	•	•
	Flame retardant and self-extinguishing acc. to DIN EN 60332-1-2		•	•	•	•	•	•	•	•	•	•	•	•	•	•
	acc. to ASTM E 162-09							•	•							
	Flame retardant ISO 6722 (UN/ECE R118)		•	•				•	•	•	•	•				
	Toxicity acc. to DIN EN 50305		•	•	•	•	•	•	•	•	•	•	•	•	•	•
	Smoke density acc. to DIN EN 61034		•	•	•	•	•	•	•	•	•	•	•	•	•	•
Smoke density acc. to ASTM E 662-09							•	•								
Absence of harmful substances acc. to RoHS directive of the European Union		•	•	•	•	•	•	•	•	•	•	•	•	•	•	
Temperature range fixed laying*	+ 250 °C															○
	+ 180 °C															○
	+ 125 °C															○
	+ 90 °C		•	•	•	•	•	•	•	•	•	•	•	•	•	•
	+ 70 °C		•	•	•	•	•	•	•	•	•	•	•	•	•	•
	- 40 °C		•	•	•	•	•	•	•	•	•	•	•	•	•	•
- 50 °C		•	•	•	•	•	•	•	•	•	•	•	•	•	•	
Voltage	Nominal voltage U ₀ /U 300/500 V		•		•	•							•	•		
	Nominal voltage U ₀ /U 450/750 V			•												
	Nominal voltage U ₀ /U 1,8/3,0 kV														•	
	Peak operating voltage: < 0,25 mm ² = max. 350 V ≥ 0,25 mm ² = max. 500 V						•	•	•							
	Peak operating voltage: max. 90 V									•	•	•				



*The temperature range for flexible application is mentioned on the particular catalogue page

SABIX® A 146 FRNC Wiring cable 300/500V
SABIX® A 156 FRNC Wiring cable 450/750 V



Marking for SABIX® A 146 FRNC 61460150:
 SAB BRÖCKSKES · D-VIERSEN · SABIX® A 146 FRNC 300/500V 0,5 mm² CE

Construction:

Conductor:	bare copper strands acc. to IEC 60228, EN 60228, VDE 0295, class 5
Insulation:	special SABIX®

Outstanding features:

- ▶ halogen-free
- ▶ no flame propagation
- ▶ flame retardant and self-extinguishing
- ▶ very good stripping
- ▶ flexible
- ▶ fulfils fire protection requirements R15 (EL1A) acc. to DIN EN 45545-2 for hazard levels HL1-3

Technical data:

Nominal voltage:	SABIX® A 146 FRNC: U ₀ /U 300/500 V	SABIX® A 156 FRNC: U ₀ /U 450/750 V
Testing voltage:	SABIX® A 146 FRNC: 2000 V	SABIX® A 156 FRNC: 2500 V
Min. bending radius: For one single bend:	7,5 x d 5 x d	
Temperature range <i>fixed laying:</i> <i>flexible application:</i>	-50/+90 °C -40/+90 °C	
Halogen-free:	acc. to EN 50306-1 + EN 50264-1 are fulfilled. Development of HCl is < 0,5% acc. to DIN EN 50267-2-1. pH-value is > 4,3 acc. to DIN EN 50267-2-2. Conductivity is < 10,0 µS/mm acc. to DIN EN 50267-2-2. Fluoric content < 0,1% acc. to DIN EN 60684-2.	
Fire performance:	No flame propagation acc. to DIN EN 60332-3-25 and DIN EN 50305 section 9.1.2. Flame retardant and self-extinguishing acc. to DIN EN 60332-1-2.	
Toxicity:	acc. to DIN EN 50305	
Smoke density:	acc. to DIN EN 61034	
Flexibility:	good	
Absence of harmful substances:	acc. to RoHS directive of the European Union	

SABIX® A 146 FRNC

item no.	nominal cross-section mm ²	largest single wire ø mm	outer-ø ± 5% mm	copper figure kg/km	cable weight ≈ kg/km
6146 .. 50*	0,50	0,21	2,1	4,8	9
6146 .. 75*	0,75	0,21	2,4	7,2	12
6146 .. 80*	1,00	0,21	2,5	9,6	14

Other dimensions and colours are possible on request.

SABIX® A 156 FRNC

item no.	nominal cross-section mm ²	largest single wire ø mm	outer-ø ± 5% mm	copper figure kg/km	cable weight ≈ kg/km
6156 .. 82*	1,50	0,26	3,0	14,4	20
6156 .. 84*	2,50	0,26	3,6	24,0	32
6156 .. 86*	4,00	0,31	4,2	38,4	48
6156 .. 87*	6,00	0,31	4,7	57,6	67
6156 .. 88*	10,00	0,41	6,3	96,0	117
6156 .. 89*	16,00	0,41	8,0	153,6	181
6156 .. 90*	25,00	0,41	9,9	240,0	292
6156 .. 91*	35,00	0,41	11,1	336,0	394
6156 .. 92*	50,00	0,41	12,6	480,0	563
6156 .. 93*	70,00	0,41	14,8	672,0	751
6156 .. 94*	95,00	0,51	18,2	912,0	1034
6156 .. 95*	120,00	0,51	19,7	1152,0	1241
6156 .. 96*	150,00	0,51	21,8	1440,0	1544
6156 .. 97*	185,00	0,51	23,2	1776,0	1866
6156 .. 98*	240,00	0,51	26,9	2304,0	2507
6156 .. 99*	300,00	0,51	30,0	2880,0	3125

Other dimensions and colours are possible on request.

* Colour code for single conductors:

01 = black	06 = green
02 = blue	07 = violet
03 = brown	08 = white
04 = grey	16 = gentian blue
05 = yellow	27 = green-yellow

SABIX® R 600 FRNC

SABIX® Rail Control with numbered cores



Marking for SABIX® R 600 FRNC 66001215:

SAB BRÖCKSKES · D-VIERSEN · SABIX® R 600 FRNC 12 x 1,5 mm² CE

Construction:

Conductor:	bare copper strands acc. to IEC 60228, EN 60228, VDE 0295, class 5
Insulation:	special SABIX®
Colour code:	black cores with consecutive numbers acc. to EN 50334; green-yellow earth wire from 3 cores
Stranding:	in layers
Sheath material:	special SABIX®
Sheath colour:	grey (RAL 7000)

Outstanding features:

- ▶ halogen-free
- ▶ no flame propagation
- ▶ flame retardant and self-extinguishing
- ▶ fulfils fire protection requirements R15 (EL1A) acc. to DIN EN 45545-2 for hazard levels HL1-3

Technical data:

Nominal voltage:	U ₀ /U 300/500 V
Testing voltage U:	3000 V
Min. bending radius	
<i>fixed laying:</i>	4 x d
<i>flexible application:</i>	6 x d
Temperature range	
<i>fixed laying:</i>	-40/+90 °C
<i>flexible application:</i>	-30/+90 °C
Halogen-free:	acc. to EN 50306-1 + EN 50264-1 are fulfilled. Development of HCl is < 0,5% acc. to DIN EN 50267-2-1. pH-value is > 4,3 acc. to DIN EN 50267-2-2. Conductivity is < 10,0 µS/mm acc. to DIN EN 50267-2-2. Fluoric content < 0,1% acc. to DIN EN 60684-2.
Fire performance:	No flame propagation acc. to DIN EN 60332-3-24, DIN EN 60332-3-25 and DIN EN 50305 section 9.1.2. Flame retardant and self-extinguishing acc. to DIN EN 60332-1-2.
Toxicity:	acc. to DIN EN 50305
Smoke density:	acc. to DIN EN 61034
Flexibility:	good
Absence of harmful substances:	acc. to RoHS directive of the European Union

Tested at reference types.


item no.	no. of cores x cross section n x mm ²	largest single wire ø mm	outer-ø ± 5% mm	copper figure kg/km	cable weight ≈ kg/km
66000205	2 x 0,50	0,21	4,8	9,6	33
66000305	3 x 0,50	0,21	5,1	14,4	38
66000405	4 x 0,50	0,21	5,5	19,2	46
66000505	5 x 0,50	0,21	6,2	24,0	57
66000705	7 x 0,50	0,21	6,7	33,6	69
66001005	10 x 0,50	0,21	8,6	48,0	96
66001205	12 x 0,50	0,21	9,1	57,6	110
66001805	18 x 0,50	0,21	10,7	86,4	169
66002505	25 x 0,50	0,21	12,9	120,0	221
66003205	32 x 0,50	0,21	14,0	153,6	287
66004205	42 x 0,50	0,21	15,7	201,6	365
66006105	61 x 0,50	0,21	18,5	292,8	510
66000207	2 x 0,75	0,21	5,4	14,4	44
66000307	3 x 0,75	0,21	5,7	21,6	51
66000407	4 x 0,75	0,21	6,4	28,8	63
66000507	5 x 0,75	0,21	7,0	36,0	77
66000707	7 x 0,75	0,21	7,8	50,4	96
66001007	10 x 0,75	0,21	10,0	72,0	144
66001207	12 x 0,75	0,21	10,5	86,4	163
66001807	18 x 0,75	0,21	12,4	129,6	230
66002507	25 x 0,75	0,21	15,1	180,0	316
66003207	32 x 0,75	0,21	16,4	230,4	388
66004207	42 x 0,75	0,21	18,4	302,4	515
66006107	61 x 0,75	0,21	21,6	439,2	721
66000210	2 x 1,00	0,21	5,6	19,2	50
66000310	3 x 1,00	0,21	6,1	28,8	62
66000410	4 x 1,00	0,21	6,6	38,4	76
66000510	5 x 1,00	0,21	7,5	48,0	94
66000710	7 x 1,00	0,21	8,1	67,2	117
66001010	10 x 1,00	0,21	10,6	96,0	172
66001210	12 x 1,00	0,21	10,9	115,2	196
66001810	18 x 1,00	0,21	12,9	172,8	280
66002510	25 x 1,00	0,21	15,7	240,0	381
66003210	32 x 1,00	0,21	17,1	307,2	486
66004210	42 x 1,00	0,21	19,4	403,2	616
66006110	61 x 1,00	0,21	22,7	585,6	873
66000215	2 x 1,50	0,26	6,4	28,8	69
66000315	3 x 1,50	0,26	6,8	43,2	81

item no.	no. of cores x cross section n x mm ²	largest single wire ø mm	outer-ø ± 5% mm	copper figure kg/km	cable weight ≈ kg/km
66000415	4 x 1,50	0,26	7,6	57,6	99
66000515	5 x 1,50	0,26	8,3	72,0	124
66000715	7 x 1,50	0,26	9,2	100,8	170
66001015	10 x 1,50	0,26	12,0	144,0	229
66001215	12 x 1,50	0,26	12,4	172,8	263
66001815	18 x 1,50	0,26	14,8	259,2	289
66002515	25 x 1,50	0,26	18,0	360,0	537
66003215	32 x 1,50	0,26	19,5	460,8	661
66004215	42 x 1,50	0,26	22,0	604,8	867
66006115	61 x 1,50	0,26	25,8	878,4	1217
66000225	2 x 2,50	0,26	7,8	48,0	105
66000325	3 x 2,50	0,26	8,9	72,0	127
66000425	4 x 2,50	0,26	9,2	96,0	155
66000525	5 x 2,50	0,26	10,1	120,0	199
66000725	7 x 2,50	0,26	11,2	168,0	252
66001025	10 x 2,50	0,26	14,8	240,0	362
66001225	12 x 2,50	0,26	15,3	288,0	416
66001825	18 x 2,50	0,26	18,2	432,0	615
66002525	25 x 2,50	0,26	22,3	600,0	837
66000340	3 x 4,00	0,31	9,7	115,2	185
66000440	4 x 4,00	0,31	10,8	153,6	234
66000540	5 x 4,00	0,31	12,1	192,0	290
66000740	7 x 4,00	0,31	13,4	268,8	375
66000360	3 x 6,00	0,31	11,4	172,8	270
66000460	4 x 6,00	0,31	12,7	230,4	336
66000560	5 x 6,00	0,31	14,2	288,0	415
66000760	7 x 6,00	0,31	15,7	403,2	545
66000461	4 x 10,00	0,41	16,7	384,0	579
66000561	5 x 10,00	0,41	18,6	480,0	740
66000761	7 x 10,00	0,41	20,7	672,0	960
66000462	4 x 16,00	0,41	20,6	614,4	887
66000562	5 x 16,00	0,41	23,0	768,0	1105
66000762	7 x 16,00	0,41	25,5	1075,2	1445
66000463	4 x 25,00	0,41	24,9	960,0	1388
66000563	5 x 25,00	0,41	28,1	1200,0	1750
66000464	4 x 35,00	0,41	28,8	1344,0	1927
66000564	5 x 35,00	0,41	32,5	1680,0	2413

Other dimensions and colours are possible on request.

SABIX® R 638 FRNC

SABIX® Rail Control with numbered cores and overall copper screen



BRÖCKSKES · D-VIERSEN · SABIX® R 638 FRNC 5 x 1,5

Marking for SABIX® R 638 FRNC 66380515:
SAB BRÖCKSKES · D-VIERSEN · SABIX® R 638 FRNC 5 x 1,5 mm² CE

Construction:

Conductor:	bare copper strands acc. to IEC 60228, EN 60228, VDE 0295, class 5
Insulation:	special SABIX®
Colour code:	black cores with consecutive numbers acc. to EN 50334; green-yellow earth wire from 3 cores
Stranding:	in layers
Wrapping:	foil
Screen:	tinned copper braiding
Sheath material:	special SABIX®
Sheath colour:	grey (RAL 7000)

Outstanding features:

- ▶ halogen-free
- ▶ good EMC characteristics*
- ▶ no flame propagation
- ▶ flame retardant and self-extinguishing
- ▶ fulfils fire protection requirements R15 (EL1A) acc. to DIN EN 45545-2 for hazard levels HL1-3

* Copper braiding should be connected circularly to optimize the EMC characteristics

Technical data:

Nominal voltage:	U ₀ /U 300/500 V
Testing voltage U:	3000 V core/screen 2000 V
Min. bending radius <i>fixed laying:</i>	5 x d
<i>flexible application:</i>	10 x d
Temperature range <i>fixed laying:</i>	-40/+90 °C
<i>flexible application:</i>	-30/+90 °C
Halogen-free:	acc. to EN 50306-1 + EN 50264-1 are fulfilled. Development of HCl is < 0,5% acc. to DIN EN 50267-2-1. pH-value is > 4,3 acc. to DIN EN 50267-2-2. Conductivity is < 10,0 µS/mm acc. to DIN EN 50267-2-2. Fluoric content < 0,1% acc. to DIN EN 60684-2.
Fire performance:	No flame propagation acc. to DIN EN 60332-3-24, DIN EN 60332-3-25 and DIN EN 50305 section 9.1.2. Flame retardant and self-extinguishing acc. to DIN EN 60332-1-2.
Toxicity:	acc. to DIN EN 50305
Smoke density:	acc. to DIN EN 61034
Flexibility:	good
Absence of harmful substances:	acc. to RoHS directive of the European Union

Tested at reference types.

item no.	no. of cores x cross section n x mm ²	largest single wire ø mm	outer-ø ± 5% mm	copper figure kg/km	cable weight ≈ kg/km
66380205	2 x 0,50	0,21	5,3	25,5	38
66380305	3 x 0,50	0,21	5,6	30,7	45
66380405	4 x 0,50	0,21	6,2	48,0	61
66380505	5 x 0,50	0,21	6,7	55,9	70
66380705	7 x 0,50	0,21	7,2	71,1	81
66381205	12 x 0,50	0,21	9,6	108,1	150
66381805	18 x 0,50	0,21	11,4	143,5	206
66382505	25 x 0,50	0,21	13,8	189,7	272
66380207	2 x 0,75	0,21	6,1	31,1	50
66380307	3 x 0,75	0,21	6,4	50,6	61
66380407	4 x 0,75	0,21	6,9	61,1	73
66380507	5 x 0,75	0,21	7,7	73,7	96
66380707	7 x 0,75	0,21	8,3	90,9	121
66381207	12 x 0,75	0,21	11,2	142,4	193
66381807	18 x 0,75	0,21	13,3	197,9	280
66382507	25 x 0,75	0,21	16,2	284,6	395
66380210	2 x 1,00	0,21	6,3	48,0	56
66380310	3 x 1,00	0,21	6,6	58,2	68
66380410	4 x 1,00	0,21	7,1	75,7	94
66380510	5 x 1,00	0,21	8,0	86,1	110
66380710	7 x 1,00	0,21	8,6	108,2	138
66381210	12 x 1,00	0,21	11,8	172,1	226
66381810	18 x 1,00	0,21	13,8	242,1	315
66382510	25 x 1,00	0,21	16,8	346,5	454

item no.	no. of cores x cross section n x mm ²	largest single wire ø mm	outer-ø ± 5% mm	copper figure kg/km	cable weight ≈ kg/km
66380215	2 x 1,50	0,26	6,9	60,7	63
66380315	3 x 1,50	0,26	7,2	80,5	90
66380415	4 x 1,50	0,26	8,1	95,6	110
66380515	5 x 1,50	0,26	9,0	113,2	135
66380715	7 x 1,50	0,26	9,7	151,2	178
66381215	12 x 1,50	0,26	13,9	240,8	300
66381815	18 x 1,50	0,26	15,7	362,3	454
66382515	25 x 1,50	0,26	19,1	492,1	613
66380225	2 x 2,50	0,26	8,3	86,3	100
66380325	3 x 2,50	0,26	9,0	113,0	128
66380425	4 x 2,50	0,26	9,7	146,2	163
66380525	5 x 2,50	0,26	11,0	175,0	215
66380725	7 x 2,50	0,26	12,1	225,1	276
66381225	12 x 2,50	0,26	16,4	392,0	466
66381825	18 x 2,50	0,26	19,3	564,1	666
66382525	25 x 2,50	0,26	23,4	770,1	931
66380440	4 x 4,00	0,31	11,5	210,7	250
66380540	5 x 4,00	0,31	12,8	260,0	309
66380460	4 x 6,00	0,31	13,6	298,4	353
66380560	5 x 6,00	0,31	15,1	358,7	420
66380461	4 x 10,00	0,41	17,8	517,1	616
66380462	4 x 16,00	0,41	21,9	756,0	917

Other dimensions and colours are possible on request.

SABIX® R 605 FRNC

SABIX® Rail Data

Flame retardant acc. to
UN/ECE R118



Marking for SABIX® R 605 FRNC 66053250:

SAB BRÖCKSKES · D-VIERSEN · SABIX® R 605 FRNC 32 x 0,5 mm² CE

Construction:

Conductor:	bare copper strands with reference to IEC 60228, EN 6028, VDE 0295, class 5
Insulation:	special SABIX®
Colour code:	with reference to DIN 47100
Stranding:	in layers
Sheath material:	special SABIX®
Sheath colour:	grey (RAL 7032)

Outstanding features:

- ▶ halogen-free
- ▶ no flame propagation
- ▶ flame retardant and self-extinguishing
- ▶ fulfils fire protection requirements R15 (EL1A) acc. to DIN EN 45545-2 for hazard levels HL1-3
- ▶ flame retardant acc. to UN/ECE R118

Technical data:

Peak operating voltage:	< 0.25 mm² = max. 350 V ≥ 0.25 mm² = max. 500 V
Testing voltage:	< 0.25 mm² = 800 V ≥ 0.25 mm² = 1200 V
Min. bending radius	
fixed laying:	5 x d
flexible application:	10 x d
Temperature range	
fixed laying:	-40/+90 °C
flexible application:	-30/+90 °C
Halogen-free:	acc. to EN 50306-1 + EN 50264-1 are fulfilled. Development of HCl is < 0,5% acc. to DIN EN 50267-2-1. pH-value is > 4,3 acc. to DIN EN 50267-2-2. Conductivity is < 10,0 µS/mm acc. to DIN EN 50267-2-2. Fluoric content < 0,1% acc. to DIN EN 60684-2.
Fire performance:	No flame propagation acc. to DIN EN 60332-3-24, DIN EN 60332-3-25 and DIN EN 50305 section 9.1.2. Flame retardant and self-extinguishing acc. to DIN EN 60332-1-2. Flame retardant acc. to ISO 6722 (UN/ECE R118)
Toxicity:	acc. to DIN EN 50305
Smoke density:	acc. to DIN EN 61034
Flexibility:	good
Absence of harmful substances:	acc. to RoHS directive of the European Union

item no.	no. of cores x cross section n x mm²	outer-ø ± 5% mm	copper figure kg/km	cable weight ≈ kg/km
66050214	2 x 0,14	3,1	2,7	13
66050314	3 x 0,14	3,3	4,0	15
66050414	4 x 0,14	3,5	5,4	18
66050514	5 x 0,14	3,8	6,7	21
66050714	7 x 0,14	4,1	9,4	25
66050814	8 x 0,14	5,0	10,8	32
66051214	12 x 0,14	5,3	16,1	38
66051414	14 x 0,14	5,5	18,8	42
66051614	16 x 0,14	6,0	21,5	51
66051814	18 x 0,14	6,3	24,2	56
66052114	21 x 0,14	6,9	28,2	65
66052414	24 x 0,14	7,3	32,3	70
66052714	27 x 0,14	7,7	36,3	80
66053014	30 x 0,14	7,9	40,3	86
66053214	32 x 0,14	8,2	43,0	92
66053614	36 x 0,14	8,5	48,4	101
66054014	40 x 0,14	9,1	53,8	112
66054414	44 x 0,14	9,5	59,1	119
66055014	50 x 0,14	10,3	67,2	142
66056114	61 x 0,14	10,9	82,0	165
66050225	2 x 0,25	3,4	4,8	17
66050325	3 x 0,25	3,6	7,2	20
66050425	4 x 0,25	3,9	9,6	24
66050525	5 x 0,25	4,2	12,0	29
66050725	7 x 0,25	4,6	16,8	35
66050825	8 x 0,25	5,2	19,2	43
66051225	12 x 0,25	6,1	28,8	57
66051425	14 x 0,25	6,4	33,6	64
66051625	16 x 0,25	6,7	38,4	72

item no.	no. of cores x cross section n x mm²	outer-ø ± 5% mm	copper figure kg/km	cable weight ≈ kg/km
66051825	18 x 0,25	7,1	43,2	80
66052125	21 x 0,25	7,9	50,4	96
66052425	24 x 0,25	8,4	57,6	104
66052725	27 x 0,25	8,6	64,8	114
66053025	30 x 0,25	8,9	72,0	125
66053225	32 x 0,25	9,2	76,8	132
66053625	36 x 0,25	10,0	86,4	156
66054025	40 x 0,25	10,6	96,0	173
66054425	44 x 0,25	11,1	105,6	184
66055025	50 x 0,25	11,6	120,0	204
66056125	61 x 0,25	12,3	146,4	241
66050234	2 x 0,34	4,0	6,5	24
66050334	3 x 0,34	4,2	9,8	27
66050434	4 x 0,34	4,6	13,1	33
66050534	5 x 0,34	5,0	16,3	40
66050734	7 x 0,34	5,5	22,8	49
66050834	8 x 0,34	6,5	26,1	63
66051234	12 x 0,34	7,3	39,2	80
66051434	14 x 0,34	7,9	45,7	94
66051634	16 x 0,34	8,3	52,2	106
66051834	18 x 0,34	8,8	58,8	117
66052134	21 x 0,34	10,0	68,5	146
66052434	24 x 0,34	10,6	78,3	157
66052734	27 x 0,34	10,8	88,1	172
66053034	30 x 0,34	11,2	97,9	187
66053234	32 x 0,34	11,6	104,4	199
66053634	36 x 0,34	12,1	117,5	220
66054034	40 x 0,34	12,9	130,6	244
66054434	44 x 0,34	13,5	143,6	261

Continued on next page

Tested at reference types.

SABIX® R 605 FRNC

SABIX® Rail Data

Flame retardant acc. to
UN/ECE R118



BRÖCKSKES · D-VIERSEN · SABIX® R 605 FRNC 32 x 0,5 mm

Marking for SABIX® R 605 FRNC 66053250:

SAB BRÖCKSKES · D-VIERSEN · SABIX® R 605 FRNC 32 x 0,5 mm² CE

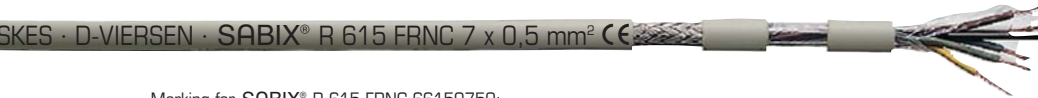
item no.	no. of cores x cross section n x mm ²	outer-ø ± 5% mm	copper figure kg/km	cable weight ≈ kg/km
66055034	50 x 0,34	14,5	163,2	304
66056134	61 x 0,34	15,4	199,1	358
66050250	2 x 0,50	4,3	9,6	28
66050350	3 x 0,50	4,5	14,4	33
66050450	4 x 0,50	4,9	19,2	40
66050550	5 x 0,50	5,4	24,0	49
66050750	7 x 0,50	6,1	33,6	63
66050850	8 x 0,50	7,1	38,4	79
66051250	12 x 0,50	8,1	57,6	102
66051450	14 x 0,50	8,5	67,2	115
66051650	16 x 0,50	9,0	76,8	131
66051850	18 x 0,50	9,5	86,4	145
66052150	21 x 0,50	10,9	100,8	180
66052450	24 x 0,50	11,5	115,2	195
66052750	27 x 0,50	11,7	129,6	213
66053050	30 x 0,50	12,1	144,0	232
66053250	32 x 0,50	12,6	153,6	248
66053650	36 x 0,50	13,1	172,8	274
66054450	44 x 0,50	15,1	211,2	341
66055050	50 x 0,50	15,7	240,0	411
66056150	61 x 0,50	16,7	292,8	448
66050275	2 x 0,75	4,9	14,4	38
66050375	3 x 0,75	5,2	21,6	45
66050475	4 x 0,75	5,9	28,8	58
66050575	5 x 0,75	6,4	36,0	70
66050775	7 x 0,75	7,0	50,4	87
66050875	8 x 0,75	8,3	57,6	111

item no.	no. of cores x cross section n x mm ²	outer-ø ± 5% mm	copper figure kg/km	cable weight ≈ kg/km
66051275	12 x 0,75	9,4	86,4	142
66051475	14 x 0,75	10,3	100,8	170
66051675	16 x 0,75	10,8	115,2	192
66051875	18 x 0,75	11,4	129,6	213
66052175	21 x 0,75	12,5	151,2	248
66052475	24 x 0,75	13,3	172,8	270
66052775	27 x 0,75	13,6	194,4	297
66053075	30 x 0,75	14,5	216,0	339
66053275	32 x 0,75	15,0	230,4	360
66053675	36 x 0,75	15,6	259,2	399
66054075	40 x 0,75	16,7	288,0	443
66054475	44 x 0,75	17,5	316,8	475
66055075	50 x 0,75	18,3	360,0	530
66056175	61 x 0,75	19,8	439,2	648
66050280	2 x 1,00	5,1	19,2	43
66050380	3 x 1,00	5,4	28,8	53
66050480	4 x 1,00	6,1	38,4	68
66050580	5 x 1,00	6,7	48,0	82
66050680	6 x 1,00	7,3	57,6	97
66050780	7 x 1,00	7,3	67,2	104
66050285	2 x 1,50	5,6	28,8	55
66050385	3 x 1,50	6,1	43,2	71
66050485	4 x 1,50	6,7	57,6	87
66050585	5 x 1,50	7,7	72,0	113
66050685	6 x 1,50	8,4	86,4	134
66050785	7 x 1,50	8,4	100,8	144

Other dimensions and colours are possible on request.

SABIX® R 615 FRNC

SABIX® Rail Data with overall copper screen



Marking for SABIX® R 615 FRNC 66150750:

SAB BRÖCKSKES · D-VIERSEN · SABIX® R 615 FRNC 7 x 0,5 mm² CE

Construction:

Conductor:	bare copper strands with reference to IEC 60228, EN 6028, VDE 0295, class 5
Insulation:	special SABIX®
Colour code:	with reference to DIN 47100
Stranding:	in layers
Wrapping:	foil
Screen:	tinned copper braiding
Sheath material:	special SABIX®
Sheath colour:	grey (RAL 7032)

Outstanding features:

- ▶ halogen-free
- ▶ good EMC characteristics*
- ▶ no flame propagation
- ▶ flame retardant and self-extinguishing
- ▶ fulfils fire protection requirements R15 (EL1A) acc. to DIN EN 45545-2 for hazard levels HL1-3
- ▶ tested acc. to American ASTM standard
- ▶ flame retardant acc. to UN/ECE R118

* Copper braiding should be connected circularly to optimize the EMC characteristics

Technical data:

Peak operating voltage:	< 0.25 mm² = max. 350 V ≥ 0.25 mm² = max. 500 V
Testing voltage:	< 0.25 mm² = 800 V ≥ 0.25 mm² = 1200 V
Min. bending radius	
fixed laying:	5 x d
flexible application:	10 x d
Temperature range	
fixed laying:	-40/+90 °C
flexible application:	-30/+90 °C
Halogen-free:	acc. to EN 50306-1 + EN 50264-1 are fulfilled. Development of HCl is < 0,5% acc. to DIN EN 50267-2-1. pH-value is > 4,3 acc. to DIN EN 50267-2-2. Conductivity is < 10,0 µS/mm acc. to DIN EN 50267-2-2. Fluoric content < 0,1% acc. to DIN EN 60684-2.
Fire performance:	No flame propagation acc. to DIN EN 60332-3-24, DIN EN 60332-3-25 and DIN EN 50305 section 9.1.2. Flame retardant and self-extinguishing acc. to DIN EN 60332-1-2. Burning tests acc. to ASTM E 162-09. Flame retardant acc. to ISO 6722 (UN/ECE R118)
Toxicity:	acc. to DIN EN 50305
Smoke density:	acc. to DIN EN 61034 + ASTM E 662-09
Flexibility:	good
Absence of harmful substances:	acc. to RoHS directive of the European Union

Tested at reference types.

item no.	no. of cores x cross section n x mm²	outer-ø ± 5% mm	copper figure kg/km	cable weight ≈ kg/km	item no.	no. of cores x cross section n x mm²	outer-ø ± 5% mm	copper figure kg/km	cable weight ≈ kg/km
66150214	2 x 0,14	3,6	12,6	21	66151225	12 x 0,25	6,8	50,0	72
66150314	3 x 0,14	3,8	14,1	22	66151425	14 x 0,25	7,1	64,0	80
66150414	4 x 0,14	4,0	15,9	24	66151625	16 x 0,25	7,4	71,0	89
66150514	5 x 0,14	4,3	19,5	29	66151825	18 x 0,25	7,8	80,0	98
66150714	7 x 0,14	4,6	24,0	33	66152125	21 x 0,25	8,8	105,0	122
66150814	8 x 0,14	5,4	26,0	43	66152425	24 x 0,25	9,3	115,0	130
66151014	10 x 0,14	5,8	29,0	47	66152725	27 x 0,25	9,5	120,0	142
66151214	12 x 0,14	6,2	32,0	54	66153025	30 x 0,25	9,8	132,0	152
66151414	14 x 0,14	6,4	35,0	60	66153225	32 x 0,25	10,1	138,0	161
66151614	16 x 0,14	6,7	49,0	67	66153625	36 x 0,25	10,7	152,0	189
66151814	18 x 0,14	7,0	54,0	72	66154025	40 x 0,25	11,3	164,0	209
66152114	21 x 0,14	7,6	60,0	84	66154425	44 x 0,25	11,8	180,0	221
66152414	24 x 0,14	8,0	74,0	89	66155025	50 x 0,25	12,7	222,0	254
66152714	27 x 0,14	8,6	85,0	104	66155225	52 x 0,25	12,7	234,0	260
66153014	30 x 0,14	8,8	98,0	112	66156125	61 x 0,25	13,4	287,0	295
66153214	32 x 0,14	9,1	108,0	118	66150234	2 x 0,34	4,5	17,0	31
66153614	36 x 0,14	9,4	117,0	128	66150334	3 x 0,34	4,9	21,0	36
66154014	40 x 0,14	10,0	126,0	141	66150434	4 x 0,34	5,3	25,0	43
66154414	44 x 0,14	10,6	138,0	162	66150534	5 x 0,34	5,7	30,0	51
66155014	50 x 0,14	11,0	150,0	175	66150734	7 x 0,34	6,4	42,0	63
66155214	52 x 0,14	11,0	155,0	179	66150834	8 x 0,34	7,2	45,0	78
66156114	61 x 0,14	11,6	176,0	203	66151034	10 x 0,34	7,8	63,0	87
66150225	2 x 0,25	3,9	15,0	24	66151234	12 x 0,34	8,0	70,0	97
66150325	3 x 0,25	4,1	18,0	26	66151434	14 x 0,34	8,8	78,0	118
66150425	4 x 0,25	4,4	22,0	31	66151634	16 x 0,34	9,2	87,0	129
66150525	5 x 0,25	4,9	25,0	38	66151834	18 x 0,34	9,7	108,0	144
66150725	7 x 0,25	5,3	32,0	46	66152134	21 x 0,34	10,7	127,0	177
66150825	8 x 0,25	6,1	35,0	58	66152434	24 x 0,34	11,3	140,0	193
66151025	10 x 0,25	6,6	42,0	64	66152734	27 x 0,34	11,5	151,0	207

Continued on next page

SABIX® R 615 FRNC

SABIX® Rail Data with overall copper screen

Flame retardant acc. to
UN/ECE R118



Marking for SABIX® R 615 FRNC 66150750:
SAB BRÖCKSKES · D-VIERSEN · SABIX® R 615 FRNC 7 x 0,5 mm² CE

item no.	no. of cores x cross section n x mm ²	outer-ø ± 5% mm	copper figure kg/km	cable weight ≈ kg/km	item no.	no. of cores x cross section n x mm ²	outer-ø ± 5% mm	copper figure kg/km	cable weight ≈ kg/km
66153034	30 x 0,34	11,9	162,0	222	66150275	2 x 0,75	5,6	30,3	48
66153234	32 x 0,34	12,7	171,0	247	66150375	3 x 0,75	6,1	37,6	56
66153634	36 x 0,34	13,2	188,0	272	66150475	4 x 0,75	6,6	46,5	73
66154034	40 x 0,34	14,0	208,0	301	66150575	5 x 0,75	7,1	55,7	81
66154434	44 x 0,34	14,6	223,0	319	66150775	7 x 0,75	7,7	74,0	101
66155034	50 x 0,34	15,8	248,0	386	66150875	8 x 0,75	9,2	83,8	132
66155234	52 x 0,34	15,8	273,0	395	66151275	12 x 0,75	10,5	133,9	179
66156134	61 x 0,34	16,7	316,0	366	66151475	14 x 0,75	11,0	148,5	198
66150250	2 x 0,50	5,0	23,5	39	66151675	16 x 0,75	11,5	169,2	224
66150350	3 x 0,50	5,2	28,4	42	66151875	18 x 0,75	12,4	184,0	257
66150450	4 x 0,50	5,6	35,1	50	66152175	21 x 0,75	13,6	211,0	297
66150550	5 x 0,50	6,3	41,6	63	66152475	24 x 0,75	14,4	239,1	324
66150750	7 x 0,50	6,8	53,1	76	66152775	27 x 0,75	14,7	260,9	352
66150850	8 x 0,50	7,8	62,0	94	66153075	30 x 0,75	15,8	313,4	417
66151050	10 x 0,50	8,8	74,5	113	66153275	32 x 0,75	16,3	328,3	440
66151250	12 x 0,50	9,0	84,2	126	66153675	36 x 0,75	16,9	357,8	479
66151450	14 x 0,50	9,4	93,5	139	66150280	2 x 1,00	5,8	35,2	53
66151650	16 x 0,50	9,9	105,9	156	66150380	3 x 1,00	6,3	46,4	65
66151850	18 x 0,50	10,6	133,9	185	66150480	4 x 1,00	6,8	57,9	78
66152150	21 x 0,50	11,6	154,9	220	66150580	5 x 1,00	7,4	69,6	95
66152450	24 x 0,50	12,6	169,7	240	66150680	6 x 1,00	8,0	81,3	111
66152750	27 x 0,50	12,8	184,2	260	66150780	7 x 1,00	8,0	90,9	117
66153050	30 x 0,50	13,2	203,6	283	66150285	2 x 1,50	6,6	46,5	71
66153250	32 x 0,50	13,7	213,5	299	66150385	3 x 1,50	6,8	62,7	90
66153650	36 x 0,50	14,2	239,0	330	66150485	4 x 1,50	7,4	79,2	98
66154450	44 x 0,50	16,4	309,2	422	66150585	5 x 1,50	8,6	95,8	130
66155050	50 x 0,50	17,0	349,7	469	66150685	6 x 1,50	9,3	112,7	152
66156150	61 x 0,50	18,0	403,7	540	66150785	7 x 1,50	9,3	127,1	162

Other dimensions and colours are possible on request.

SABIX® R 645 FRNC TP

SABIX® Rail Data, paired with overall copper screen

Flame retardant acc. to
UN/ECE R118



Marking for SABIX® R 645 FRNC TP 66450325:

SAB BRÖCKSKES · D-VIERSEN · SABIX® R 645 FRNC TP 3 x 2 x 0,25 mm² CE

Construction:

Conductor:	bare copper strands with reference to IEC 60228, EN 6028, VDE 0295, class 5
Insulation:	special SABIX®
Colour code:	with reference to DIN 47100
Stranding:	pairwise, pairs in layers
Wrapping:	foil
Screen:	tinned copper braiding
Sheath material:	special SABIX®
Sheath colour:	grey (RAL 7032)

Outstanding features:

- ▶ halogen-free
- ▶ no flame propagation
- ▶ good EMC characteristics*
- ▶ flame retardant and self-extinguishing
- ▶ fulfils fire protection requirements R15 (EL1A) acc. to DIN EN 45545-2 for hazard levels HL1-3
- ▶ tested acc. to American ASTM standard
- ▶ flame retardant acc. to UN/ECE R118
- ▶ good transmission rates and crosstalk attenuation

* Copper braiding should be connected circularly to optimize the EMC characteristics

Technical data:

Peak operating voltage:	< 0,25 mm ² = max. 350 V ≥ 0,25 mm ² = max. 500 V
Testing voltage:	< 0,25 mm ² = 800 V ≥ 0,25 mm ² = 1200 V
Min. bending radius	
fixed laying:	5 x d
flexible application:	10 x d
Temperature range	
fixed laying:	-40/+90 °C
flexible application:	-30/+90 °C
Halogen-free:	acc. to EN 50306-1 + EN 50264-1 are fulfilled. Development of HCl is < 0,5% acc. to DIN EN 50267-2-1. pH-value is > 4,3 acc. to DIN EN 50267-2-2. Conductivity is < 10,0 µS/mm acc. to DIN EN 50267-2-2. Fluoric content < 0,1% acc. to DIN EN 60684-2.
Fire performance:	No flame propagation acc. to DIN EN 60332-3-24, DIN EN 60332-3-25 and DIN EN 50305 section 9.1.2. Flame retardant and self-extinguishing acc. to DIN EN 60332-1-2. Burning tests acc. to ASTM E 162-09. Flame retardant acc. to ISO 6722 (UN/ECE R118)
Toxicity:	acc. to DIN EN 50305
Smoke density:	acc. to DIN EN 61034 + ASTM E 662-09
Flexibility:	good
Absence of harmful substances:	acc. to RoHS directive of the European Union

Tested at reference types.

item no.	no. of pairs x cross section n x 2 x mm ²	outer-ø ± 10% mm	copper figure kg/km	cable weight ≈ kg/km	item no.	no. of pairs x cross section n x 2 x mm ²	outer-ø ± 10% mm	copper figure kg/km	cable weight ≈ kg/km
66450214	2 x 2 x 0,14	5,2	19,1	38	66450834	8 x 2 x 0,34	10,6	80,7	159
66450314	3 x 2 x 0,14	5,7	23,4	44	66451234	12 x 2 x 0,34	13,4	133,1	248
66450414	4 x 2 x 0,14	6,5	27,8	54	66451634	16 x 2 x 0,34	14,6	165,0	305
66450514	5 x 2 x 0,14	7,0	31,9	64	66451834	18 x 2 x 0,34	15,1	178,3	334
66450614	6 x 2 x 0,14	7,2	36,2	71	66452434	24 x 2 x 0,34	17,6	255,1	449
66450814	8 x 2 x 0,14	7,8	43,4	83	66450250	2 x 2 x 0,50	7,2	39,3	72
66451014	10 x 2 x 0,14	8,9	50,6	105	66450350	3 x 2 x 0,50	7,9	50,1	92
66451214	12 x 2 x 0,14	9,7	58,2	121	66450450	4 x 2 x 0,50	9,4	64,6	119
66451614	16 x 2 x 0,14	10,5	71,4	147	66450550	5 x 2 x 0,50	10,2	76,3	141
66451814	18 x 2 x 0,14	11,1	92,8	174	66450650	6 x 2 x 0,50	10,4	86,0	155
66452414	24 x 2 x 0,14	12,8	114,8	223	66450850	8 x 2 x 0,50	11,4	126,6	179
66450225	2 x 2 x 0,25	5,7	24,9	46	66451050	10 x 2 x 0,50	13,2	146,5	252
66450325	3 x 2 x 0,25	6,4	31,4	61	66451250	12 x 2 x 0,50	14,4	175,6	294
66450425	4 x 2 x 0,25	7,2	39,3	72	66451650	16 x 2 x 0,50	16,3	241,3	380
66450525	5 x 2 x 0,25	7,7	45,8	83	66451850	18 x 2 x 0,50	16,9	261,0	436
66450625	6 x 2 x 0,25	7,9	50,7	92	66452450	24 x 2 x 0,50	19,0	330,4	508
66450825	8 x 2 x 0,25	9,0	62,1	119	66450275	2 x 2 x 0,75	8,5	52,4	102
66451025	10 x 2 x 0,25	9,8	73,9	138	66450375	3 x 2 x 0,75	9,4	69,4	128
66451225	12 x 2 x 0,25	10,9	101,9	173	66450475	4 x 2 x 0,75	10,9	101,9	166
66451625	16 x 2 x 0,25	11,9	126,8	213	66450575	5 x 2 x 0,75	11,7	121,9	201
66451825	18 x 2 x 0,25	12,7	136,6	245	66450675	6 x 2 x 0,75	12,5	136,5	239
66452425	24 x 2 x 0,25	14,2	170,3	296	66450875	8 x 2 x 0,75	13,7	170,1	279
66450234	2 x 2 x 0,34	6,8	31,5	63	66451275	12 x 2 x 0,75	17,1	261,2	419
66450334	3 x 2 x 0,34	7,4	39,7	79	66451675	16 x 2 x 0,75	18,6	329,9	522
66450434	4 x 2 x 0,34	8,8	49,8	102	66451875	18 x 2 x 0,75	19,3	369,3	580
66450534	5 x 2 x 0,34	9,5	58,5	121	66452475	24 x 2 x 0,75	21,8	469,2	714
66450634	6 x 2 x 0,34	9,7	65,1	125					

Other dimensions and colours are possible on request.



Marking for CATLine CAT 5e R 15674421:
SAB BRÖCKSKES · D-VIERSEN · CATLine Cat.5e R 4x2x24AWG 1567-4421 CE

Construction:	CATLine CAT 5e R <i>flexible</i>	CATLine CAT 6A R <i>flexible</i>	CATLine CAT 7A R <i>flexible</i>
Dimension :	2 x 2 x 24 AWG / 2 x 2 x 22 AWG / 4 x 2 x 24 AWG		4 x 2 x 26 AWG
Conductor:	bare copper strands, fine wires		
Insulation:	PE		
Colour code:	blue, yellow, white, orange	white-blue/blue, white-orange/orange, white-green/green, white-brown/brown	
Stranding:	star quad	twisted to pairs	twisted to pairs with alu foil
Wrapping:	foil		
Screen:	alu foil and tinned copper braiding		
Sheath material:	special SABIX®		
Sheath colour:	green (similar RAL 6018)		

Technical data:	CATLine CAT 5e R <i>flexible</i>	CATLine CAT 6A R <i>flexible</i>	CATLine CAT 7A R <i>flexible</i>
Item number:	1567-9002 / 1567-9004 / 1567-4421	1667-4621	1767-4621
Peak operating voltage:	max. 90 V		
Testing voltage:	core/core 1500 V - core/screen 1200 V		
Temperature range VDE fixed laying: flexible application:	- 40°C / + 70°C - 30°C / + 70°C		
Min. bending radius fixed laying: flexible application:	5 x d 12 x d		
Characteristic impedance:	100Ω ± 10Ω, accomplishes the electrical and transmission requirements with high frequency with reference to EN 50288-2-2 / CAT 5	100Ω ± 10Ω, accomplishes the electrical and transmission requirements with high frequency with reference to EN 50288-10-2 / CAT 6A	1100Ω ± 10Ω, accomplishes the electrical and transmission requirements with high frequency with reference to EN 50288-9-2 / CAT 7A
Halogen-free:	acc. to DIN EN 50306-1 + DIN EN 50264-1. Development of HCl is ≤ 0,5% acc. to DIN EN 50267-2-1. pH-value is ≥ 4,3 acc. to DIN EN 50267-2-2. Conductivity is ≤ 10,0 μS/mm acc. to DIN EN 50267-2-2. Fluoric content ≤ 0,1% acc. to DIN EN 60684-2		
Fire performance:	No flame propagation acc. to DIN EN 60332-3-25 + DIN EN 50305 section 9.1.1 + 9.1.2. Flame retardant and self-extinguishing acc. to DIN EN 60332-1-2		
Smoke density:	acc. to DIN EN 61034		
Toxizität:	acc. to DIN EN 50305		
Flexibility:	good		
Absence of harmful substances:	acc. to RoHS directive of the European Union		

Outstanding features:

- ▶ halogen-free
- ▶ no flame propagation
- ▶ flame retardant and self-extinguishing
- ▶ fulfils fire protection R15 (EL1A)
acc. to DIN EN 45545-2 for hazard levels HL1-3

item no.	type	no. of cores	cross section AWG	max. core-ø mm	outer-ø ± 5% mm	copper figure kg/km	cable weight ≈kg/km
15679002	CATLine CAT 5e R	4	24	max. 1,30	5,2	22,7	41
15679004	CATLine CAT 5e R	4	22	max. 1,60	5,9	29,1	52
15674421	CATLine CAT 5e R	8	24	max. 1,30	8,0	41,2	70
16674621	CATLine CAT 6A R	8	26	max. 1,05	6,8	36,3	58
17674621	CATLine CAT 7A R	8	26	max. 1,60	8,8	38,5	82

Other dimensions and colours are possible on request.

SABIX® A 280 FRNC X

Wiring cable / Control cable

up to
+125°C



BRÜCKSKES · D-VIERSEN · SABIX® A 280 FRNC X 1 x 1,0 mm² CE

Marking for SABIX® A 280 FRNC X 1 x 1,0 mm²:

SAB BRÜCKSKES · D-VIERSEN · SABIX® A 280 FRNC X 1 x 1,0 mm² CE

BRÜCKSKES · D-VIERSEN · SABIX® A 280 FRNC X 5 x 0,5 mm² CE

Marking for SABIX® A 280 FRNC X 5 x 0,5 mm²:

SAB BRÜCKSKES · D-VIERSEN · SABIX® A 280 FRNC X 12 x 0,5 mm² CE

Construction:

Conductor:	tinned copper strands fine wires acc. to IEC 60228, EN 60228, VDE 0295, class 5
Insulation:	special SABIX®
Single conductor:	
Colour code:	white (similar RAL 9010)
Multi-core cable:	
Colour code:	white cores with black numbers acc. to. EN 50334
Multi-core cable:	
Stranding:	in layers
Multi-core cable:	
Sheath material:	special SABIX®
Multi-core cable:	
Sheath colour:	black (RAL 9005)

Outstanding features:

- ▶ halogen-free
- ▶ no flame propagation
- ▶ flame retardant and self-extinguishing
- ▶ good ozone resistance
- ▶ good oil and chemical resistance
- ▶ fulfils fire protection requirements R15 (EL1A)
acc. to DIN EN 45545-2
for hazard levels HL1-3

Technical data:

Nominal voltage:	U ₀ /U 300/500 V
Testing voltage U:	2000 V
Min. bending radius:	5 x d
Temperature range during protected, fixed laying:	-40/+125 °C (single conductor) -50/+125 °C (multi-core cable)
Halogen-free:	acc. to EN 50306-1 + EN 50264-1 are fulfilled. Development of HCl is < 0,5% acc. to DIN EN 50267-2-1. pH-value is > 4,3 acc. to DIN EN 50267-2-2. Conductivity is < 10,0 µS/mm acc. to DIN EN 50267-2-2. Fluoric content < 0,1% acc. to DIN EN 60684-2.
Fire performance:	No flame propagation acc. to DIN EN 60332-3-24, DIN EN 60332-3-25 and DIN EN 50305 section 9.1.2. Flame retardant and self-extinguishing acc. to DIN EN 60332-1-2.
Toxicity:	acc. to DIN EN 50305
Smoke density:	acc. to DIN EN 610341
Absence of harmful substances:	acc. to RoHS directive of the European Union

item no.	no. of cores x cross section	largest single wire	outer-ø ± 5%	copper figure	cable weight	ohmic resistance at 20°C max. Ω/km	heating value approx. kWh/km
	n x mm ²	ø mm	mm	kg/km	≈ kg/km		
62800105	1 x 0,50	0,21	1,7	4,8	7	40,1	13,0
62800305	3 x 0,50	0,21	4,7	14,4	35	40,1	115
62800505	5 x 0,50	0,21	5,8	24,0	50	40,1	170
62800805	8 x 0,50	0,21	7,3	38,4	83	40,1	246
62801005	10 x 0,50	0,21	8,1	48,0	97	40,1	275
62801205	12 x 0,50	0,21	8,4	57,6	112	40,1	306
62800607	6 x 0,75	0,21	7,2	43,2	86	26,7	237
62800807	8 x 0,75	0,21	7,3	57,6	101	26,7	245
62801007	10 x 0,75	0,21	9,4	72,0	133	26,7	345
62800110	1 x 1,00	0,21	2,1	9,6	12	20,0	16,0
62800310	3 x 1,00	0,21	5,5	28,8	55	20,0	162
62800410	4 x 1,00	0,21	6,2	38,4	71	20,0	186
62800610	6 x 1,00	0,21	7,5	57,6	101	20,0	252
62800810	8 x 1,00	0,21	9,0	76,8	135	20,0	338
62801010	10 x 1,00	0,21	10,1	96,0	164	20,0	402
62800115	1 x 1,50	0,21	2,5	14,4	17	13,7	22,5
62800315	3 x 1,50	0,21	6,6	43,2	68	13,7	210
62800125	1 x 2,50	0,26	3,1	24,0	27	8,21	34,0

Other dimensions and colours are possible on request.

SABIX® A 285 FRNC X

Control cable with numbered cores and overall copper screen

up to
+125°C



Marking for SABIX® A 285 FRNC X 5 x 0,5 mm²:
SAB BRÖCKSKES · D-VIERSEN · SABIX® A 285 FRNC X 5 x 0,5 mm² CE

Construction:

Conductor:	tinned copper strands fine wires acc. to IEC 60228, EN 60228, VDE 0295, class 5
Insulation:	special SABIX®
Colour code:	white cores with black numbers acc. to EN 50334
Stranding:	in layers
Wrapping:	foil
Screen:	tinned copper braiding
Sheath material:	special SABIX®
Sheath colour:	black (RAL 9005)

Outstanding features:

- ▶ halogen-free
- ▶ good EMC characteristics*
- ▶ no flame propagation
- ▶ flame retardant and self-extinguishing
- ▶ good ozone resistance
- ▶ good oil and chemical resistance
- ▶ fulfils fire protection requirements R15 (EL1A)
acc. to DIN EN 45545-2
for hazard levels HL1-3

* Copper braiding should be connected circularly to optimize the EMC characteristics

Technical data:

Nominal voltage:	U ₀ /U 300/500 V
Testing voltage U:	2000 V
Min. bending radius:	10 x d
Temperature range during protected, fixed laying:	-50/+125 °C
Halogen-free:	acc. to EN 50306-1 + EN 50264-1 are fulfilled. Development of HCl is < 0,5% acc. to DIN EN 50267-2-1. pH-value is > 4,3 acc. to DIN EN 50267-2-2. Conductivity is < 10,0 µS/mm acc. to DIN EN 50267-2-2. Fluoric content < 0,1% acc. to DIN EN 60684-2.
Fire performance:	No flame propagation acc. to DIN EN 60332-3-24, DIN EN 60332-3-25 and DIN EN 50305 section 9.1.2. Flame retardant and self-extinguishing acc. to DIN EN 60332-1-2.
Toxicity:	acc. to DIN EN 50305
Smoke density:	acc. to DIN EN 61034
Absence of harmful substances:	acc. to RoHS directive of the European Union

item no.	no. of cores	largest	outer-ø	copper	cable	ohmic	heating
	x cross section	single wire	± 5%	figure	weight	resistance at 20°C	value approx.
	n x mm ²	ø mm	mm	kg/km	≈ kg/km	max. Ω/km	kWh/km
62850305	3 x 0,50	0,21	5,2	30,3	45	40,1	99
62850505	5 x 0,50	0,21	6,3	43,5	68	40,1	154
62850805	8 x 0,50	0,21	7,9	62,2	97	40,1	237
62851005	10 x 0,50	0,21	8,6	74,3	114	40,1	258
62851205	12 x 0,50	0,21	8,9	86,6	127	40,1	288
62850607	6 x 0,75	0,21	7,7	67,0	101	26,7	231
62850807	8 x 0,75	0,21	9,1	86,6	132	26,7	305
62851007	10 x 0,75	0,21	10,4	119,7	172	26,7	381
62850310	3 x 1,00	0,21	6,2	46,5	66	20,0	155
62850610	6 x 1,00	0,21	8,2	83,7	125	20,0	285
62850810	8 x 1,00	0,21	9,8	106,0	160	20,0	366
62851010	10 x 1,00	0,21	10,8	149,9	200	20,0	401

Other dimensions and colours are possible on request.

SABIX® A 280 FRNC X (FR)

Fire resistant control cable



SCM BRÖCKSKES · D-VIERSEN · SABIX® A 280 FRNC X (FR) 25 x 0,5 mm² CE



Marking for SABIX® A 280 FRNC X (FR) 25 x 0,5 mm²:

SAB BRÖCKSKES · D-VIERSEN · SABIX® A 280 FRNC X (FR) 25 x 0,5 mm² CE

Construction:

Conductor:	tinned copper strands fine wires acc. to IEC 60228, EN 60228, VDE 0295, class 5
Wrapping:	mica tape
Insulation:	special SABIX®
Colour code:	white cores with black numbers acc. to. EN 50334
Stranding:	in layers
Sheath material:	special SABIX®
Sheath colour:	black (RAL 9005)

Outstanding features:

- ▶ halogen-free
- ▶ no flame propagation
- ▶ fire resistant
- ▶ flame retardant and self-extinguishing
- ▶ good ozone resistance
- ▶ good oil and chemical resistance
- ▶ fulfils fire protection requirements R15 (EL1A) acc. to DIN EN 45545-2 for hazard levels HL1-3
- ▶ EN 50200 PH 30 / IEC 60331-21

Technical data:

Nominal voltage:	U ₀ /U 300/500 V
Testing voltage U:	2000 V
Min. bending radius:	10 x d
Temperature range during protected, fixed laying:	-50/+125 °C
Halogen-free:	acc. to EN 50306-1 + EN 50264-1 are fulfilled. Development of HCl is < 0,5% acc. to DIN EN 50267-2-1. pH-value is > 4,3 acc. to DIN EN 50267-2-2. Conductivity is < 10,0 µS/mm acc. to DIN EN 50267-2-2. Fluoric content < 0,1% acc. to DIN EN 60684-2.
Fire performance:	No flame propagation acc. to DIN EN 60332-3-24, DIN EN 60332-3-25 and DIN EN 50305 section 9.1.2. Flame retardant and self-extinguishing acc. to DIN EN 60332-1-2.
Insulation integrity in case of fire:	EN 50200 PH 30 IEC 60331-21 FE 180
Toxicity:	acc. to DIN EN 50305
Smoke density:	acc. to DIN EN 61034
Absence of harmful substances:	acc. to RoHS directive of the European Union



Available dimensions:
2-25 cores with cross sections
from 0,5 mm² to 2,5 mm².

Other dimensions on request!

R 107

Besilen® insulated copper rope



D-VIERSEN · R 107 · 1,8/3 kV 25,0 mm² 6107-0890

Marking for R 107 61070890:
SAB BRÖCKSKES · D-VIERSEN · R 107 · 1,8/3 kV 25,0 mm² 6107-0890

Construction:

Conductor:	bare copper strands, extremely fine wires
Insulation:	Besilen® EI2 acc. to DIN EN 50363-1
Colour:	slate-gray (RAL 7015)

Outstanding features:

- ▶ extremely flexible
- ▶ fulfils fire protection requirements acc. to DIN EN 45545-2 / R15 (EL1A) HL 1-2 / R16 (EL1B) HL 1-3
- ▶ halogen-free
- ▶ heat resistant
- ▶ flexible at low temperatures
- ▶ flame retardant and self-extinguishing
- ▶ weather resistant

Technical data:

Nominal voltage:	Uo/U 1,8/3,0 kV
Testing voltage:	6500 V
Min. bending radius:	5 x d
Temperature range	
<i>fixed laying:</i>	-50/+180 °C
<i>flexible application:</i>	-25/+180 °C
<i>short-time use:</i>	+250 °C
Halogen-free:	acc. to EN 50306-1 + EN 50264-1 are fulfilled. Development of HCl is < 0,5% acc. to DIN EN 50267-2-1. pH-value is > 4,3 acc. to DIN EN 50267-2-2. Conductivity is < 10,0 µS/mm acc. to DIN EN 50267-2-2. Fluoric content < 0,1% acc. to DIN EN 60684-2.
Fire performance:	No flame propagation acc. to DIN EN 60332-3-24, DIN EN 60332-3-25 and DIN EN 50305 section 9.1.2. Flame retardant and self-extinguishing acc. to DIN EN 60332-1-2.
Toxicity:	acc. to DIN EN 50305
Smoke density:	acc. to DIN EN 61034
Weather resistance:	very good
Ozone resistance:	acc. to DIN EN 50382-2
Oil resistance:	good
Absence of harmful substances:	acc. to RoHS directive of the European Union

item no.	nominal cross section mm ²	largest single wire ø mm	outer-ø ± 5% mm	copper figure kg/km	cable weight ≈ kg/km
61070882	1,50	0,07	6,9	14,4	62
61070884	2,50	0,07	7,4	24,0	76
61070886	4,00	0,07	8,1	38,4	97
61070887	6,00	0,07	8,5	57,6	119
61070888	10,00	0,07	10,0	96,0	171
61070889	16,00	0,07	10,3	153,6	222
61070890	25,00	0,10	12,1	240,0	328
61070891	35,00	0,10	13,8	336,0	435
61070892	50,00	0,10	15,7	480,0	591
61070893	70,00	0,10	17,7	672,0	788
61070894	95,00	0,10	19,2	912,0	1041
61070895	120,00	0,10	20,9	1152,0	1281
61070896	150,00	0,10	24,1	1440,0	1588
61070897	185,00	0,15	25,3	1776,0	1911

Other dimensions and colours are possible on request.



On request with
tinned copper strands!

Also available with
copper braiding as R 108!

Besilen® is a specially developed Silicone rubber-based material with good electrical characteristics and it is a registered trademark of SAB BRÖCKSKES GmbH & Co. KG.

B 107

Besilen® insulated strands



Marking for B 107 01071000:

SAB BRÖCKSKES · D-VIERSEN · B 107 · U_o/U 1,8/3 kV

Construction:

Conductor:	bare copper strands, extra fine wires
Insulation:	Besilen® EI2 acc. to DIN EN 50363-1
Colour:	translucent

Outstanding features:

- ▶ halogen-free
- ▶ heat resistant
- ▶ flexible at low temperatures
- ▶ flame retardant and self-extinguishing
- ▶ weather resistant

Technical data:

Nominal voltage	
4,0 - 6,0 mm ² :	U _o /U 1,5/1,5 kV
10,0 - 150,0 mm ² :	U _o /U 1,8/3,0 kV
Testing voltage	
4,0 - 6,0 mm ² :	4000 V
10,0 - 150,0 mm ² :	6000 V
Min. bending radius:	5 x d
Temperature range	
fixed laying:	-50/+180 °C
flexible application:	-25/+180 °C
short-time use:	+250 °C
Halogen-free:	acc. to DIN VDE 0472 part 815 and IEC 60754-1
Fire performance:	flame retardant and self-extinguishing acc. to IEC 60332-1-2 + EN 60332-1-2
Corrosiveness of conflagration gases:	IEC 60754-2 + EN 50267-2-2 + VDE 0482 part 267-2-2 – no development of corrosive conflagration gases
Weather resistance:	very good
Absence of harmful substances:	acc. to RoHS directive of the European Union

item no.	nominal cross section mm ²	largest single wire ø mm	outer-ø ± 5% mm	copper figure kg/km	cable weight ≈ kg/km
01070400	4,00	0,07	5,3	38,4	54
01070600	6,00	0,07	5,7	57,6	73
01071000	10,00	0,07	9,0	96,0	114
01071600	16,00	0,07	9,3	153,6	194
01072500	25,00	0,10	12,0	240,0	331
01073500	35,00	0,10	13,8	336,0	422
01075000	50,00	0,10	15,7	480,0	576
01077000	70,00	0,10	17,7	672,0	771
01079500	95,00	0,10	18,8	912,0	1006
01071200	120,00	0,10	22,0	1152,0	1257
01071500	150,00	0,10	23,7	1440,0	1542
01071850	185,00	0,15	25,3	1776,0	1884

Other dimensions and colours are possible on request.



On request with
tinned copper strands!
Also available with
copper braiding as B 108!

Besilen® is a specially developed Silicone rubber-based material with good electrical characteristics and it is a registered trademark of SAB BRÖCKSKES GmbH & Co. KG.

SABIX® A 224 FRNC C1

Control cable with numbered cores



Marking for SABIX® A 224 FRNC C1 62245005:

SAB BRÖCKSKES · D-VIERSEN · SABIX® A 224 FRNC C1 50 x 0,5 mm² CE

Construction:

Conductor:	bare copper strands acc. to IEC 60228, EN 60228, VDE 0295, class 5
Insulation:	SABIX®
Colour code:	black cores with consecutive numbers acc. to EN 50334; green-yellow earth wire from 3 cores
Stranding:	in layers
Sheath material:	SABIX®
Sheath colour:	black (RAL 9005)

Outstanding features:

- ▶ halogen-free
- ▶ no flame propagation
- ▶ flame retardant and self-extinguishing
- ▶ NF C32-070 C1

Technical data:

Nominal voltage:	U ₀ /U 450/750 V
Testing voltage U:	3000 V
Min. bending radius	
<i>fixed laying:</i>	4 x d
<i>flexible application:</i>	6 x d
Temperature range	
<i>fixed laying:</i>	-30/+90 °C
<i>flexible application:</i>	-20/+90 °C
Halogen-free:	acc. to DIN VDE 0472 part 815 and IEC 60754-1
Fire performance:	No flame propagation acc. to IEC 60332 + EN 50266 cat. C resp. D. Flame retardant and self-extinguishing acc. to IEC 60332-1-2 + EN 60332-1-2 + NF C32-070 C1.
Corrosiveness of conflagration gases:	in compliance with IEC 60754-2 and EN 50267-2-2 + VDE 0482 part 267-2-2 - no development of corrosive conflagration gases
Smoke density:	acc. to IEC 61034 + EN 61034
Absence of harmful substances:	acc. to RoHS directive of the European Union

item no.	no. of cores x cross section n x mm ²	largest single wire ø mm	outer-ø ± 5% mm	copper figure kg/km	cable weight ≈ kg/km
62240205	2 x 0,50	0,21	5,8	9,6	36
62240305	3 x 0,50	0,21	6,3	14,4	49
62240405	4 x 0,50	0,21	6,8	19,2	59
62240505	5 x 0,50	0,21	7,7	24,0	76
62240705	7 x 0,50	0,21	8,3	33,6	94
62240805	8 x 0,50	0,21	9,8	38,4	118
62240905	9 x 0,50	0,21	10,6	43,2	135
62241005	10 x 0,50	0,21	10,8	48,0	140
62241205	12 x 0,50	0,21	11,1	57,6	159
62241405	14 x 0,50	0,21	11,6	67,2	179
62241605	16 x 0,50	0,21	12,5	76,8	207
62241805	18 x 0,50	0,21	13,1	86,4	228
62242105	21 x 0,50	0,21	14,6	100,8	271
62242505	25 x 0,50	0,21	15,9	120,0	315
62243005	30 x 0,50	0,21	16,6	144,0	369
62243405	34 x 0,50	0,21	18,1	163,2	424
62244005	40 x 0,50	0,21	19,6	192,0	497
62244205	42 x 0,50	0,21	19,6	201,6	514
62245005	50 x 0,50	0,21	21,4	240,0	602
62246105	61 x 0,50	0,21	22,9	292,8	718
62240207	2 x 0,75	0,21	6,4	14,4	45
62240307	3 x 0,75	0,21	7,0	21,6	61
62240407	4 x 0,75	0,21	7,8	28,8	79
62240507	5 x 0,75	0,21	8,5	36,0	95
62240707	7 x 0,75	0,21	9,4	50,4	125
62240807	8 x 0,75	0,21	11,0	57,6	154
62240907	9 x 0,75	0,21	12,0	64,8	178
62241007	10 x 0,75	0,21	12,2	72,0	184
62241207	12 x 0,75	0,21	12,6	86,4	209
62241407	14 x 0,75	0,21	13,2	100,8	236

item no.	no. of cores x cross section n x mm ²	largest single wire ø mm	outer-ø ± 5% mm	copper figure kg/km	cable weight ≈ kg/km
62241607	16 x 0,75	0,21	14,1	115,2	272
62241807	18 x 0,75	0,21	15,0	129,6	308
62242107	21 x 0,75	0,21	16,6	151,2	363
62242507	25 x 0,75	0,21	18,2	180,0	424
62243007	30 x 0,75	0,21	18,8	216,0	487
62243407	34 x 0,75	0,21	20,4	244,8	557
62244007	40 x 0,75	0,21	22,2	288,0	661
62244207	42 x 0,75	0,21	22,2	302,4	685
62245007	50 x 0,75	0,21	24,4	360,0	803
62246107	61 x 0,75	0,21	26,0	439,2	957
62240210	2 x 1,00	0,21	6,8	19,2	53
62240310	3 x 1,00	0,21	7,2	28,8	69
62240410	4 x 1,00	0,21	8,0	38,4	89
62240510	5 x 1,00	0,21	8,8	48,0	108
62240710	7 x 1,00	0,21	9,7	67,2	142
62240810	8 x 1,00	0,21	11,4	76,8	174
62240910	9 x 1,00	0,21	12,4	86,4	200
62241010	10 x 1,00	0,21	12,6	96,0	209
62241210	12 x 1,00	0,21	13,0	115,2	239
62241410	14 x 1,00	0,21	13,8	134,4	277
62241610	16 x 1,00	0,21	14,6	153,6	311
62241810	18 x 1,00	0,21	15,5	172,8	352
62242110	21 x 1,00	0,21	17,2	201,6	415
62242510	25 x 1,00	0,21	18,8	240,0	485
62243010	30 x 1,00	0,21	19,6	288,0	568
62243410	34 x 1,00	0,21	21,3	326,4	649
62244010	40 x 1,00	0,21	23,0	384,0	759
62244210	42 x 1,00	0,21	23,0	403,2	787
62245010	50 x 1,00	0,21	25,4	480,0	953
62246110	61 x 1,00	0,21	27,1	585,6	1116

Continued on next page

SABIX® A 224 FRNC C1

Control cable with numbered cores



Marking for SABIX® A 224 FRNC C1 62245005:

SAB BRÜCKSKES · D-VIERSEN · SABIX® A 224 FRNC C1 50 x 0,5 mm² CE

item no.	no. of cores x cross section n x mm ²	largest single wire ø mm	outer-ø ± 5% mm	copper figure kg/km	cable weight ≈ kg/km
62240215	2 x 1,50	0,26	7,4	28,8	65
62240315	3 x 1,50	0,26	8,0	43,2	89
62240415	4 x 1,50	0,26	8,7	57,6	111
62240515	5 x 1,50	0,26	9,8	72,0	140
62240715	7 x 1,50	0,26	10,8	100,8	185
62240815	8 x 1,50	0,26	12,7	115,2	226
62240915	9 x 1,50	0,26	13,7	129,6	258
62241015	10 x 1,50	0,26	14,0	144,0	270
62241215	12 x 1,50	0,26	14,4	172,8	309
62241415	14 x 1,50	0,26	15,3	201,6	358
62241615	16 x 1,50	0,26	16,4	230,4	412
62241815	18 x 1,50	0,26	17,2	259,2	456
62242115	21 x 1,50	0,26	19,3	302,4	547
62242515	25 x 1,50	0,26	21,0	360,0	643
62243015	30 x 1,50	0,26	21,7	432,0	743
62243415	34 x 1,50	0,26	23,8	489,6	859
62244015	40 x 1,50	0,26	25,7	576,0	1004
62244215	42 x 1,50	0,26	25,7	604,8	1041
62245015	50 x 1,50	0,26	28,3	720,0	1239
62246115	61 x 1,50	0,26	30,2	878,4	1480
62240225	2 x 2,50	0,26	8,8	48,0	96
62240325	3 x 2,50	0,26	9,5	72,0	132
62240425	4 x 2,50	0,26	10,6	96,0	170
62240525	5 x 2,50	0,26	11,6	120,0	208
62240725	7 x 2,50	0,26	12,8	168,0	275
62240825	8 x 2,50	0,26	15,2	192,0	340
62240925	9 x 2,50	0,26	16,5	216,0	388
62241025	10 x 2,50	0,26	16,8	240,0	407

item no.	no. of cores x cross section n x mm ²	largest single wire ø mm	outer-ø ± 5% mm	copper figure kg/km	cable weight ≈ kg/km
62241225	12 x 2,50	0,26	17,3	288,0	469
62241425	14 x 2,50	0,26	18,4	336,0	543
62241625	16 x 2,50	0,26	19,6	384,0	622
62241825	18 x 2,50	0,26	20,8	432,0	700
62242125	21 x 2,50	0,26	23,0	504,0	824
62242525	25 x 2,50	0,26	25,3	600,0	971
62240340	3 x 4,00	0,31	11,0	115,2	187
62240440	4 x 4,00	0,31	12,2	153,6	243
62240540	5 x 4,00	0,31	13,6	192,0	304
62240740	7 x 4,00	0,31	15,0	268,8	403
62240360	3 x 6,00	0,31	12,7	172,8	263
62240460	4 x 6,00	0,31	14,1	230,4	341
62240560	5 x 6,00	0,31	15,7	288,0	426
62240760	7 x 6,00	0,31	17,3	403,2	568
62240461	4 x 10,0	0,41	18,0	384,0	566
62240561	5 x 10,0	0,41	25,1	480,0	984
62240761	7 x 10,0	0,41	25,1	672,0	1121
62240462	4 x 16,0	0,41	25,2	614,4	1026
62240562	5 x 16,0	0,41	25,3	768,0	1087
62240762	7 x 16,0	0,41	27,1	1075,2	1403
62240463	4 x 25,0	0,41	24,4	960,0	1273
62240563	5 x 25,0	0,41	27,2	1200,0	1598
62240763	7 x 25,0	0,41	30,2	1680,0	2175
62240464	4 x 35,0	0,41	27,8	1344,0	1750
62240564	5 x 35,0	0,41	31,2	1680,0	2153
62240764	7 x 35,0	0,41	34,5	2352,0	2982
62240465	4 x 50,0	0,41	34,6	1920,0	2465

Other dimensions and colours are possible on request.



**Screened version
on request!**



SABIX® CC 625 FRNC M

Control cable with numbered cores



Style 21089 75°C 600V CSA AWM I/II A/B 80°C 600V FT1 CE

Marking for SABIX® CC 625 FRNC M 62521215:

SAB BRÖCKSKES · D-VIERSEN · 62521215 12 x 1,5 mm² SABIX® CC 625 FRNC M 16 AWG/12c 62521612

AWM Style 21089 75°C 600V CSA AWM I/II A/B 80°C 600V FT1 CE

Construction:

Conductor:	bare copper strands acc. to IEC 60228, EN 60228, VDE 0295, class 5
Insulation:	SABIX®
Colour code:	black cores with consecutive numbers acc. to EN 50334; green-yellow earth wire from 3 cores
Stranding:	in layers
Sheath material:	SABIX®
Sheath colour:	grey (RAL 7000)

Outstanding features:

- ▶ halogen-free
- ▶ UL recognized, CSA approved
- ▶ no flame propagation
- ▶ flame retardant and self-extinguishing
- ▶ flexible

Technical data:

Nominal voltage:	UL/CSA: 600 V DIN VDE: U ₀ /U 300/500 V
Testing voltage:	3000 V acc. to DIN VDE 0281 part 2 + HD 21.2
Min. bending radius	
<i>fixed laying:</i>	4 x d
<i>flexible application:</i>	6 x d
Temperature range	UL: up to +75 °C CSA: up to +80 °C
<i>fixed laying:</i>	DIN VDE: -40/+90 °C
<i>flexible application:</i>	-30/+90 °C
Halogen-free:	acc. to DIN VDE 0472 part 815 and IEC 60754-1
Fire performance:	No flame propagation acc. to IEC 60332 + EN 50266 cat. C resp. D. Flame retardant and self-extinguishing acc. to IEC 60332-1-2 + EN 60332-1-2, CSA FT1 FT2.
Corrosiveness of conflagration gases:	in compliance with IEC 60754-2 and EN 50267-2-2 + VDE 0482 part 267-2-2 - no development of corrosive conflagration gases
Smoke density:	acc. to IEC 61034 + EN 61034
Flexibility:	good
Absence of harmful substances:	acc. to RoHS directive of the European Union

item no.	no. of cores	outer-ø ± 5% mm	copper figure kg/km	cable weight ≈ kg/km
▶ 20 AWG (15/32) • 0,50 mm²				
62520205	2	5,2	10,3	40
62520305	3	5,5	15,4	47
62520405	4	5,9	20,5	56
62520505	5	6,4	25,6	65
62520705	7	7,0	35,9	83
62520805	8	8,2	41,0	104
62520905	9	8,9	46,1	118
62521005	10	9,1	51,3	120
62521205	12	9,3	61,5	136
62521405	14	9,8	71,8	154
62521605	16	10,5	82,0	177
62521805	18	11,1	92,3	196
62522505	25	13,5	128,2	270
62523005	30	13,9	153,8	310
62523405	34	15,2	174,3	355
62524005	40	16,5	205,1	421
62524105	41	16,5	210,2	428
62526105	61	19,3	312,8	608
▶ 19 AWG (23/32) • 0,75 mm²				
62520207	2	5,7	14,4	48
62520307	3	6,0	21,6	57
62520407	4	6,5	28,8	69
62520507	5	7,1	36,0	81
62520707	7	7,9	50,4	106
62520807	8	9,3	57,6	132
62520907	9	9,9	64,8	145
62521007	10	10,1	72,0	149
62521207	12	10,6	86,4	175
62521407	14	11,1	100,8	197
62521607	16	11,9	115,2	226
62521807	18	12,5	129,6	250
62522507	25	15,2	180,0	344
62523007	30	15,7	216,0	397
62523407	34	17,1	244,8	453
62524007	40	18,6	288,0	535
62524107	41	18,6	295,2	545
62526107	61	22,0	439,2	786

item no.	no. of cores	outer-ø ± 5% mm	copper figure kg/km	cable weight ≈ kg/km
▶ 18 AWG (30/32) • 1,00 mm²				
62520210	2	5,9	19,2	54
62520310	3	6,3	28,8	66
62520410	4	6,8	38,4	80
62520510	5	7,5	48,0	97
62520710	7	8,2	67,2	124
62520810	8	9,6	76,8	152
62520910	9	10,5	86,4	173
62521010	10	10,7	96,0	179
62521210	12	11,0	115,2	204
62521410	14	11,5	134,4	231
62521810	18	13,0	172,8	294
62522510	25	15,8	240,0	404
62523010	30	16,6	288,0	477
62523410	34	18,0	326,4	543
62524010	40	19,5	384,0	639
62524110	41	19,5	393,6	675
62526110	61	22,9	585,6	931
▶ 16 AWG (27-29/30) • 1,50 mm²				
62520215	2	6,5	28,8	69
62520315	3	6,9	43,2	85
62520415	4	7,6	57,6	105
62520515	5	8,3	72,0	129
62520715	7	9,3	100,8	166
62520815	8	10,9	115,2	202
62520915	9	11,8	129,6	228
62521015	10	12,1	144,0	240
62521215	12	12,4	172,8	274
62521415	14	13,0	201,6	311
62521815	18	14,9	259,2	404
62522515	25	18,1	360,0	558
62523015	30	18,7	432,0	647
62523415	34	20,5	489,6	747
62524015	40	22,2	576,0	874
62524115	41	22,2	590,4	883
62526115	61	26,0	878,4	1281

item no.	no. of cores	outer-ø ± 5% mm	copper figure kg/km	cable weight ≈ kg/km
▶ 14 AWG (46/30) • 2,50 mm²				
62520225	2	7,8	48,0	104
62520325	3	8,3	72,0	128
62520425	4	9,2	96,0	161
62520525	5	10,1	120,0	195
62520725	7	11,2	168,0	257
62520825	8	13,4	192,0	316
62520925	9	14,3	216,0	348
62521025	10	14,8	240,0	375
62521225	12	15,3	288,0	431
62521825	18	18,2	432,0	632
62522525	25	22,3	600,0	871
▶ 12 AWG (52/28) • 4,00 mm²				
62520340	3	9,7	115,2	188
62520440	4	10,8	153,6	238
62520540	5	12,1	192,0	295
62520740	7	13,4	268,8	388
▶ 10 AWG (78/28) • 6,00 mm²				
62520360	3	11,4	172,8	271
62520460	4	12,7	230,4	343
62520560	5	14,2	288,0	425
▶ 8 AWG (77/26) • 10,00 mm²				
62520461	4	17,2	384,0	608
62520561	5	19,3	480,0	756
▶ 6 AWG (119/26) • 16,00 mm²				
62520462	4	21,1	614,4	909
▶ 4 AWG (196/26) • 25,00 mm²				
62520463	4	26,5	960,0	1475
▶ 2 AWG (280/26) • 35,00 mm²				
62520464	4	30,2	1344,0	2004

Other dimensions and colours are possible on request.



SABIX® CC 625 S FRNC M

Control cable with numbered cores and overall copper screen



Marking for SABIX® CC 625 S FRNC M 62341215:

SAB BRÖCKSKES · D-VIERSEN · 62341215 12 x 1,5 mm² SABIX® CC 625 S FRNC M 16 AWG/12c 62341612

AWM Style 21089 75°C 600V CSA AWM I/II A/B 80°C 600V FT1 CE

Construction:

Conductor:	bare copper strands acc. to IEC 60228, EN 60228, VDE 0295, class 5
Insulation:	SABIX®
Colour code:	black cores with consecutive numbers acc. to EN 50334; green-yellow earth wire from 3 cores
Stranding:	in layers
Wrapping:	PETP foil
Screen:	tinned copper braiding
Sheath material:	SABIX®
Sheath colour:	grey (RAL 7000)

Outstanding features:

- ▶ halogen-free
- ▶ UL recognized, CSA approved
- ▶ no flame propagation
- ▶ good EMC characteristics*
- ▶ flame retardant and self-extinguishing
- ▶ flexible

* Copper braiding should be connected circularly to optimize the EMC characteristics

Technical data:

Nominal voltage:	UL/CSA: 600 V DIN VDE: U ₀ /U 300/500 V
Testing voltage:	3000 V acc. to DIN VDE 0281 part 2 + HD 21.2 core/screen 1000 V
Min. bending radius	5 x d flexible application: 10 x d
Temperature range	UL: up to +75 °C CSA: up to +80 °C flexible application: DIN VDE: -40/+90 °C flexible application: -30/+90 °C
Halogen-free:	acc. to DIN VDE 0472 part 815 and IEC 60754-1
Fire performance:	No flame propagation acc. to IEC 60332 + EN 50266 cat. C resp. D. Flame retardant and self-extinguishing acc. to IEC 60332-1-2 + EN 60332-1-2, CSA FT1.
Corrosiveness of conflagration gases:	in compliance with IEC 60754-2 and EN 50267-2-2 + VDE 0482 part 267-2-2 - no development of corrosive conflagration gases
Smoke density:	acc. to IEC 61034 + EN 61034
Flexibility:	good
Absence of harmful substances:	acc. to RoHS directive of the European Union

item no.	no. of cores	outer-ø ± 5% mm	copper figure kg/km	cable weight ≈ kg/km
▶ 20 AWG (17/32) • 0,50 mm²				
62340205	2	5,7	20,8	45
62340305	3	6,0	26,0	54
62340405	4	6,4	32,2	64
62340505	5	7,0	38,7	76
62340705	7	7,6	50,3	96
62340805	8	8,9	58,4	121
62340905	9	9,4	63,6	131
62341005	10	9,6	70,6	136
62341205	12	9,8	80,9	152
62341405	14	10,7	103,4	188
62341605	16	11,2	113,8	206
62341805	18	12,0	128,3	234
62342505	25	13,8	168,2	306
62343005	30	15,0	198,0	361
62343405	34	16,3	239,4	429
62344005	40	17,6	278,3	503
62344105	41	17,6	283,4	514
62346105	61	20,2	395,6	693
▶ 19 AWG (23/32) • 0,75 mm²				
62340207	2	6,2	25,1	52
62340307	3	6,5	33,3	64
62340407	4	7,0	41,8	77
62340507	5	7,8	50,4	94
62340707	7	8,4	67,8	118
62340807	8	9,8	76,9	145
62340907	9	10,8	100,4	181
62341007	10	11,0	103,7	182
62341207	12	11,3	122,2	207
62341407	14	12,0	136,8	235
62341607	16	12,6	151,5	259
62341807	18	13,2	169,3	286
62342507	25	16,3	245,1	416
62343007	30	16,8	281,4	468
62343407	34	18,2	318,5	534
62344007	40	19,7	370,3	625
62344107	41	19,7	377,5	635
62346107	61	22,9	532,4	879

item no.	no. of cores	outer-ø ± 5% mm	copper figure kg/km	cable weight ≈ kg/km
▶ 18 AWG (30/32) • 1,00 mm²				
62340210	2	6,4	30,9	58
62340310	3	6,8	41,8	73
62340410	4	7,3	51,5	87
62340510	5	8,0	63,7	107
62340710	7	8,9	84,6	139
62340810	8	10,1	96,2	165
62340910	9	11,2	118,2	200
62341010	10	11,4	131,8	210
62341210	12	11,9	151,2	241
62341410	14	12,4	170,6	268
62341810	18	13,9	216,7	340
62342510	25	16,9	312,8	483
62343010	30	17,7	361,3	556
62343410	34	19,1	400,7	629
62344010	40	20,6	467,1	730
62344110	41	20,6	476,7	742
62346110	61	24,0	687,8	1042
▶ 16 AWG (27-29/30) • 1,50 mm²				
62340215	2	7,0	41,8	71
62340315	3	7,5	57,5	92
62340415	4	8,1	73,4	113
62340515	5	9,0	89,4	139
62340715	7	9,8	120,1	178
62340815	8	11,8	151,1	236
62340915	9	12,5	165,8	259
62341015	10	12,8	183,6	272
62341215	12	13,3	212,5	313
62341415	14	13,9	245,5	354
62341815	18	15,8	324,1	464
62342515	25	19,2	441,8	644
62343015	30	19,8	514,5	734
62343415	34	21,4	581,2	835
62344015	40	23,1	669,4	963
62344115	41	23,1	683,8	972
62346115	61	27,1	992,6	1403

item no.	no. of cores	outer-ø ± 5% mm	copper figure kg/km	cable weight ≈ kg/km
▶ 14 AWG (46/36) • 2,50 mm²				
62340225	2	8,3	63,8	101
62340325	3	9,0	89,4	136
62340425	4	9,7	115,3	168
62340525	5	11,0	151,7	220
62340725	7	12,1	204,1	286
62340825	8	14,1	236,0	346
62340925	9	15,2	260,4	386
62341025	10	15,7	304,8	428
62341225	12	16,4	353,1	493
62341825	18	19,3	513,9	712
62342525	25	23,4	693,5	965
▶ 12 AWG (52/28) • 4,00 mm²				
62340340	3	10,6	146,8	205
62340440	4	11,5	189,5	256
62340540	5	12,8	231,6	316
62340740	7	14,1	312,8	412
▶ 10 AWG (78/28) • 6,00 mm²				
62340360	3	12,3	208,9	284
62340460	4	13,6	270,2	362
62340560	5	15,1	332,3	449
▶ 8 AWG (77/26) • 10,00 mm²				
62340461	4	18,3	457,8	636
62340561	5	20,2	562,9	783
▶ 6 AWG (119/26) • 16,00 mm²				
62340462	4	22,2	706,7	927
▶ 4 AWG (196/26) • 25,00 mm²				
62340463	4	27,4	1074,8	1450
▶ 2 AWG (280/26) • 35,00 mm²				
62340464	4	31,3	1471,8	1959

Other dimensions and colours are possible on request.



Also available with inner sheath!

SABIX® A 810 FRNC Motor connection cable with numbered cores

SABIX® A 812 C FRNC Motor connection cable with numbered cores, inner sheath and overall copper screen



Marking for SABIX® A 812 C FRNC 68120715:
SAB BRÖCKSKES · D-VIERSEN · SABIX® A 812 C FRNC rf 0,6/1 kV 7 x 1,5 mm² CE

Construction:

Conductor:	bare copper strands acc. to IEC 60228, EN 60228, VDE 0295, class 5
Insulation:	SABIX®
Colour code:	black cores with consecutive numbers acc. to EN 50334; green-yellow earth wire from 3 cores
Stranding:	in layers
Inner sheath:	SABIX® A 812 C FRNC: SABIX®
Screen:	SABIX® A 812 C FRNC: tinned copper braiding
Sheath material:	SABIX®
Sheath colour:	grey (RAL 7000)

Outstanding features:

- ▶ halogen-free
- ▶ no flame propagation
- ▶ flame retardant and self-extinguishing
- ▶ **SABIX® A 812 C FRNC:**
good EMC characteristics*

* Copper braiding should be connected circularly to optimize the EMC characteristics

Technical data:

Nominal voltage:	U ₀ /U 0.6/1 kV
Testing voltage U:	4000 V acc. to DIN VDE 0281 part 2 + HD 21.2 SABIX® A 812 C FRNC: core/screen 2000 V
Min. bending radius	SABIX® A 810 FRNC: SABIX® A 812 C FRNC:
<i>fixed laying:</i>	4 x d 5 x d
<i>flexible application:</i>	6 x d 10 x d
Temperature range	
<i>fixed laying:</i>	-40/+85 °C
<i>flexible application:</i>	-30/+85 °C
Halogen-free:	acc. to DIN VDE 0472 part 815 and IEC 60754-1
Fire performance:	No flame propagation acc. to IEC 60332 + EN 50266 cat. C resp. D. Flame retardant and self-extinguishing acc. to IEC 60332-1-2 + EN 60332-1-2.
Corrosiveness of conflagration gases:	in compliance with IEC 60754-2 and EN 50267-2-2 + VDE 0482 part 267-2-2 - no development of corrosive conflagration gases
Smoke density:	acc. to IEC 61034 + EN 61034
Flexibility:	good
Absence of harmful substances:	acc. to RoHS directive of the European Union

SABIX® A 810 FRNC

item no.	no. of cores x cross section n x mm ²	largest single wire ø mm	outer-ø ± 5% mm	copper figure kg/km	cable weight ≈ kg/km
68100315	3 x 1,50	0,26	9,4	43,2	127
68100415	4 x 1,50	0,26	10,1	57,6	149
68100515	5 x 1,50	0,26	11,0	72,0	176
68100715	7 x 1,50	0,26	11,9	100,8	215
68100325	3 x 2,50	0,26	10,6	72,0	173
68100425	4 x 2,50	0,26	11,5	96,0	206
68100525	5 x 2,50	0,26	12,6	120,0	245
68100725	7 x 2,50	0,26	13,8	168,0	309
68100340	3 x 4,00	0,31	11,9	115,2	234
68100440	4 x 4,00	0,31	13,2	153,6	286
68100540	5 x 4,00	0,31	14,3	192,0	337
68100740	7 x 4,00	0,31	15,7	268,8	435
68100360	3 x 6,00	0,31	13,3	172,8	308
68100460	4 x 6,00	0,31	14,3	230,4	373

item no.	no. of cores x cross section n x mm ²	largest single wire ø mm	outer-ø ± 5% mm	copper figure kg/km	cable weight ≈ kg/km
68100560	5 x 6,00	0,31	15,8	288,0	448
68100760	7 x 6,00	0,31	17,2	403,2	579
68100370	3 x 10,0	0,41	18,3	288,0	583
68100470	4 x 10,0	0,41	20,0	384,0	709
68100570	5 x 10,0	0,41	21,9	480,0	846
68100770	7 x 10,0	0,41	23,9	672,0	1082
68100380	3 x 16,0	0,41	21,5	460,8	823
68100480	4 x 16,0	0,41	23,5	614,4	1007
68100580	5 x 16,0	0,41	25,9	768,0	1232
68100780	7 x 16,0	0,41	28,3	1075,2	1585
68100390	3 x 25,0	0,41	25,9	720,0	1265
68100490	4 x 25,0	0,41	28,4	960,0	1557
68100590	5 x 25,0	0,41	31,4	1200,0	1878
68100790	7 x 25,0	0,41	34,4	1680,0	2445

Other dimensions and colours are possible on request.

SABIX® A 812 C FRNC

item no.	no. of cores x cross section n x mm ²	largest single wire ø mm	outer-ø ± 5% mm	copper figure kg/km	cable weight ≈ kg/km
68120315	3 x 1,50	0,26	11,3	90,9	202
68120415	4 x 1,50	0,26	12,0	111,7	226
68120715	7 x 1,50	0,26	13,8	160,8	312
68120325	3 x 2,50	0,26	12,6	126,5	258
68120425	4 x 2,50	0,26	13,5	155,8	298
68120525	5 x 2,50	0,26	15,0	216,9	373
68120725	7 x 2,50	0,26	16,2	266,9	437
68120440	4 x 4,00	0,31	16,3	251,6	454
68120740	7 x 4,00	0,31	18,0	379,9	589
68120360	3 x 6,00	0,31	15,1	270,0	426
68120460	4 x 6,00	0,31	16,7	328,8	516
68120760	7 x 6,00	0,31	19,9	528,3	777

item no.	no. of cores x cross section n x mm ²	largest single wire ø mm	outer-ø ± 5% mm	copper figure kg/km	cable weight ≈ kg/km
68120370	3 x 10,0	0,41	19,4	412,3	614
68120470	4 x 10,0	0,41	21,0	522,4	746
68120570	5 x 10,0	0,41	22,8	645,5	916
68120770	7 x 10,0	0,41	25,1	842,0	1154
68120380	3 x 16,0	0,41	22,4	601,9	827
68120480	4 x 16,0	0,41	24,7	783,4	1055
68120580	5 x 16,0	0,41	27,0	942,8	1291
68120780	7 x 16,0	0,41	29,7	1274,0	1661
68120390	3 x 25,0	0,41	26,7	894,0	1188
68120490	4 x 25,0	0,41	29,4	1157,7	1510
68120590	5 x 25,0	0,41	32,3	1413,6	1862

Other dimensions and colours are possible on request.

HYBRID AND SPECIAL CABLES



SPECIAL CABLES YOUR PROBLEM IS OUR CHALLENGE.

Technical problems often arise that can not be solved properly by standard cables. Being a customer of **SAB BRÖCKSKES**, you have the right to get the best solution. We are your specialist for hybrid and special cables in railway technologies. No matter whether a cable of our standard range is to be modified or a completely new cable is to be constructed: we will work together with you intensively in order to realise your requests and needs. Anyway, you will profit from our variedness and flexibility, that besides our wide standard product range of cables count among the special strengths of our company.

We produce nearly every type of special cable for you already with minimum quantities of 500 m, in certain dimensions already 100 m – exactly according

to your individual construction demands. Please give us your requested details, such as:

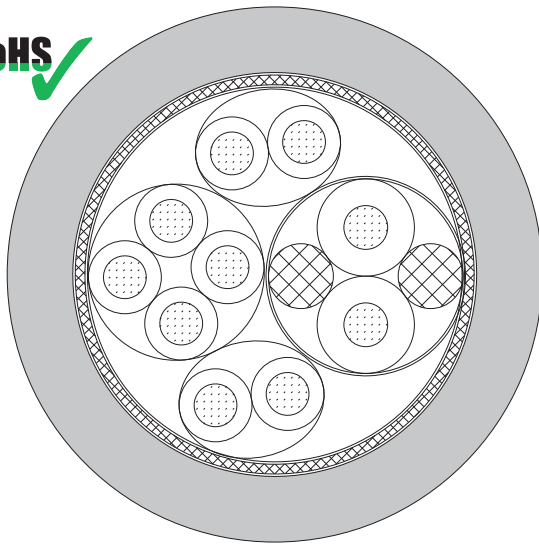
- ✓ conductor material
- ✓ number of cores
- ✓ cross sections
- ✓ colours
- ✓ outer diameter
- ✓ flexibility
- ✓ low and high temperature resistance
- ✓ materials
- ✓ types of screening
- ✓ combined cables
- ✓ technical specifications
- ✓ optical waveguide
- ✓ number of fibres
- ✓ POF (polymeric optical fibres)

Of course, we also fulfil other parameters than the above-mentioned. Your requests are always most important and our highly motivated team will meet them applying our comprehensive know-how. By this means you will be able to improve the efficiency of your machines.


Are you interested in a special solution? Contact directly our sales team that is supported by sales representatives in many parts of Europe.

CABLES FOR RAILWAY TECHNOLOGY

CAN-BUS cable Halogen-free combined cable with overall copper screen
Coupling cable Torsion able connecting cable



CAN-Bus cable



Coupling cable

CAN-Bus cable **Halogen-free combined cable with overall copper screen**

item no. 63359002

cross section: $2 \times 2 \times 0,50 \text{ mm}^2 + 4 \times 0,50 \text{ mm}^2 + 2 \times 0,50 \text{ mm}^2$

Construction:

Conductor:	tinned copper strands, fine wires with reference to DIN VDE 0812
Insulation:	SABIX® thermoplastic material and 02Y11 acc. to DIN VDE 0819 part 103 (for $2 \times 0,50 \text{ mm}^2$)
Screen:	tinned copper braid, optical coverage $\geq 85\%$
Sheath material:	SABIX® thermoplastic material
Sheath colour:	black (RAL 9005)
Marking:	SAB BRÖCKSKES · D-VIERSEN · SO. SABIX® CAN-BUS-LEITUNG

Technical data:

Peak operating voltage:	max. 450 V
Testing voltage:	core/core 1000 V (DC) core/screen 1500 V (DC)
Min. bending radius <i>flexible application:</i>	10 x d
Temperature range <i>fixed laying:</i> <i>flexible application:</i>	-40/+70 °C -30/+70 °C
Halogen-free:	acc. to DIN VDE 0472 part 815 and IEC 60754-1
Fire performance:	No flame propagation acc. to IEC 60332 + EN 50266 category C resp. D. Flame retardant and self-extinguishing acc. to IEC 60332-1-2 and EN 60332-1-2.
Characteristic impedance:	acc. to VDE 0472 part 516 at 1 Mhz: $120 \Omega \pm 10\%$ (CAN-Bus)
Image attenuation constant:	acc. to VDE 0472 part 515 at 1 Mhz: approx. 1.5 dB/100 m (CAN-Bus)
Mutual capacitance:	acc. to VDE 0472 part 504 test method: approx. 15 nF/km (CAN-Bus)
Oil resistance:	acc. to EN 60811-2-1 section 10 and VDE 0473 part 811-2-1 section 10
Absence of harmful substances:	as acc. to RoHS directive of the European Union

Coupling cable **Torsion able connecting cable**

item no. 07909008

cross section: $33 \times 1,5 \text{ mm}^2 + 3 \times 10,0 \text{ mm}^2 + 4 \times (2 \times 1,5) \text{ mm}^2$

Construction:

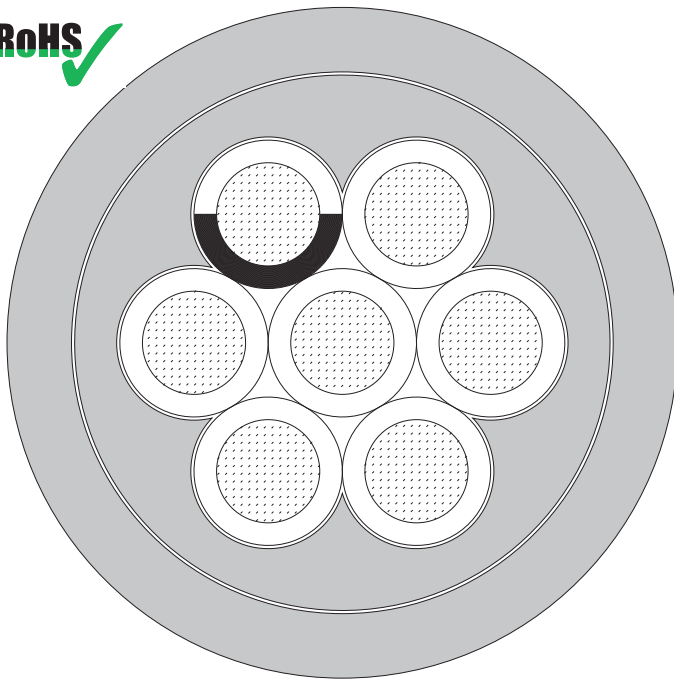
Conductor:	special copper, fine wires
Insulation:	TPE
Screen:	spezial copper braid, optical coverage $\geq 85\%$
Sheath material:	special PUR
Sheath colour:	black (RAL 9005)

Technical data:

Nominal voltage:	$1,50 \text{ mm}^2$: U _o /U 0,6/1,0 kV $10,0 \text{ mm}^2$: U _o /U 1,8/3,0 kV
Testing voltage:	core/core $1,50 \text{ mm}^2$: 4000 V, $10,0 \text{ mm}^2$: 12000 V core/screen $1,50 \text{ mm}^2$: 2000 V, $10,0 \text{ mm}^2$: 6000 V
Min. bending radius <i>flexible application:</i>	10 x d
Temperature range <i>fixed laying:</i> <i>flexible application:</i>	-50/+90 °C -40/+90 °C
Absence of harmful substances:	as acc. to RoHS directive of the European Union

SABIX® A 883 Ö

dreh- und torsionsfähige Anschlussleitung



For the use in rail vehicles, e.g. bogies and boxes also possible without earth wire

Also possible without earth wire!

Construction:

Conductor:	tinned copper strands, acc. to IEC 60228. EN 60228, DIN VDE 0295 class 6
Insulation:	TPE
Colour code:	black cores with consecutive numbers acc. to DIN VDE 50334 green-yellow earth wire from 3 cores
Stranding:	in layers
Inner sheath:	SABIX®
Sheath material:	PUR
Sheath colour:	black (RAL 9005)
Marking:	SAB BRÖCKSKES · D-VIERSEN · SABIX® A 883 Ö dimension C€

Technical data:

Nominal voltage:	U _o /U 300/500 V
Testing voltage:	core/core 2000 V
Min. bending radius	
<i>fixed laying:</i>	4 x d
<i>flexible application:</i>	6 x d
Temperature range	
<i>fixed laying:</i>	-50/+85 °C
<i>flexible application:</i>	-40/+85 °C
Torsion angle:	± 15°
Halogen-free:	acc. to DIN VDE 0472 part 815 and IEC 60754-1
Fire performance:	flame retardant and self-extinguishing acc. to IEC 60332-1-2 + EN 60332-1-2
UV resistance:	good
Ozone resistance:	good
Oil resistance:	good
Weather resistance:	good
Absence of harmful substances:	acc. to RoHS directive of the European Union

item no.	no. of cores x cross section n x mm ²	largest single wire ø mm	outer-ø ± 5% mm	copper figure kg/km	cable weight ≈ kg/km
08830215	2 x 1,50	0,16	8,1	28,8	92
08830315	3 x 1,50	0,16	8,4	43,2	107
08830415	4 x 1,50	0,16	9,0	57,6	128
08830715	7 x 1,50	0,16	10,4	100,8	189
08831815	18 x 1,50	0,16	15,2	259,2	417

item no.	no. of cores x cross section n x mm ²	largest single wire ø mm	outer-ø ± 5% mm	copper figure kg/km	cable weight ≈ kg/km
08830325	3 x 2,50	0,16	9,7	75,5	158
08830425	4 x 2,50	0,16	10,5	100,6	192
08830525	5 x 2,50	0,16	11,5	125,8	233
08830725	7 x 2,50	0,16	12,2	176,1	291
08830540	5 x 4,00	0,16	13,6	192,0	335

Other dimensions and colours are possible on request.

OUR CABLES AT A GLANCE

Conductor Materials

- Bare copper
- Tinned copper
- Silver plated copper
- Nickel plated copper
- Nickel
- Nickel pure
- Compensating cable alloys

Conductor Sizes

- 0,14 mm² - 300 mm²
- variety of stranding styles

Insulation and Jacketing Materials

- PVC (varietals)
- Polyethylene
- Polypropylene
- TPE
- Fibreglass
- Besilen®/Silicone
- Pi foil
- FEP, ETFE, PFA, PTFE
- SABIX® zero halogen
- Polyurethane

Conductor Count Ranges

- unshielded - up to 125 conductors
- shielded - up to 100 conductors

Temperature Ranges (based on material)

- Thermoplastic Elastomers -50°C up to +145°C
- Besilen®/Silicone -40°C up to +220°C
- FEP, ETFE, PFA, PTFE -90°C up to +260°C
- Halogen-free -50°C up to +220°C
- Fibreglass up to +600°C

Shielding and Braiding Materials

- Bare copper
- Tinned copper
- Galvanized steel
- Stainless steel
- Aluminium foil
- Fibreglass
- Aramid

Approvals

- UL, CSA, JET, CCC, CE, MIL, VDE, <HAR>, IEC, GL, DNV, BV, KR, ABS, NK, RINA, LR, GOST



OUR TEMPERATURE MEASUREMENT AT A GLANCE

Protecting armatures and gauge slides

- Immersion protecting armatures
- Screwed protecting armatures
- Welding protecting armatures, etc.

Temperature measurement in test vehicles

- Thermo 8-plug connector
- Dipstick thermocouples
- Thermocouples for cooling water tube applications, etc.

Mineral insulated thermocouples/ Mineral insulated resistance thermometers

- with fixed connecting cable
- with bare connection ends
- with thermo-plug/miniature plug, etc.

Temperature measurement in plastics processing industry/Hot runner technique

- Hot runner mineral insulated thermocouples
- Plug-in thermocouples
- Molten mass thermocouples, etc.

Probe with stainless steel sleeve

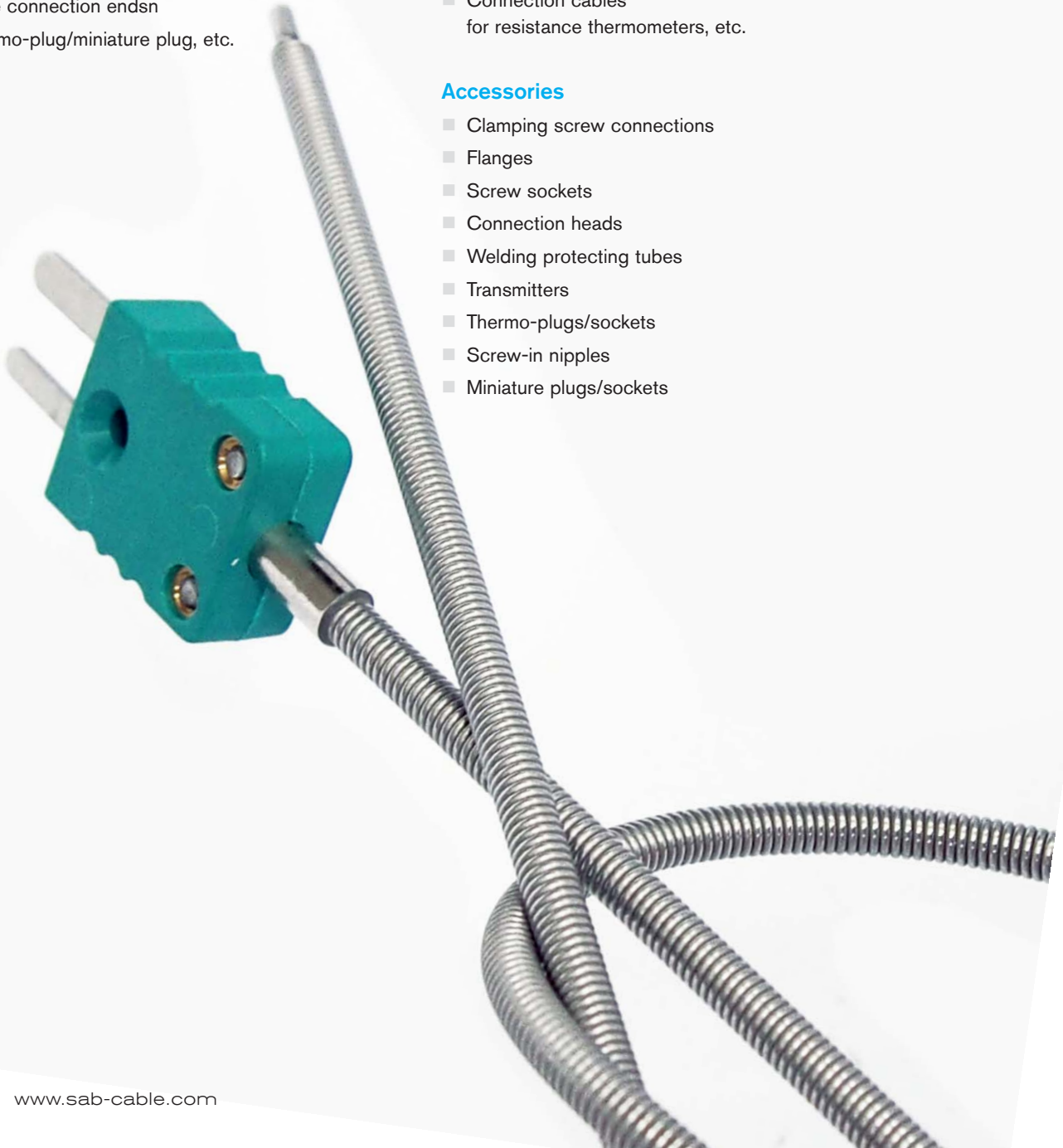
- available as thermocouple
- available as resistance thermometer

Compensating and extension cables

- Compensating and extension cables for thermocouples
- Connection cables for resistance thermometers, etc.

Accessories

- Clamping screw connections
- Flanges
- Screw sockets
- Connection heads
- Welding protecting tubes
- Transmitters
- Thermo-plugs/sockets
- Screw-in nipples
- Miniature plugs/sockets



CABLE HARNESSING

SAB HELIX CABLES

Cable harnessing

Due to the good co-operation with our customers we get continuously new ideas. Therefore, **SAB BRÖCKSKES** has enlarged the product range by the field of cable and wire harnessing. No matter whether you need cable looms, assembled single conductors or cables – **SAB BRÖCKSKES** offers a wide range of products, especially adjusted to your demands and specifications. There are many possibilities in use of assembled cables. Some of these applications are in the car manufacturing industry, machine and industrial plant construction, control engineering, manufacturing of house hold appliances. Connection possibilities of the large variety of connectors and sling parts offer efficient and cost saving solutions. The variety of possible uses of materials that are processed by **SAB BRÖCKSKES** at present:



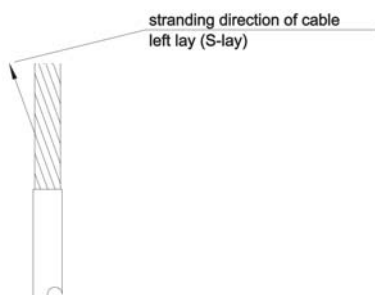

- ✓ PUR (polyurethane)
 - ✓ TPE
 - ✓ Besilen® (silicone)
 - ✓ PVC (polyvinyl chloride)
 - ✓ SABIX® (halogen-free)
 - ✓ ETFE, FEP, PFA
 - ✓ Special materials (fibre glass, Pi foil, SABtex etc.)
- ... also offer a wide range of applications in industry.

Please do not hesitate to contact our specialists, who will help you with an individual advice fitting to your application.

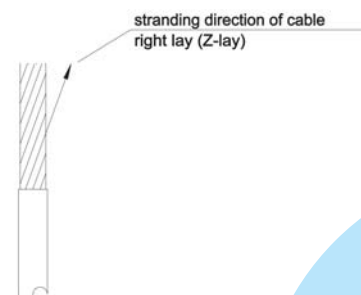
SAB helix cables


By a special method cables can be transferred from their straight form to a curling form. According to the application the cable can be adjusted to your demands and specifications. It is possible to make helix cables of both, PVC as well as PUR PUR sheathed cables. You can also buy screened helix cables from us. PVC helix cables can be used as extension or connection cables. These cost saving cables are used if there is no continuous restoring force demanded, e.g. for lamps or electrical appliances. PUR helix cables are used for very high requests on the quality of the cable. The pull-off length of these cables is approximately 4:1 and they have a good restoring force as well. For this reason these cables are used e.g. material handling appliances, in machines and on gates. The helical direction is dependent on the stranding direction of a cable.

Helical direction ⇒ left (counter-clockwise)



Helical direction ⇒ right (clockwise)





SAB BRÖCKSKES GMBH & CO. KG
GREFRATHER STR. 204 - 212 B
41749 VIERSEN · GERMANY
TEL.: +49/2162/898-0
FAX: +49/2162/898-101
WWW.SAB-WORLDWIDE.COM
INFO@SAB-BROECKSKES.DE