


TRAY & VFD CABLES


E



SABTray

SABVFD







www.sabcable.com
866-722-2974 ■ info@sabcable.com


























Applications	page E/4
Selection tables	E/5

Semi-Rigid Data Cables

■ DC 105	 	Semi-rigid PVC data cable Type PLTC, ITC and CMG	E/7
■ DC 105 C	 	Shielded semi-rigid PVC data cable Type PLTC, ITC and CMG	E/8
■ DC 105 C TP	 	Shielded, semi-rigid, twisted pair, PVC data cable Type PLTC, ITC, and CMG	E/9

UV and Oil Resistant, Flexible Tray Cables

■ TR 600 S	  	UV and oil resistant 90°C flexible tray cable with black jacket Type TC-ER, MTW and WTTC, 90°C Wet/Dry	E/10
■ TR 600 S Gray	  	UV and oil resistant 90°C flexible tray cable Type TC-ER, MTW, and WTTC	E/11
■ TR 600 S CY	  	Shielded UV and oil resistant 90°C flexible tray cable with black jacket Type TC-ER, MTW, WTTC, 90°C Wet/Dry	E/12
■ TR 600 S CY Gray	  	Shielded UV and oil resistant 90°C flexible tray cable Type TC-ER, MTW, WTTC	E/13
■ TR 600 Plus	  	UV and oil resistant 90°C flexible tray cable Type TC-ER, MTW, WTTC	E/14
■ TR 600 CY Plus	  	Shielded UV and oil resistant 90°C flexible tray cable Type TC-ER, MTW, WTTC	E/15
■ TR 850 S	  	UV and oil resistant 90°C flexible tray and flexible cord cable Type TC-ER, STOOV	E/16

E
2



			page
Heavy Duty Tray Cables			
■ TRAY HD TPE		Heavy duty tray cable with blue conductors Type TC-ER	E/17
■ TR 600 HD		Heavy duty tray cable Type TC-ER	E/18
■ TR 600 C HD		Shielded heavy duty tray cable Type TC-ER	E/19
■ TR 600 Auto HD		Continuous flex heavy duty tray cable Type TC-ER	E/20
■ TR 600 Auto C HD		Shielded continuous flex heavy duty tray cable Type TC-ER	E/21
■ TR 600 Auto Combo C HD		Shielded heavy duty motor supply cable with one shielded pair Type TC-ER and MTW	E/22
Variable Frequency Drive Tray Cable			
■ VFD XLPE TR		Variable frequency drive - double shielded VFD cable with XLPE insulation Type TC-ER	E/23
■ VFD XLPE TR D		Variable frequency drive - double shielded VFD cable with drain and XLPE insulation Type TC-ER	E/24
■ VFD XLPE TR Lean		Variable frequency drive - double shielded VFD cable with XLPE insulation Type TC-ER	E/25
■ VFD Combo XLPE		Variable frequency drive - double shielded VFD cable with XLPE insulation and shielded pair Type TC-ER	E/26
■ VFD XLPE Auto TR		Variable frequency drive - continuous flex double shielded VFD cable with XLPE insulation Type TC-ER	E/27
■ VFD Symmetrical XLPE TR		Variable frequency drive - double shielded VFD cable with XLPE insulation and 3 symmetrical grounds Type TC-ER	E/28
■ VFD XLPE 2KV TR		Variable frequency drive - shielded VFD cable with 3 symmetrical grounds Type TC-ER	E/29

Tray & VFD Cables

Applications

■ Application of flexible power and control tray cable, Type TC, MTW and WTTC

These special multi-conductor cables shall be permitted for use in power, lighting, control and signal circuits in accordance with the National Electrical Code (NEC), NFPA 70 Article 336. They are also approved for use in cable trays, in raceways and in outdoor locations supported by a messenger wire in accordance with Underwriters Laboratories Inc. (UL) Standard of Safety UL 1277 and for class I division 2 circuits as permitted in NEC article 501.10 (B) and for class II division 2 circuits as permitted in NEC article 502.10 (B) and in industrial establishments where the conditions of maintenance and supervision ensure that only qualified persons service the installation, and where the cables are continuously supported and protected against physical damage using mechanical protection, such as struts, angles or channels. These tray cables comply with the crush and impact requirements of Type TC and are identified for such use with the ER marking on the jacket.

Tray cables are for use as exposed runs between a cable tray and the utilization device where the cables are continuously supported and protected against physical damage and are secured at intervals not exceeding 1.8 m (6 feet). Grounding for the utilization equipment shall be provided by an equipment grounding conductor within the cables. These tray cables shall also be permitted to be used in wet locations and are resistant to moisture and corrosive agents. Cables that are surface marked "oil resistant I" have a jacket that is for exposure to mineral oil at temperature not in excess of 60°C (140°F). Marked with "oil resistant II" they have a jacket that is for exposure to mineral oil at temperatures not in excess of 75°C (167°C). The cables are flame retardant and self-extinguishing and sunlight resistant depending on the jacket color. The cables listed as UR AWM or UL MTW can be applied in the NFPA 79 machinery area. These cables are specified for use acc. to National Electrical Code (NFPA 70) and acc. to the National Fire Protection Association Electrical Standard for industrial machinery (NFPA 79). Wind turbine power and control cables are intended to be installed in cable trays or raceways within a wind turbine generator.

E
4

Exemplary applications:

DC 105
DC 105 C
DC 105 C TP

Type PLTC, ITC, & CMG
Type PLTC, ITC, & CMG
Type PLTC, ITC, & CMG

Recommended for use with computers, data transmission, office equipment, process control equipment and instrumentation, and all other signal and data communications

Exemplary applications:

TR 600 S
TR 600 S CY
TR 600 Plus
TR 600 CY Plus
TR 850 S

Type TC-ER, MTW & WTTC
Type TC-ER, MTW & WTTC
Type TC-ER, MTW & WTTC
Type TC-ER, MTW & WTTC
Type TC-ER & STOOV

Recommended applications are machine tools, control systems assembly lines, CNC machining, grinding machines, bottling equipment, data processing equipment and connections between control panels and machines

Exemplary applications:

TRAY HD TPE
TR 600 HD
TR 600 C HD
TR 600 Auto HD
TR 600 Auto C HD
TR 600 Auto Combo C HD

Type TC-ER
Type TC-ER
Type TC-ER
Type TC-ER
Type TC-ER
Type TC-ER and MTW

In hazardous (classified) areas Class I, Division 2 per NEC Article 501.4 (B), UL Type TC is in accordance with UL standard 1277 and NEC Article 336

Exemplary applications:

VFD XLPE TR
VFD XLPE TR D
VFD XLPE TR Lean
VFD Combo XLPE
VFD XLPE Auto TR
VFD Symmetrical XLPE TR
VFD XLPE 2KV TR

Type TC-ER
Type TC-ER
Type TC-ER
Type TC-ER
Type TC-ER
Type TC-ER
Type TC-ER

Can be used to connect alternating current variable frequency drives to alternating current variable frequency motors

Tray Cables

Selection Chart



		Cable Type															
		E/7	E/8	E/9	E/10	E/11	E/12	E/13	E/14	E/15	E/16	E/17	E/18	E/19	E/20	E/21	E/22
		DC 105	DC 105 C	DC 105 C TP	TR 600 S	TR 600 S Gray	TR 600 S CY	TR 600 S CY Gray	TR 600 Plus	TR 600 CY Plus	TR 850 S	TRAY HD TPE	TRAY 600 HD	TR 600 C HD	TR 600 Auto HD	TR 600 Auto C HD	TR 600 Auto Combo C HD
Conductors	Numbered conductors	●	●		●	●	●	●	●	●		●	●	●	●	●	●
	Color code chart 2, 4, and 6	●	●														
	Color code chart 3			●													
	Colored										●						
Insulation	Semi-rigid PVC (26-20 AWG)	●	●	●													
	PVC	●	●	●							●						
	PVC/Nylon	●	●	●	●	●	●	●	●	●		●	●	●	●	●	
Shielding	Tinned Copper Braid						●	●						●		●	
	Foil & Tinned Copper Braid		●	●						●							●
	Inner jacket													●			
Jacket	Gray jacket	PVC	PVC	PVC		PVC	PVC					TPE					
	Black jacket				PVC	PVC		PVC	PVC	TPE					TPE	TPE	TPE
	Orange jacket												TPE	TPE			
Temperature range static*	+105°C	●	●	●	●	●	●	●	●	●	●	●	●	●	●	●	●
	+90°C	●	●	●	●	●	●	●	●	●	●	●	●	●	●	●	●
	-25°C	●	●	●	●	●	●	●	●	●	●	●	●	●	●	●	●
	-40°C	●	●	●	●	●	●	●	●	●	●	●	●	●	●	●	●
Voltage	300 V	●	●	●													
	600 V				●	●	●	●	●	●	●	●	●	●	●	●	●
	1000 V CSA AWM				●	●	●	●			●						
	1000 V (UL) WTTC				●	●	●	●	●	●	●	●	●	●	●	●	●
	Test voltage: 2000 V	●	●	●	●	●	●	●	●	●	●	●	●	●	●	●	●
Characteristics	Burning characteristics: (UL) / CSA FT4				●	●	●	●			●	●	●	●	●	●	●
	Burning characteristics: (UL) FT4, c(UL) FT1, FT2, FT4, CSA FT1, FT2								●	●							
	Cold bend test -25°C	●	●	●													
	Cold bend test -40°C				●	●	●	●	●	●	●	●	●	●	●	●	●
	Oil resistance																●
	Oil resistance I								●	●							
	Oil resistance I & II				●	●	●	●			●	●	●	●	●	●	●
	Sunlight resistance				●	●	●	●	●	●	●	●	●	●	●	●	●
	Exposed runs	● ¹	● ¹	● ¹	●	●	●	●	●	●	●	●	●	●	●	●	●
	Direct burial				●	●	●	●	●	●	●	●	●	●	●	●	●
	Machinery area	●	●	●	●	●	●	●	●	●	●	●	●	●	●	●	●
	Continuous Flex														●	●	

from 18-16 AWG only
 to

*The temperature range for flexible application is mentioned on the corresponding catalog page

VFD Cables

Selection Chart



E
6

		E/23	E/24	E/25	E/26	E/27	E/28	E/29
		Cable Type						
		VFD XLPE TR	VFD XLPE TR D (with drain wire)	VFD XLPE TR Lean	VFD Combo XLPE (available with drain wire)	VFD XLPE Auto TR	VFD Symmetrical XLPE TR	VFD XLPE 2KV TR
Construction	Numbered conductors	●	●	●	●	●	●	●
	Black conductors with green/yellow ground	●	●	●	●	●	●	●
	Pair: PVC/Nylon				●			
	Insulation: Special formulated crosslinked PE, PVC ground	●	●	●	●			
	Insulation: Special formulated crosslinked PE					●	●	●
	Drain wire		●			● ¹		
	Stranding: in layers	●	●	●		●		
	Stranding: in layers with 3 ground wires						●	●
	Double shield: foil and tinned copper braiding	●	●	●	●	●	●	
	Uncoated 5 mil copper tape shield with 50% overlap							●
Jacket	Special sunlight and oil resistant copolymer	●	●	●	●	●	●	
	Special sunlight resistant & flame retardant PVC							●
Temperature range static*	+105°C	●	●	●	●	●	●	
	+90°C	●	●	●	●	●	●	
	-25°C	●	●	●	●	●	●	●
	-40°C	●	●	●	●	●	●	●
Voltage	600 V	●	●	●	●	●	●	
	1000 V CSA AWM	●	●	●	●	●	●	
	1000 V (UL) W TTC	●	●	●	●	●	●	
	2000 V (UL)							●
	Test voltage: 3000 V	●	●	●	●	●	●	
	Test voltage: 7500 V							●
Standards & Approvals	Burning characteristics: (UL) / CSA FT4	●	●	●	●	●	●	
	Burning characteristics: (UL) FT4							●
	Cold bend test -40°C	●	●	●	●	●	●	
	Oil resistance I & II	●	●	●	●	●	●	
	Sunlight resistance	●	●	●	●	●	●	●
	Exposed runs	●	●	●	●	●	●	●
	Direct burial	●	●	●	●	●	●	●
	Machinery area	●	●	●	●	●	●	●
	Long installations (over 100 ft)	●	●		●	●	●	●



¹ Drain wire with 16 AWG pair configuration only. Available with the other sized upon special request.

**The temperature range for flexible application is mentioned on the corresponding catalog page

Tray Cables

DC 105

Semi-rigid PVC data cable
Type PLTC, ITC, and CMG



(DC 105) - CSA TYPE CMG or AWM I/II A/B 105°C 300V FT4



Marking for DC 105 DC3332203:

SAB North America P/N DC3332203 22AWG/3c (UL) TYPE PLTC or ITC or CMG 105°C (DC 105) - CSA TYPE CMG or AWM I/II A/B 105°C 300V FT4 RoHS CE

Construction:

Conductor:	tinned copper strands
Insulation: 26 - 20 AWG: 18 - 16 AWG:	semi-rigid PVC PVC/nylon
Color code: 26 - 24 AWG: 22 AWG: 20 - 16 AWG:	color code, chart 2, see page O/27 color code, chart 4, see page O/28 color code chart 6, page O/28
Stranding:	twisted together in layers with non-wicking fillers
Jacket material:	PVC
Jacket color:	grayish tan (RAL 7032)

Technical data:

Nominal voltage:	300 V
Testing voltage:	2000 V
Min. bending radius: <i>fixed installation:</i>	4 x O.D.
Temperature range:	-25/+105°C
Approvals:	UL: CMG (26-16 AWG) PLTC & ITC (22 - 20 AWG) PLTC-ER & ITC-ER (18 -16 AWG) CSA: CMG/FT4 AWM I/II A/B CE, RoHS
Absence of harmful substances:	acc. to RoHS directive of the European Union see page O/30

Color Code Chart 2:

no.	Conductor color	no.	Conductor color
1	black	14	green/white
2	white	15	blue/white
3	red	16	black/red
4	green	17	white/red
5	orange	18	orange/red
6	blue	19	blue/red
7	white/black	20	red/green
8	red/black	21	orange/green
9	green/black	22	black/white/red
10	orange/black	23	white/black/red
11	blue/black	24	red/black/white
12	black/white	25	green/black/white
13	red/white		

Color Code Chart 4:

no.	Conductor color	no.	Conductor color
1	black	14	white/orange
2	brown	15	white/yellow
3	red	16	white/green
4	orange	17	white/blue
5	yellow	18	white/violet
6	green	19	white/gray
7	blue	20	white/black/brown
8	violet	21	white/black/red
9	gray	22	white/black/orange
10	white	23	white/black/yellow
11	white/black	24	white/black/green
12	white/brown	25	white/black/blue
13	white/red		

Color Code Chart 6:

no.	Conductor color	no.	Conductor color
1	black	14	red/yellow
2	red	15	red/black
3	white	16	white/black
4	green	17	white/red
5	orange	18	white/green
6	blue	19	white/yellow
7	brown	20	white/blue
8	yellow	21	white/brown
9	violet	22	white/orange
10	gray	23	white/gray
11	pink	24	white/violet
12	tan	25	white/black/red
13	red/green		

item no.	no. of conductors	outer-ø inch	outer-ø mm	cable weight ≈lbs/mft
▶ 26 AWG (7/34)				
DC3222603	3	0.156	4.0	18
DC3222604	4	0.166	4.2	20
DC3222606	6	0.189	4.8	25
DC3222607	7	0.192	4.9	26
DC3222608	8	0.204	5.2	28
DC3222610	10	0.230	5.8	36
DC3222614	14	0.262	6.7	40
DC3222615	15	0.261	6.6	48
DC3222620	20	0.295	7.5	58
DC3222625	25	0.323	8.2	70
▶ 24 AWG (7/32)				
DC3222402	2	0.160	4.1	20
DC3222403	3	0.167	4.2	23
DC3222404	4	0.182	4.6	24
DC3222405	5	0.191	4.9	27
DC3222406	6	0.204	5.2	30
DC3222407	7	0.207	5.3	31
DC3222408	8	0.220	5.6	35
DC3222410	10	0.249	6.3	43
DC3222412	12	0.256	6.5	49
DC3222415	15	0.283	7.2	59
DC3222418	18	0.303	7.7	65
DC3222420	20	0.311	7.9	70
DC3222425	25	0.343	8.7	86
▶ 22 AWG (7/30)				
DC3332202	2	0.178	4.5	22
DC3332203	3	0.190	4.8	25
DC3332204	4	0.202	5.1	29
DC3332205	5	0.213	5.4	34
DC3332206	6	0.228	5.8	40
DC3332207	7	0.231	5.9	41
DC3332208	8	0.244	6.2	46
DC3332209	9	0.261	6.6	53
DC3332210	10	0.289	7.3	60
DC3332212	12	0.297	7.5	67
DC3332215	15	0.317	8.1	79
DC3332218	18	0.339	8.6	87
DC3332220	20	0.348	8.8	94
DC3332225	25	0.385	9.8	117
DC3332230	30	0.430	10.9	143
DC3332240	40	0.475	12.1	184
DC3332250	50	0.517	13.1	221

item no.	no. of conductors	outer-ø inch	outer-ø mm	cable weight ≈lbs/mft
▶ 20 AWG (≈ 19/32)				
DC3332002	2	0.196	5.0	29
DC3332003	3	0.205	5.2	35
DC3332004	4	0.220	5.6	42
DC3332006	6	0.254	6.5	55
DC3332007	7	0.254	6.5	52
DC3332008	8	0.275	7.0	62
DC3332009	9	0.303	7.7	74
DC3332010	10	0.325	8.3	80
DC3332012	12	0.335	8.5	92
DC3332015	15	0.358	9.1	110
DC3332020	20	0.415	10.5	143
DC3332025	25	0.459	11.7	184
▶ 18 AWG (19/30)				
DC3331802	2	0.276	7.0	45
DC3331803	3	0.29	7.4	58
DC3331804	4	0.313	8.0	70
DC3331805	5	0.339	8.6	78
DC3331806	6	0.366	9.3	91
DC3331807	7	0.367	9.3	98
DC3331808	8	0.395	10.0	110
DC3331809	9	0.423	10.7	124
DC3331810	10	0.457	11.6	144
DC3331812	12	0.472	12.0	164
DC3331815	15	0.507	12.9	194
DC3331818	18	0.579	14.7	244
DC3331820	20	0.595	15.1	263
DC3331825	25	0.662	16.8	325
DC3331850	50	0.904	23.0	621
▶ 16 AWG (26/30)				
DC3331602	2	0.296	7.5	54
DC3331603	3	0.312	7.9	68
DC3331604	4	0.337	8.6	83
DC3331605	5	0.366	9.3	95
DC3331606	6	0.396	10.1	109
DC3331607	7	0.397	10.1	119
DC3331608	8	0.428	10.9	134
DC3331609	9	0.459	11.7	160
DC3331610	10	0.497	12.6	174
DC3331612	12	0.513	13.0	199
DC3331615	15	0.584	14.8	261
DC3331618	18	0.629	16.0	297
DC3331620	20	0.647	16.4	330
DC3331625	25	0.721	18.3	400

Other dimensions and colors are available on request

Tray Cables

DC 105 C

Shielded semi-rigid PVC data cable
Type PLTC, ITC, and CMG



CMG OR AWM I/II A/B 105°C 300V FT4 RoHS CE



Marking for DC 105 C DC3332204S:

SAB North America P/N DC3332204S 22AWG/4c (UL) TYPE PLTC OR ITC OR CMG SHIELDED 105°C (DC 105 C) CSA TYPE CMG OR AWM I/II A/B 105°C 300V FT4 RoHS CE

Construction:

Conductor:	tinned copper strands
Insulation:	semi-rigid PVC
26 - 20 AWG:	PVC/nylon
18 - 16 AWG:	
Color code:	
26 - 24 AWG:	color code, chart 2, see page O/27
22 AWG:	color code, chart 4, see page O/28
20 - 16 AWG:	color code chart 6, page O/28
Stranding:	twisted together in layers with non-wicking fillers
Shielding:	double shielding, alu-foil, tinned copper braiding and tinned drain wire
Jacket material:	PVC
Jacket color:	grayish tan (RAL 7032)

Technical data:

Nominal voltage:	300 V
Testing voltage:	2000 V
Min. bending radius:	6 x O.D.
<i>fixed installation:</i>	
Temperature range:	-25/+105°C
Approvals:	UL: CMG (26 - 16 AWG) PLTC & ITC (22 - 20 AWG) PLTC-ER & ITC-ER (18 - 16 AWG) CSA: CMG/FT4 AWM I/II A/B CE, RoHS
Absence of harmful substances:	acc. to RoHS directive of the European Union see page O/30

Color Code Chart 2:

no.	Conductor color	no.	Conductor color
1	black	14	green/white
2	white	15	blue/white
3	red	16	black/red
4	green	17	white/red
5	orange	18	orange/red
6	blue	19	blue/red
7	white/black	20	red/green
8	red/black	21	orange/green
9	green/black	22	black/white/red
10	orange/black	23	white/black/red
11	blue/black	24	red/black/white
12	black/white	25	green/black/white
13	red/white		

Color Code Chart 4:

no.	Conductor color	no.	Conductor color
1	black	14	white/orange
2	brown	15	white/yellow
3	red	16	white/green
4	orange	17	white/blue
5	yellow	18	white/violet
6	green	19	white/gray
7	blue	20	white/black/brown
8	violet	21	white/black/red
9	gray	22	white/black/orange
10	white	23	white/black/yellow
11	white/black	24	white/black/green
12	white/brown	25	white/black/blue
13	white/red		

Color Code Chart 6:

no.	Conductor color	no.	Conductor color
1	black	14	red/yellow
2	red	15	red/black
3	white	16	white/black
4	green	17	white/red
5	orange	18	white/green
6	blue	19	white/yellow
7	brown	20	white/blue
8	yellow	21	white/brown
9	violet	22	white/orange
10	gray	23	white/gray
11	pink	24	white/violet
12	tan	25	white/black/red
13	red/green		

item no.	no. of conductors	outer-ø inch	outer-ø mm	cable weight ≈lbs/mft
----------	-------------------	--------------	------------	-----------------------

▶ 26 AWG (7/34)

DC3222602S	2	0.180	4.6	27
DC3222603S	3	0.186	4.7	30
DC3222604S	4	0.196	5.0	32
DC3222605S	5	0.207	5.3	34
DC3222606S	6	0.219	5.6	37
DC3222607S	7	0.221	5.6	39
DC3222608S	8	0.231	5.9	43
DC3222610S	10	0.258	6.6	51
DC3222615S	15	0.289	7.3	66
DC3222618S	18	0.307	7.8	70
DC3222625S	25	0.343	8.7	88

▶ 24 AWG (7/32)

DC3222403S	3	0.197	5.0	35
DC3222404S	4	0.209	5.3	36
DC3222405S	5	0.221	5.6	39
DC3222406S	6	0.234	5.9	45
DC3222407S	7	0.236	6.0	46
DC3222408S	8	0.248	6.3	51
DC3222409S	9	0.261	6.6	56
DC3222410S	10	0.288	7.3	62
DC3222412S	12	0.288	7.3	67
DC3222415S	15	0.312	7.9	80
DC3222418S	18	0.332	8.4	86
DC3222420S	20	0.340	8.6	92
DC3222425S	25	0.372	9.4	111

item no.	no. of conductors	outer-ø inch	outer-ø mm	cable weight ≈lbs/mft
----------	-------------------	--------------	------------	-----------------------

▶ 22 AWG (7/30)

DC3332203S	3	0.210	5.3	40
DC3332204S	4	0.224	5.7	43
DC3332205S	5	0.237	6.0	49
DC3332206S	6	0.252	6.4	54
DC3332207S	7	0.260	6.6	57
DC3332208S	8	0.267	6.8	61
DC3332210S	10	0.312	7.9	77
DC3332212S	12	0.320	8.1	86
DC3332215S	15	0.339	8.6	99
DC3332218S	18	0.362	9.2	110
DC3332220S	20	0.371	9.4	118
DC3332225S	25	0.433	11	150

▶ 20 AWG (≈ 19/32)

DC3332002S	2	0.220	5.6	42
DC3332003S	3	0.229	5.8	51
DC3332004S	4	0.244	6.2	59
DC3332006S	6	0.289	7.3	73
DC3332008S	8	0.307	7.8	85
DC3332010S	10	0.348	8.8	102
DC3332015S	15	0.380	9.7	135
DC3332020S	20	0.437	11.1	169
DC3332025S	25	0.481	12.2	213

▶ 18 AWG (19/30)

DC3331803S	3	0.314	8.0	79
DC3331804S	4	0.337	8.6	92
DC3331806S	6	0.390	9.9	116

▶ 16 AWG (26/30)


DC3331603S	3	0.336	8.5	93
DC3331604S	4	0.361	9.2	111
DC3331606S	6	0.420	10.7	139

Other dimensions and colors are available on request

Tray Cables

DC 105 C TP


Shielded, semi-rigid, twisted pair, PVC data cable
Type PLTC, ITC, and CMG



AWM I/II A/B 105°C 300V FT4 RoHS CE

Marking for DC 105 C TP DC3332203TP:

SAB North America P/N DC3332203TP 22AWG/3pr (UL) TYPE PLTC or ITC or CMG SHIELDED 105°C (DC 105 CTP) CSA TYPE CMG or AWM I/II A/B 105°C 300V FT4 RoHS CE



Construction:

Conductor:	tinned copper strands
Insulation:	
24 - 20 AWG:	semi-rigid PVC
18 - 16 AWG:	PVC/nylon
Color code:	color code, chart 3, see page O/27
Stranding:	paired and twisted together in layers with non-wicking fillers
Shielding:	double shielding, alu-foil tinned copper braiding and tinned drain wire
Jacket material:	PVC
Jacket color:	grayish tan (RAL 7032)

Technical data:

Nominal voltage:	300 V
Testing voltage:	2000 V
Min. bending radius:	
fixed installation:	6 x O.D.
Temperature range:	-25/+105°C
Approvals:	UL: CMG (24 - 16 AWG) PLTC & ITC (22 - 20 AWG) PLTC-ER & ITC-ER (18 - 16 AWG) CSA: CMG/FT4 AWM I/II A/B CE, RoHS
Absence of harmful substances:	acc. to RoHS directive of the European Union see page O/30

Color Code Chart 3:

Pair no.	color combination
1	black paired with red
2	black paired with white
3	black paired with green
4	black paired with blue
5	black paired with yellow
6	black paired with brown
7	black paired with orange
8	red paired with white
9	red paired with green
10	red paired with blue
11	red paired with yellow
12	red paired with brown
13	red paired with orange
14	green paired with white
15	green paired with blue
16	green paired with yellow
17	green paired with brown
18	green paired with orange
19	white paired with blue
20	white paired with yellow
21	white paired with brown
22	white paired with orange
23	blue paired with yellow
24	blue paired with brown
25	blue paired with orange

item no.	no. of pairs	outer-ø inch	outer-ø mm	cable weight ≈lbs/mft
▶ 24 AWG (7/32)				
DC3222401TP*	1	0.190	4.8	31
DC3222402TP	2	0.246	6.2	44
DC3222403TP	3	0.258	6.6	51
DC3222404TP	4	0.292	7.4	57
DC3222405TP	5	0.307	7.8	65
DC3222406TP	6	0.328	8.3	73
DC3222408TP	8	0.351	8.9	85
DC3222409TP	9	0.373	9.5	97
DC3222415TP	15	0.460	11.7	151
▶ 22 AWG (7/30)				
DC3332201TP*	1	0.203	5.2	32
DC3332202TP	2	0.266	6.8	50
DC3332203TP	3	0.289	7.3	63
DC3332204TP	4	0.323	8.2	71
DC3332205TP	5	0.333	8.5	80
DC3332206TP	6	0.358	9.1	90
DC3332208TP	8	0.383	9.7	107
DC3332209TP	9	0.429	10.9	128
DC3332211TP	11	0.460	11.7	154
DC3332215TP	15	0.505	12.8	188
DC3332225TP	25	0.644	16.4	262

item no.	no. of pairs	outer-ø inch	outer-ø mm	cable weight ≈lbs/mft
▶ 20 AWG (≈ 19/32)				
DC3332001TP	1	0.220	5.6	42
DC3332002TP	2	0.305	7.7	67
DC3332003TP	3	0.321	8.2	80
DC3332004TP	4	0.345	8.8	95
DC3332006TP	6	0.422	10.7	129
DC3332009TP	9	0.482	12.2	180
DC3332015TP	15	0.572	14.5	254
▶ 18 AWG (19/30)				
DC3331801TP	1	0.300	7.6	68
DC3331802TP	2	0.415	10.5	106
DC3331803TP	3	0.439	11.2	128
DC3331804TP	4	0.476	12.1	162
DC3331806TP	6	0.595	15.1	231
DC3331809TP	9	0.686	17.4	312
DC3331815TP	15	0.823	20.9	461
▶ 16 AWG (26/30)				
DC3331601TP	1	0.320	8.1	78
DC3331602TP	2	0.448	11.4	124
DC3331603TP	3	0.474	12.0	162
DC3331604TP	4	0.515	13.1	192

*DC3222401TP & DC3332201TP: black paired with white color code

Other dimensions and colors are available on request

Tray Cables

TR 600 S

UV and oil resistant 90°C flexible tray cable
Type TC-ER, MTW, WTTC, and CSA approved



Marking for TR 600 S 93331641:

SAB NORTH AMERICA TR 600 S 93331641 16 AWG/41C (UL) TC-ER 90C DRY/WET 600V SUN RES DIR BUR OIL RES I/II OR WTTC 1000V OR MTW "FLEXING" OR DP-1 OR AWM 2586 105°C CSA CIC-TC PVC/N 90°C DRY 75°C WET 600V -25°C SR FT4 OR AWM I/II A/B 90C 1000V FT4 RoHS CE

Construction:

Conductor:	bare copper strands class K (30 AWG multiple strands)
Insulation:	special formulated PVC/Nylon
Color code:	black conductors with consecutive white numbers; green/yellow ground from 3 conductors
Stranding:	in layers
Jacket material:	special oil resistant pressure extruded PVC
Jacket color:	black (RAL 9005)

Technical data:

Voltage:	UL-AWM / (UL) / CSA: 600 V (UL) WTTC: 1000 V
Testing voltage:	2500 V
Min. bending radius:	<i>fixed installation:</i> 4 x O.D. <i>free movement:</i> 6 x O.D.
Temperature range:	UL-AWM (UL) / CSA: up to +105°C up to +90°C <i>static:</i> -40°C
Burning characteristics:	(UL) / CSA FT4
Oil resistance I & II:	yes
Sunlight resistance:	yes
Exposed runs:	yes
Cold bend test:	-40°C
Direct burial:	yes
Machinery area:	yes
Approvals:	UL TC-ER UL MTW, UL WTTC, UR AWM, CSA CIC-TC, CSA AWM, CE, RoHS
Absence of harmful substances:	acc. to RoHS directive of the European Union see page O/30

E
10

Outstanding features:

- flexible stranding for easy installation
- oil resistant meeting UL Oil Res I and II
- NFPA 79 for Industrial Machinery
- UL TC-ER (exposed runs)
- CSA approved for TC
- Submersible pump (14 AWG ≥ 3 thru 7 cond.)
- WTTC: Wind Turbine tray cable
- 90°C Wet rated
- Class 1 Div 2 per NEC Article 501.4 (B)

item no.	no. of conductors incl. ground	outer-ø inch	mm	cable weight ≈lbs/mft
▶ 18 AWG				
93331802*	2	0.286	7.3	45
93331803	3	0.300	7.6	55
93331804	4	0.324	8.2	67
93331805	5	0.349	8.9	79
93331807	7	0.376	9.6	100
93331809	9	0.432	11.0	125
93331812	12	0.480	12.2	157
93331818	18	0.596	15.1	244
93331825	25	0.686	17.4	319
93331850	50	0.940	23.9	622
▶ 16 AWG				
93331602*	2	0.306	7.8	52
93331603	3	0.321	8.2	70
93331604	4	0.348	8.8	81
93331605	5	0.376	9.6	96
93331607	7	0.412	10.5	126
93331608	8	0.440	11.2	137
93331609	9	0.473	12.0	152
93331612	12	0.527	13.4	196
93331616	16	0.613	15.6	273
93331618	18	0.646	16.4	300
93331619	19	0.646	16.4	310
93331625	25	0.746	18.9	395
93331634	34	0.884	22.5	544
93331637	37	0.896	22.8	592
93331641	41	0.945	24.0	654
93331650	50	1.025	26.0	756

* UL TC-ER-JP (joist pull) available upon request

item no.	no. of conductors incl. ground	outer-ø inch	mm	cable weight ≈lbs/mft
▶ 14 AWG				
93331402*	2	0.346	8.8	65
93331403	3	0.364	9.2	88
93331404	4	0.396	10.1	112
93331405	5	0.430	10.9	130
93331407	7	0.472	12.0	169
93331409	9	0.578	14.7	236
93331412	12	0.644	16.4	297
93331418	18	0.744	18.9	417
93331425	25	0.904	23.0	596
▶ 12 AWG				
93331202*	2	0.385	9.8	99
93331203	3	0.403	10.2	120
93331204	4	0.440	11.2	150
93331205	5	0.479	12.2	189
93331207	7	0.526	13.4	240
▶ 10 AWG				
93331003	3	0.487	12.4	179
93331004	4	0.568	14.4	248
93331005	5	0.618	15.7	298
93331007	7	0.674	17.1	403
▶ 8 AWG				
93330803	3	0.662	16.8	309
93330804	4	0.728	18.5	388
93330805	5	0.826	21.0	465
▶ 6 AWG				
93330603	3	0.765	19.4	443
93330604	4	0.879	22.3	580
93330605	5	0.954	24.2	717

item no.	no. of conductors incl. ground	outer-ø inch	mm	cable weight ≈lbs/mft
▶ 4 AWG				
93330403	3	0.966	24.5	696
93330404	4	1.061	26.9	845
93330405	5	1.179	29.9	1035
▶ 2 AWG				
93330203	3	1.114	28.3	977
93330204	4	1.160	29.5	1215
93330205	5	1.363	34.6	1575
▶ 1 AWG				
93330104	4	1.401	35.6	1588
▶ 1/0 AWG				
93331104	4	1.458	37.0	1971
▶ 2/0 AWG				
93332104	4	1.588	40.3	2301
▶ 3/0 AWG				
93333104	4	1.733	44.0	2946
▶ 4/0 AWG				
93334104	4	1.841	46.8	3459
▶ 250 MCM				
93332504	4	2.138	54.3	4538
▶ 350 MCM				
93333504	4	2.335	59.3	5591
▶ 500 MCM				
93335004	4	2.815	71.5	8065

2 conductor cable does not have ground
*2 conductor cables are rated UL TC only
Other dimensions and colors are available on request



Tray Cables

TR 600 S gray

UV and oil resistant 90°C flexible tray cable
Type TC-ER, MTW, WTTC, and CSA approved



Marking for TR 600 S 93351641:

SAB NORTH AMERICA TR 600 S 93351641 16 AWG/41C (UL) TC-ER 90C DRY 75C WET 600V SUN RES DIR BUR OIL RES I/II OR WTTC 1000V OR MTW

"FLEXING" OR DP-1 OR AWM 2586 CSA CIC-TC PVC/N 90°C DRY 75°C WET 600V -25°C SR FT4 OR AWM I/II A/B 90C 1000V FT4 RoHS CE

Construction:

Conductor:	bare copper strands class K (30 AWG multiple strands)
Insulation:	special formulated PVC/Nylon
Color code:	black conductors with consecutive white numbers; green/yellow ground from 3 conductors
Stranding:	in layers
Jacket material:	special oil resistant pressure extruded PVC
Jacket color:	gray (RAL 7000)

Technical data:

Voltage:	UL-AWM / (UL) / CSA: 600 V (UL) WTTC: 1000 V
Testing voltage:	2500 V
Min. bending radius:	<i>fixed installation:</i> 4 x O.D. <i>free movement:</i> 6 x O.D.
Temperature range:	UL-AWM (UL) / CSA: up to +105°C up to +90°C <i>static:</i> -40°C
Burning characteristics:	(UL) / CSA FT4
Oil resistance I & II:	yes
Sunlight resistance:	yes
Exposed runs:	yes
Cold bend test:	-40°C
Direct burial:	yes
Machinery area:	yes
Approvals:	UL TC-ER, UL MTW, UL WTTC, UR AWM, CSA CIC-TC, CSA CIC, CSA AWM, CE, RoHS
Absence of harmful substances:	acc. to RoHS directive of the European Union see page O/30

Outstanding features:

- flexible stranding for easy installation
- oil resistant meeting UL Oil Res I and II
- NFPA 79 for Industrial Machinery
- UL TC-ER (exposed run)
- CSA approved for TC
- Submersible pump (14 AWG ≥ 3 thru 7 cond.)
- WTTC: Wind Turbine tray cable
- Class 1 Div 2 per NEC Article 501.4 (B)

item no.	no. of conductors incl. ground	outer-ø inch	mm	cable weight ≈lbs/mft
▶ 18 AWG				
93351802*	2	0.286	7.3	45
93351803	3	0.300	7.6	55
93351804	4	0.324	8.2	67
93351805	5	0.349	8.9	79
93351807	7	0.376	9.6	100
93351809	9	0.432	11.0	125
93351812	12	0.480	12.2	157
93351818	18	0.596	15.1	244
93351825	25	0.686	17.4	319
93351850	50	0.940	23.9	622
▶ 16 AWG				
93351602*	2	0.306	7.8	52
93351603	3	0.321	8.2	70
93351604	4	0.348	8.8	81
93351605	5	0.376	9.6	96
93351607	7	0.412	10.5	126
93351608	8	0.440	11.2	137
93351609	9	0.473	12.0	152
93351612	12	0.527	13.4	196
93351616	16	0.613	15.6	273
93351618	18	0.646	16.4	300
93351619	19	0.646	16.4	310
93351625	25	0.746	18.9	395
93351634	34	0.884	22.5	544
93351641	41	0.945	24.0	654
93351650	50	1.025	26.0	756

item no.	no. of conductors incl. ground	outer-ø inch	mm	cable weight ≈lbs/mft
▶ 14 AWG				
93351402*	2	0.346	8.8	65
93351403	3	0.364	9.2	88
93351404	4	0.396	10.1	112
93351405	5	0.430	10.9	130
93351407	7	0.472	12.0	169
93351409	9	0.578	14.7	236
93351412	12	0.644	16.4	297
93351418	18	0.744	18.9	417
93351425	25	0.904	23.0	596
▶ 12 AWG				
93351202*	2	0.385	9.8	99
93351203	3	0.403	10.2	120
93351204	4	0.440	11.2	150
93351205	5	0.479	12.2	189
93351207	7	0.526	13.4	240
▶ 10 AWG				
93351003	3	0.487	12.4	179
93351004	4	0.568	14.4	248
93351005	5	0.618	15.7	298
93351007	7	0.674	17.1	403
▶ 8 AWG				
93350803	3	0.662	16.8	309
93350804	4	0.728	18.5	388
93350805	5	0.826	21.0	465

item no.	no. of conductors incl. ground	outer-ø inch	mm	cable weight ≈lbs/mft
▶ 6 AWG				
93350603	3	0.765	19.4	443
93350604	4	0.879	22.3	580
93350605	5	0.954	24.2	717
▶ 4 AWG				
93350403	3	0.966	24.5	696
93350404	4	1.061	26.9	845
93350405	5	1.179	29.9	1035
▶ 2 AWG				
93350203	3	1.114	28.3	977
93350204	4	1.160	29.5	1215
93350205	5	1.363	34.6	1575

2 conductor cable does not have ground
*2 conductor cables are rated UL TC only
Other dimensions and colors are available on request

Tray Cables

TR 600 S CY

UV and oil resistant 90°C shielded flexible tray cable
Type TC-ER, MTW, WTTC, and CSA approved



SR FT4 OR AWM I/II A/B 90C 1000V FT4 RoHS CE



Marking for TR 600 S CY 93341604:

SAB NORTH AMERICA TR 600 S CY 93341604 16 AWG/ 4C (UL) TC-ER 90C DRY/WET 600V SUN RES DIR BUR OIL RES I/II OR WTTC 1000V OR
MTW "FLEXING" OR DP-1 OR AWM 2586 105°C CSA CIC-TC PVC/N 90°C DRY 75°C WET 600V -25°C SR FT4 OR AWM I/II A/B 90C 1000V FT4 RoHS CE

Construction:

Conductor:	bare copper strands class K (30 AWG multiple strands)
Insulation:	special formulated PVC/Nylon
Color code:	black conductors with consecutive white numbers; green/yellow ground from 3 conductors
Stranding:	in layers
Wrapping:	fleece tape
Shielding:	tinned copper braiding (85% coverage)
Jacket material:	special oil resistant pressure extruded PVC
Jacket color:	black (RAL 9005)

Technical data:

Voltage:	UL-AWM / (UL) / CSA: 600 V (UL) WTTC: 1000 V
Testing voltage:	2500 V
Min. bending radius:	<i>fixed installation:</i> 6 x O.D. <i>free movement:</i> 8 x O.D.
Temperature range:	UL-AWM (UL) / CSA: up to +105°C up to +90°C <i>static:</i> -40°C
Burning characteristics:	(UL) / CSA FT4
Oil resistance I & II:	yes
Sunlight resistance:	yes
Exposed runs:	yes
Cold bend test:	-40°C
Direct burial:	yes
Machinery area:	yes
Approvals:	UL TC-ER, UL MTW, UL WTTC, UR AWM, CSA CIC-TC, CSA AWM, CE, RoHS
Absence of harmful substances:	acc. to RoHS directive of the European Union see page O/30

Outstanding features:

- flexible stranding for easy installation
- oil resistant meeting UL Oil Res I and II
- NFPA 79 for Industrial Machinery
- UL TC-ER (exposed run)
- CSA approved for TC
- Submersible pump (14 AWG ≥ 3 thru 7 cond.)
- WTTC: Wind Turbine tray cable
- 90°C Wet rated
- Class 1 Div 2 per NEC Article 501.4 (B)

item no.	no. of conductors incl. ground	outer-ø inch	mm	cable weight ≈lbs/mft
▶ 18 AWG				
93341803	3	0.324	8.2	71
93341804	4	0.348	8.8	85
93341805	5	0.373	9.5	95
93341807	7	0.400	10.2	120
93341809	9	0.455	11.6	149
93341812	12	0.504	12.8	185
93341818	18	0.617	15.7	270
93341825	25	0.710	18.0	365
▶ 16 AWG				
93341603	3	0.345	8.8	83
93341604	4	0.372	9.4	100
93341605	5	0.400	10.2	116
93341607	7	0.430	10.9	145
93341609	9	0.492	12.5	187
93341612	12	0.579	14.7	245
93341618	18	0.664	16.9	335
93341625	25	0.770	19.6	445

item no.	no. of conductors incl. ground	outer-ø inch	mm	cable weight ≈lbs/mft
▶ 14 AWG				
93341403	3	0.388	9.9	108
93341404	4	0.420	10.7	131
93341405	5	0.454	11.5	155
93341407	7	0.490	12.4	190
93341412	12	0.662	16.8	350
93341418	18	0.764	19.4	482
93341425	25	0.924	23.5	701
▶ 12 AWG				
93341203	3	0.427	10.8	145
93341204	4	0.464	11.8	178
93341205	5	0.506	12.9	210
93341207	7	0.578	14.7	307
▶ 10 AWG				
93341003	3	0.512	13.0	190
93341004	4	0.568	14.4	250
93341005	5	0.643	16.3	350
93341007	7	0.695	17.7	408

item no.	no. of conductors incl. ground	outer-ø inch	mm	cable weight ≈lbs/mft
▶ 8 AWG				
93340804	4	0.759	19.3	447
93340805	5	0.827	21.0	532
▶ 6 AWG				
93340604	4	0.915	23.2	672
93340605	5	0.936	23.8	766
▶ 4 AWG				
93340404	4	1.097	27.9	993
▶ 2 AWG				
93340204	4	1.271	32.3	1455

2 conductor cable does not have ground
Other dimensions and colors are available on request

* UL TC-ER-JP (joist pull) available upon request

Tray Cables

TR 600 S CY gray

UV and oil resistant 90°C shielded flexible tray cable
Type TC-ER, MTW, WTTC, and CSA approved



SR FT4 OR AWM I/II A/B 90C 1000V FT4 RoHS CE



Marking for TR 600 S CY gray 93361604:

SAB NORTH AMERICA TR 600 S CY 93361604 16 AWG/ 4C (UL) TC-ER 90C DRY 75C WET 600V SUN RES DIR BUR OIL RES I/II OR WTTC 1000V OR
MTW "FLEXING" OR DP-1 OR AWM 2586 105°C CSA CIC-TC PVC/N 90°C DRY 75°C WET 600V -25°C SR FT4 OR AWM I/II A/B 90C 1000V FT4 RoHS CE

Construction:

Conductor:	bare copper strands class K (30 AWG multiple strands)
Insulation:	special formulated PVC/Nylon
Color code:	black conductors with consecutive white numbers; green/yellow ground from 3 conductors
Stranding:	in layers
Wrapping:	fleece tape
Shielding:	tinned copper braiding (85% coverage)
Jacket material:	special oil resistant pressure extruded PVC
Jacket color:	gray (RAL 7000)

Technical data:

Voltage:	UL-AWM / (UL) / CSA: 600 V (UL) WTTC: 1000 V
Testing voltage:	2500 V
Min. bending radius:	<i>fixed installation:</i> 6 x O.D. <i>free movement:</i> 8 x O.D.
Temperature range:	UL-AWM (UL) / CSA: up to +105°C up to +90°C <i>static:</i> -40°C
Burning characteristics:	(UL) / CSA FT4
Oil resistance I & II:	yes
Sunlight resistance:	yes
Exposed runs:	yes
Cold bend test:	-40°C
Direct burial:	yes
Machinery area:	yes
Approvals:	UL TC-ER, UL MTW, UL WTTC, UR AWM, CSA CIC-TC, CSA CIC, CSA AWM, CE, RoHS
Absence of harmful substances:	acc. to RoHS directive of the European Union see page O/30

Outstanding features:

- flexible stranding for easy installation
- oil resistant meeting UL Oil Res I and II
- NFPA 79 for Industrial Machinery
- UL TC-ER (exposed run)
- CSA approved for TC
- Submersible pump (14 AWG ≥ 3 thru 7 cond.)
- WTTC: Wind Turbine tray cable
- Class 1 Div 2 per NEC Article 501.4 (B)

item no.	no. of conductors incl. ground	outer-ø inch	outer-ø mm	cable weight ≈lbs/mft
▶ 18 AWG				
93361803	3	0.324	8.2	71
93361804	4	0.348	8.8	85
93361805	5	0.373	9.5	95
93361807	7	0.400	10.2	120
93361809	9	0.455	11.6	149
93361812	12	0.504	12.8	185
93361818	18	0.617	15.7	270
93361825	25	0.710	18.0	365
▶ 16 AWG				
93361603	3	0.345	8.8	83
93361604	4	0.372	9.4	100
93361605	5	0.400	10.2	116
93361607	7	0.430	10.9	145
93361609	9	0.492	12.5	187
93361612	12	0.579	14.7	245
93361618	18	0.664	16.9	335
93361625	25	0.770	19.6	445

item no.	no. of conductors incl. ground	outer-ø inch	outer-ø mm	cable weight ≈lbs/mft
▶ 14 AWG				
93361403	3	0.388	9.9	108
93361404	4	0.420	10.7	131
93361405	5	0.454	11.5	155
93361407	7	0.490	12.4	190
93361412	12	0.662	16.8	350
93361418	18	0.764	19.4	482
93361425	25	0.924	23.5	701
▶ 12 AWG				
93361203	3	0.427	10.8	145
93361204	4	0.464	11.8	178
93361205	5	0.506	12.9	210
▶ 10 AWG				
93361003	3	0.512	13.0	190
93361004	4	0.568	14.4	250
93361005	5	0.643	16.3	350
93361007	7	0.695	17.7	408

item no.	no. of conductors incl. ground	outer-ø inch	outer-ø mm	cable weight ≈lbs/mft
▶ 8 AWG				
93360804	4	0.759	19.3	447
▶ 6 AWG				
93360604	4	0.915	23.2	672
▶ 4 AWG				
93360404	4	1.097	27.9	993
▶ 2 AWG				
93360204	4	1.271	32.3	1455

2 conductor cable does not have ground
Other dimensions and colors are available on request

Tray Cables

TR 600 Plus

UV and oil resistant 90°C reduced O.D. flexible tray cable
Type TC-ER, MTW, and WTTC



600V c(UL) Type CIC 90°C dry 600V FT1 FT2 FT4 CE 



Marking for TR 600 Plus 95551641:

SAB BRÖCKSKES · D-VIERSEN · TR 600 Plus 16AWG/41 95551641 (UL) Type TC-ER 90°C 600V, Oil Resistant I, Sunlight Resistant, Direct Burial, FT4 (UL) WTTC 90°C 1000V (UL) MTW 600 V AWM Style 21179 600 V c(UL) Type CIC 90°C dry 600V FT1, FT2, FT4 CSA AWM I/II A/B 90°C 1000V FT1, FT2 CE

Construction:

Conductor:	bare copper finely stranded class 5
Insulation:	special formulated PVC/Nylon
Color code:	black conductors with consecutive white numbers; green/yellow ground from 3 conductors
Stranding:	in layers
Jacket material:	special sunlight and oil resistant PVC
Jacket color:	black (RAL 9005)

Technical data:

Voltage:	UL-AWM / (UL) / c(UL): 600 V (UL) WTTC / CSA-AWM: 1000 V
Testing voltage:	6000 V
Min. bending radius:	<i>fixed installation:</i> 4 x O.D. <i>free movement:</i> 5 x O.D.
Radiation resistance:	8 x 10 ⁷ cJ/kg
Temperature range:	UL-AWM up to +105°C (UL) / c(UL) / CSA-AWM: up to +90°C <i>static:</i> -25°C
Burning characteristics:	(UL) FT4 c(UL) FT1, FT2, FT4 CSA FT1, FT2
Oil resistance I:	yes
Sunlight resistance:	yes
Exposed runs:	yes
Direct burial:	yes
Machinery area:	yes
Approvals:	UL TC-ER, UL MTW, UL WTTC, UR AWM, CSA CIC, CSA AWM, CE, RoHS
Absence of harmful substances:	acc. to RoHS directive of the European Union see page O/30

Outstanding features:

- improved flexibility
- flexible cable for tray use even where sunlight resistance and open wiring is required.
- NFPA 79 for Industrial Machinery
- WTTC: UL subject 2277
- TC: UL subject 1277
- (UL) / c(UL) listed
- Class 1 Div 2 per NEC Article 501.4 (B)

item no.	no. of conductors incl. ground	outer-ø inch	mm	cable weight ≈lbs/mft
▶ 18 AWG				
95551803	3	0.280	7.1	50
95551804	4	0.303	7.7	60
95551805	5	0.327	8.3	71
95551807	7	0.354	9.0	88
95551809	9	0.433	11.0	117
95551812	12	0.457	11.6	137
95551816	16	0.504	12.8	175
95551818	18	0.563	14.3	210
95551819	19	0.563	14.3	216
95551825	25	0.661	16.8	275
95551827	27	0.665	16.9	292
95551837	37	0.740	18.8	380
95551850	50	0.906	23.0	533
▶ 16 AWG				
95551603	3	0.299	7.6	93
95551604	4	0.327	8.3	113
95551605	5	0.354	9.0	134
95551607	7	0.382	9.7	168
95551608	8	0.441	11.2	200
95551609	9	0.472	12.0	224
95551612	12	0.496	12.6	266
95551616	16	0.583	14.8	366
95551618	18	0.610	15.5	405
95551619	19	0.610	15.5	421
95551625	25	0.724	18.4	534
95551627	27	0.724	18.4	569
95551637	37	0.846	21.5	796
95551641	41	0.906	23.0	886
95551650	50	0.988	25.1	1040
95551661	61	1.043	26.5	1231

item no.	no. of conductors incl. ground	outer-ø inch	mm	cable weight ≈lbs/mft
▶ 14 AWG				
95551403	3	0.335	8.5	84
95551404	4	0.362	9.2	103
95551405	5	0.398	10.1	123
95551407	7	0.465	11.8	164
95551409	9	0.563	14.3	225
95551412	12	0.594	15.1	269
95551418	18	0.689	17.5	381
95551425	25	0.862	21.9	542
▶ 12 AWG				
95551203	3	0.386	9.8	117
95551204	4	0.421	10.7	145
95551205	5	0.461	11.7	175
95551207	7	0.575	14.6	251
▶ 10 AWG				
95551003	3	0.457	11.6	174
95551004	4	0.500	12.7	218
95551005	5	0.583	14.8	280
95551007	7	0.685	17.4	374

item no.	no. of conductors incl. ground	outer-ø inch	mm	cable weight ≈lbs/mft
▶ 8 AWG				
95550804	4	0.681	17.3	374
95550805	5	0.748	19.0	451
▶ 6 AWG				
95550604	4	0.811	20.6	549
95550605	5	0.937	23.8	703
▶ 4 AWG				
95550404	4	1.028	26.1	884
95550405	5	1.138	28.9	1074
▶ 2 AWG				
95550204	4	1.189	30.2	1266
95550205	5	1.319	33.5	1533

2 conductor cable does not have ground
Other dimensions and colors are available on request

Tray Cables

TR 600 CY Plus


Shielded UV and oil resistant 90°C reduced O.D. flexible tray cable
Type TC-ER, MTW, and WTTC



Type CIC SHIELDED 90°C dry 600V FT1 FT2 FT4  



Marking for TR 600 CY Plus 95561807:

SAB BRÖCKSKES · D-VIERSEN · TR 600 CY Plus 18AWG/7 95561807 TFFN (UL) Type TC-ER 90°C 600V, Oil Resistant I, Sunlight Resistant, Direct Burial, FT4 (UL)
WTTC 90°C 1000V (UL) MTW 600 V AWM Style 21179 600 V c(UL) Type CIC 90°C dry 600V FT1, FT2, FT4 CSA Type CIC Shielded 90°C dry 600V FT1, FT2, FT4 

Construction:

Conductor:	bare copper finely stranded class 5
Insulation:	special formulated PVC/Nylon
Color code:	black conductors with consecutive white numbers; green/yellow ground from 3 conductors
Stranding:	in layers
Shielding:	double shield, alu-foil, tinned copper braiding
Jacket material:	special oil resistant pressure extruded PVC
Jacket color:	black (RAL 9005)

Technical data:

Voltage:	UL-AWM / (UL) / c(UL): 600 V (UL) WTTC / CSA-AWM: 1000 V
Testing voltage:	6000 V
Min. bending radius:	<i>fixed installation:</i> 5 x O.D. <i>free movement:</i> 10 x O.D.
Radiation resistance:	8 x 10 ⁷ cJ/kg
Temperature range:	UL-AWM (UL) / c(UL) / CSA-AWM: up to +105°C up to +90°C <i>static:</i> -25°C
Burning characteristics:	(UL) FT4 c(UL) FT1, FT2, FT4 CSA FT1, FT2
Oil resistance I:	yes
Sunlight resistance:	yes
Exposed runs:	yes
Direct burial:	yes
Machinery area:	yes
Approvals:	UL TC-ER, UL MTW, UL WTTC, UR AWM, CSA CIC, CSA AWM, CE, RoHS
Absence of harmful substances:	acc. to RoHS directive of the European Union see page O/30

Outstanding features:



- improved flexibility
- flexible cable for tray use even where sunlight resistance and open wiring is required.
- NFPA 79 for Industrial Machinery
- WTTC: UL subject 2277
- TC: UL subject 1277
- (UL) / c(UL) listed
- Class 1 Div 2 per NEC Article 501.4 (B)

item no.	no. of conductors incl. ground	outer-ø inch	mm	cable weight ≈lbs/mft
▶ 18 AWG				
95561803	3	0.299	7.6	58
95561804	4	0.323	8.2	67
95561805	5	0.346	8.8	79
95561807	7	0.374	9.5	97
95561809	9	0.461	11.7	138
95561812	12	0.484	12.3	159
95561816	16	0.563	14.3	214
95561818	18	0.598	15.2	247
95561819	19	0.598	15.2	252
95561825	25	0.701	17.8	323
95561827	27	0.701	17.8	339
95561837	37	0.776	19.7	431
95561850	50	0.941	23.9	603
▶ 16 AWG				
95561603	3	0.319	8.1	68
95561604	4	0.346	8.8	83
95561605	5	0.374	9.5	98
95561607	7	0.402	10.2	122
95561608	8	0.469	11.9	155
95561609	9	0.500	12.7	172
95561612	12	0.555	14.1	217
95561616	16	0.618	15.7	286
95561618	18	0.646	16.4	312
95561619	19	0.646	16.4	320
95561625	25	0.760	19.3	411
95561627	27	0.760	19.3	433
95561637	37	0.882	22.4	592
95561641	41	0.941	23.9	661
95561650	50	1.024	26.0	769
95561661	61	1.079	27.4	898

item no.	no. of conductors incl. ground	outer-ø inch	mm	cable weight ≈lbs/mft
▶ 14 AWG				
95561403	3	0.354	9.0	88
95561404	4	0.382	9.7	110
95561405	5	0.425	10.8	139
95561407	7	0.492	12.5	182
95561409	9	0.598	15.2	258
95561412	12	0.630	16.0	307
95561418	18	0.724	18.4	424
95561425	25	0.898	22.8	599
▶ 12 AWG				
95561203	3	0.406	10.3	120
95561204	4	0.449	11.4	159
95561205	5	0.488	12.4	189
95561207	7	0.610	15.5	286
▶ 10 AWG				
95561003	3	0.484	12.3	181
95561004	4	0.559	14.2	244
95561005	5	0.618	15.7	308
95561007	7	0.720	18.3	409

item no.	no. of conductors incl. ground	outer-ø inch	mm	cable weight ≈lbs/mft
▶ 8 AWG				
95560804	4	0.717	18.2	393
95560805	5	0.783	19.9	474
▶ 6 AWG				
95560604	4	0.886	22.5	595
95560605	5	0.972	24.7	726
▶ 4 AWG				
95560404	4	1.063	27.0	878
95560405	5	1.173	29.8	1076
▶ 2 AWG				
95560204	4	1.224	31.1	1235
95560205	5	1.354	34.4	1509

2 conductor cable does not have ground
Other dimensions and colors are available on request

Tray Cables

TR 850 S

UV and oil resistant 90°C flexible tray cable - flexible cord
Type TC-ER and STOOW



W 105C 600V FT1 OR AWM I/II A/B 105C 1000V FT4 CE



Marking for TR 850 S 8501205:

SAB NORTH AMERICA 12AWG/5C (UL) TYPE TC-ER 90C DRY 75C WET 600V SUN RES DIR BUR OIL RES I/II OR
TYPE STOOW 105C 600V OR WTTC 1000V OR C(UL) CIC-TC PVC 600V FT4 --- CSA STOOW 105C 600V FT1 OR AWM I/II A/B 105C 1000V FT4 CE

Construction:

Conductor:	bare copper strands class K
Insulation:	special formulated PVC
Color code:	3c- black, white, green/yellow; 4c- black, white, red, green/yellow; 5c- black, white red, brown, green/yellow; 7c- black numbered plus green/yellow ground
Stranding:	in layers
Jacket material:	special sunlight and oil resistant PVC
Jacket color:	black (RAL 9005)

Technical data:

Voltage:	UL-TC / STOOW / CSA STOOW: 600 V (UL) WTTC / CSA AWM: 1000 V
Testing voltage:	2500 V
Min. bending radius:	<i>fixed installation:</i> 4 x O.D. <i>free movement:</i> 6 x O.D.
Temperature range:	UL / CSA STOOW (UL) / c(UL): up to +105°C up to +90°C <i>static:</i> -40°C
Burning characteristics:	(UL) / CSA FT4
Oil resistance I & II:	yes
Sunlight resistance:	yes
Exposed runs:	yes
Direct burial:	yes
Machinery area:	yes
Approvals:	UL TC-ER, UL WTTC, UR AWM, c(UL) CIC-TC, CSA AWM, CE, RoHS
Absence of harmful substances:	acc. to RoHS directive of the European Union see page O/30

E
16

Outstanding features:



- flexible cable for cable tray use even where sunlight resistance is required.
- UL STOOW / CSA STOOW
- Class I Div I for flexible use only

item no.	no. of conductors incl. ground	outer-ø inch	mm	cable weight ≈lbs/mft
▶ 18 AWG				
8501803	3	0.363	9.2	77
8501804	4	0.394	10.0	95
8501805	5	0.462	11.7	133
8501807	7	0.495	12.6	157
▶ 16 AWG				
8501603	3	0.392	10.0	96
8501604	4	0.422	10.7	111
8501605	5	0.497	12.6	159
8501607	7	0.535	13.6	192
▶ 14 AWG				
8501403	3	0.541	13.7	170
8501404	4	0.584	14.8	208
8501405	5	0.656	16.7	264
8501407	7	0.708	18.0	324

item no.	no. of conductors incl. ground	outer-ø inch	mm	cable weight ≈lbs/mft
▶ 12 AWG				
8501203	3	0.614	15.6	232
8501204	4	0.640	16.3	329
8501205	5	0.716	18.2	329
8501207	7	0.773	19.6	418
▶ 10 AWG				
8501003	3	0.696	17.7	307
8501004	4	0.742	18.8	378
8501005	5	0.819	20.8	445
8501007	7	0.850	21.6	544
▶ 8 AWG				
8500804	4	0.990	25.1	623
▶ 6 AWG				
8500604	4	1.120	28.4	828

item no.	no. of conductors incl. ground	outer-ø inch	mm	cable weight ≈lbs/mft
▶ 4 AWG				
8500404	4	1.277	32.4	1174
▶ 2 AWG				
8500204	4	1.442	36.6	1578

Other dimensions and colors are available on request

Tray Cables

TRAY HD TPE

Heavy duty tray cable
Type TC-ER



600V FT4 CSA AWM I/II A/B 90C 600V FT4 RoHS CE



Marking for TRAY HD TPE 94441842:

SAB NORTH AMERICA TRAY HD TPE 18 AWG 42c P/N 94441842 (UL) TC-ER 90C DRY 75C WET 600V OIL RES I/II SUN RES DIR BUR OR
WTTC 1000V OR AWM 21270 105C 600V OR c (UL) CIC-TC PVC/N 600V FT4 CSA AWM I/II A/B 90C 600V FT4 RoHS CE

Construction:

Conductor:	bare copper strands class K
Insulation:	special formulated PVC/nylon
Color code:	blue with numerical print* one with white-blue conductor and one green/yellow ground** *Alpha-Numeric Alternate and Inverted, ie: 1-ONE
Stranding:	in layers
Jacket material:	TPE
Jacket color:	gray (RAL 7000)

Outstanding features:



- heavy duty tray cable and control and instrumentation cable
- UL-AWM recognized for 105°C
- extremely oil resistant
- WTTC: UL subject 2277
- TC: UL standard 1277
- CSA listed
- NFPA 79 for Industrial Machinery
- c(UL) CIC-TC FT4
- Class 1 Div 2 per NEC Article 501.4 (B)

Technical data:

Voltage:	UL-AWM / (UL) / c(UL): 600 V (UL) WTTC: 1000 V
Testing voltage:	2500 V
Min. bending radius:	7.5 x O.D.
Temperature range:	UL-AWM up to +105°C (UL) / c(UL) / CSA-AWM: up to +90°C -40°C
<i>static:</i>	
Burning characteristics:	(UL) / CSA FT4
Oil resistance I & II:	yes
Exposed runs:	yes
Cold bend test:	-40°C
Approvals:	UL TC-ER, UL WTTC, UR AWM, c(UL) CIC-TC, CSA AWM, CE, RoHS
Absence of harmful substances:	acc. to RoHS directive of the European Union see page O/30
Alt. Color code:	** Add B at the end of Part No. for Black conductors: black conductors with numbers; and green/yellow ground ** Add R at the end of Part No. for Red conductors: red conductors with numbers; and green/yellow ground

E
17

item no.	no. of conductors incl. ground	outer-ø inch	outer-ø mm	cable weight ≈lbs/mft
▶ 18 AWG				
94441803	3	0.295	7.5	55
94441805	5	0.343	8.7	79
94441807	7	0.370	9.4	100
94441811	11	0.465	11.8	149
94441812	12	0.476	12.1	157
94441819	19	0.583	14.8	247
94441825	25	0.677	17.2	319
94441833	33	0.736	18.7	391
94441842	42	0.815	20.7	498
94441849	49	0.906	23.0	607
94441865	65	1.008	25.6	675

item no.	no. of conductors incl. ground	outer-ø inch	outer-ø mm	cable weight ≈lbs/mft
▶ 16 AWG				
94441603	3	0.323	8.2	70
94441605	5	0.409	10.4	96
94441607	7	0.539	13.7	166
94441611	11	0.555	14.1	191
94441612	12	0.634	16.1	196
94441619	19	0.642	16.3	307
94441625	25	0.736	18.7	395
94441633	33	0.815	20.7	475
94441642	42	0.949	24.1	612
94441649	49	1.004	25.5	748
94441665	65	1.122	28.5	998

2 conductor cable does not have ground
Other dimensions and colors are available on request



Possible on request:

- with black jacket as well as red conductors

* For red conductors add R at end of P/N, ie 94441803R



Tray Cables

TR 600 HD

Heavy duty tray cable
Type TC-ER



600V FT4 CSA AWM I/II A/B 90C 600V FT4 RoHS CE



Marking for TR 600 HD 32301604:

SAB NORTH AMERICA TR 600 HD 16 AWG 4c P/N 32301604 (UL) TC-ER 90C DRY 75C WET 600V OIL RES I/II SUN RES DIR BUR OR
WTTC 1000V OR AWM 21270 105C 600V OR c(UL) CIC-TC PVC/N 600V FT4 CSA AWM I/II A/B 90C 600V FT4 RoHS CE

Construction:

Conductor:	bare copper strands class K
Insulation:	special formulated PVC/Nylon
Color code:	black with numerical print* and one green/yellow ground** *Alpha-Numeric Alternate and Inverted, ie: 1-One
Stranding:	in layers
Jacket material:	TPE
Jacket color:	orange

Technical data:

Voltage:	UL-AWM / UL / c(UL): 600 V (UL) WTTC: 1000 V
Testing voltage:	2500 V
Min. bending radius:	7.5 x O.D.
Temperature range:	UL-AWM up to +105°C (UL) / c(UL) / CSA-AWM: up to +90°C -40°C
static:	
Burning characteristics:	(UL) / CSA FT4
Oil resistance I & II:	yes
Exposed runs:	yes
Cold bend test:	-40°C
Approvals:	UL TC-ER, UL WTTC, UR AWM, c(UL) CIC-TC, CSA AWM, CE, RoHS
Absence of harmful substances:	acc. to RoHS directive of the European Union see page O/30
Alt. Color code:	** Add B at the end of Part No. for Blue conductors: blue conductors with numbers; one white-blue conductor and green/yellow ground ** Add R at the end of Part No. for Red conductors: red conductors with numbers; one white-red conductor and green/yellow ground

E
18

Outstanding features:



- heavy duty tray cable and control and instrumentation cable
- UL-AWM recognized for 105°C
- extremely oil resistant
- WTTC: UL subject 2277
- TC: UL standard 1277
- CSA listed
- NFPA 79 for Industrial Machinery
- c(UL) CIC-TC FT4
- Class 1 Div 2 per NEC Article 501.4 (B)

item no.	no. of conductors incl. ground	outer-ø inch	outer-ø mm	cable weight ≈lbs/mft
▶ 18 AWG				
32301803	3	0.300	7.6	55
32301804	4	0.324	8.2	67
32301805	5	0.349	8.9	79
32301807	7	0.376	9.6	100
32301812	12	0.480	12.2	157
32301818	18	0.596	15.1	244
32301825	25	0.685	17.4	319
▶ 16 AWG				
32301603	3	0.321	8.2	70
32301604	4	0.348	8.8	81
32301605	5	0.376	9.6	96
32301607	7	0.412	10.5	166
32301612	12	0.527	13.4	196
32301618	18	0.646	16.4	300
32301625	25	0.746	18.9	395

item no.	no. of conductors incl. ground	outer-ø inch	outer-ø mm	cable weight ≈lbs/mft
▶ 14 AWG				
32301403	3	0.364	9.2	88
32301404	4	0.396	10.1	92
32301405	5	0.434	11.0	130
32301407	7	0.472	12.0	169
32301412	12	0.644	16.4	297
▶ 12 AWG				
32301203	3	0.403	10.2	120
32301204	4	0.440	11.2	150
32301205	5	0.479	12.2	182
32301207	7	0.526	13.4	240
32301212	12	0.719	18.3	420
▶ 10 AWG				
32301003	3	0.506	12.9	179
32301004	4	0.590	15.0	248
32301005	5	0.642	16.3	298

item no.	no. of conductors incl. ground	outer-ø inch	outer-ø mm	cable weight ≈lbs/mft
▶ 8 AWG				
32300804	4	0.756	19.2	385
32300805	5	0.826	21.0	465
▶ 6 AWG				
32300603	3	0.767	19.5	426
32300604	4	0.878	22.3	580
▶ 4 AWG				
32300404	4	1.061	26.9	845
32300405	5	1.179	29.9	1035
▶ 2 AWG				
32300204	4	1.235	31.4	1278
32300205	5	1.363	34.6	1575
▶ 1 AWG				
32300104	4	1.403	35.6	1605

2 conductor cable does not have ground
Other dimensions and colors are available on request



Possible on request:

- with gray or black jacket as well as blue or red conductors

* For blue conductors add B at end of P/N, for red add an R, ie 32301404B



Tray Cables

TR 600 C HD

Shielded heavy duty tray cable
Type TC-ER



600V FT4 CSA AWM I/II AB SOC 90C 600V FT4 RoHS



Marking for TR 600 C HD 32401604:

SAB NORTH AMERICA TR 600 C HD 16 AWG 4c P/N 32401604 (UL) TC-ER 90C DRY 75C WET 600V OIL RES I/II SUN RES DIR BUR OR WTTC
1000V OR AWM 21270 105C 600V OR c(UL) CIC-TC PVC/N 600V FT4 CSA AWM I/II A/B 90C 600V FT4 RoHS CE

Construction:

Conductor:	bare copper strands class K
Insulation:	special formulated PVC/Nylon
Color code:	black with numerical print* and one green/yellow earth ground** *Alpha-Numeric Alternate and Inverted, ie: 1-ONE
Stranding:	in layers
Inner jacket:	PVC, color black
Shielding:	tinned copper braiding, 85% coverage
Jacket material:	TPE
Jacket color:	orange

Technical data:

Voltage:	UL-AWM / (UL) / c(UL): 600 V (UL) WTTC: 1000 V
Testing voltage:	2500 V
Min. bending radius:	7.5 x O.D.
Temperature range:	UL-AWM (UL) / c(UL) / CSA-AWM: up to +105°C up to +90°C -40°C
<i>static:</i>	
Burning characteristics:	(UL) / CSA FT4
Oil resistance I & II:	yes
Exposed runs:	yes
Cold bend test:	-40°C
Approvals:	UL TC-ER, UL WTTC, UR AWM, c(UL) CIC-TC, CSA AWM, CE, RoHS
Absence of harmful substances:	acc. to RoHS directive of the European Union see page O/30
Alt. Color code:	** Add B at the end of Part No. for Blue conductors: blue conductors with numbers; one white-blue conductor and green/yellow ground ** Add R at the end of Part No. for Red conductors: red conductors with numbers; one white-red conductor and green/yellow ground

Outstanding features:

- heavy duty tray cable and control and instrumentation cable
- UL-AWM recognized for 105°C
- extremely oil resistant
- WTTC: UL subject 2277
- TC: UL standard 1277
- CSA listed
- NFPA 79 for Industrial Machinery
- c(UL) CIC-TC FT4
- Class 1 Div 2 per NEC Article 501.4 (B)

item no.	no. of conductors incl. ground	outer-ø inch	outer-ø mm	cable weight ≈lbs/mft
▶ 18 AWG				
32401803	3	0.385	9.8	99
32401804	4	0.408	10.4	113
32401805	5	0.433	11.0	126
32401807	7	0.460	11.7	151
32401812	12	0.599	15.2	250
32401818	18	0.700	17.8	352
32401825	25	0.783	19.9	449
▶ 16 AWG				
32401603	3	0.406	10.3	112
32401604	4	0.413	10.5	107
32401605	5	0.460	11.7	154
32401607	7	0.490	12.4	182
32401612	12	0.640	16.3	301
32401618	18	0.750	19.0	425
32401625	25	0.882	22.4	569

item no.	no. of conductors incl. ground	outer-ø inch	outer-ø mm	cable weight ≈lbs/mft
▶ 14 AWG				
32401403	3	0.450	11.4	138
32401404	4	0.480	12.2	149
32401407	7	0.584	14.8	257
▶ 12 AWG				
32401204	4	0.523	13.3	217
32401205	5	0.597	15.2	272
▶ 10 AWG				
32401004	4	0.698	17.7	366
▶ 8 AWG				
32400804	4	0.930	23.6	579
▶ 6 AWG				
32400604	4	1.023	26.0	793

item no.	no. of conductors incl. ground	outer-ø inch	outer-ø mm	cable weight ≈lbs/mft
▶ 4 AWG				
32400404	4	1.204	30.6	1157
▶ 2 AWG				
32400204	4	1.382	35.1	1579
▶ 1 AWG				
32400104	4	1.548	39.3	2815

2 conductor cable does not have ground
Other dimensions and colors are available on request



Possible on request:

- with gray or black jacket as well as blue or red conductors

* For blue conductors add B at end of P/N, for red add an R, ie 32401404B



Tray Cables

TR 600 Auto HD

Continuous flex heavy duty tray cable
Type TC-ER



600V FT4 CSA AWM I/II A/B 90C 600V FT4 RoHS CE



Marking for TR 600 Auto HD 32321604:

SAB NORTH AMERICA TR 600 Auto HD 16AWG/4c P/N 32321604 (UL) TC-ER 90C DRY 75 C WET 600V OIL RES I/II SUN RES DIR BUR OR
WTTC 1000V OR AWM 21270 105C 600V OR c(UL) CIC-TC PVC/N 600V FT4 CSA AWM I/II A/B 90C 600V FT4 RoHS CE

Construction:

Conductor:	bare copper strands class M
Insulation:	special formulated PVC/Nylon
Color code:	black with numerical print* and one green/yellow earth ground** *Alpha-Numeric Alternate and Inverted, ie: 1-ONE
Stranding:	in layers with fleece tape separator
Jacket material:	TPE
Jacket color:	black (RAL 9005)

Technical data:

Voltage:	UL-AWM / (UL) / c(UL): 600 V (UL) WTTC: 1000 V
Testing voltage:	2500 V
Min. bending radius:	<i>fixed installation:</i> 4 x O.D. <i>free movement:</i> 6 x O.D. <i>continuous flexing:</i> 10 x O.D.
Temperature range:	UL-AWM up to +105°C (UL) / c(UL) / CSA-AWM: up to +90°C <i>static:</i> -40°C
Cold bend test:	-40°C
Burning characteristics:	(UL) / CSA FT4
Oil resistance I & II:	yes
Exposed runs:	yes
Approvals:	UL TC-ER, UL WTTC, UR AWM, c(UL) CIC-TC, CSA AWM, CE, RoHS
Absence of harmful substances:	acc. to RoHS directive of the European Union see page O/30
Alt. Color code:	** Add B at the end of Part No. for Blue conductors: blue conductors with numbers; one white-blue conductor and green/yellow ground ** Add R at the end of Part No. for Red conductors: red conductors with numbers; one white-red conductor and green/yellow ground

E
20

Outstanding features:

- heavy duty tray cable and control and instrumentation cable
- UL-AWM 21270 recognized for 105°C
- extremely oil resistant
- WTTC: UL subject 2277
- TC: UL standard 1277
- CSA listed
- NFPA 79 for Industrial Machinery
- c(UL) CIC-TC FT4
- continuous flex applications
- Class 1 Div 2 per NEC Article 501.4 (B)

item no.	no. of conductors incl. ground	outer-ø inch	outer-ø mm	cable weight ≈lbs/mft
▶ 18 AWG				
32321803	3	0.302	7.7	48
32321804	4	0.325	8.3	58
32321805	5	0.350	8.9	75
32321807	7	0.405	10.3	94
32321812	12	0.480	12.2	134
32321818	18	0.589	15.0	214
32321825	25	0.714	18.1	307
▶ 16 AWG				
32321603	3	0.336	8.5	63
32321604	4	0.364	9.2	77
32321605	5	0.394	10.0	98
32321607	7	0.458	11.6	125
32321612	12	0.580	14.7	204
32321618	18	0.669	17.0	300
32321625	25	0.819	20.8	423

item no.	no. of conductors incl. ground	outer-ø inch	outer-ø mm	cable weight ≈lbs/mft
▶ 14 AWG				
32321403	3	0.361	9.2	82
32321404	4	0.391	9.9	102
32321405	5	0.423	10.7	125
32321407	7	0.495	12.6	169
32321412	12	0.625	15.9	282
▶ 12 AWG				
32321203	3	0.420	10.7	115
32321204	4	0.458	11.6	145
32321205	5	0.499	12.7	189
32321207	7	0.621	15.8	264
32321212	12	0.742	18.8	398
▶ 10 AWG				
32321003	3	0.506	12.9	179
32321004	4	0.590	15.0	248
32321005	5	0.642	16.3	298

item no.	no. of conductors incl. ground	outer-ø inch	outer-ø mm	cable weight ≈lbs/mft
▶ 8 AWG				
32320804	4	0.756	19.2	385
32320805	5	0.826	21.0	465
▶ 6 AWG				
32320603	3	0.767	19.5	426
32320604	4	0.879	22.3	580
▶ 4 AWG				
32320404	4	1.061	26.9	845
32320405	5	1.177	29.9	1035
▶ 2 AWG				
32320204	4	1.235	31.4	1278
32320205	5	1.363	34.6	1575

2 conductor cable does not have ground
Other dimensions and colors are available on request



Possible on request:

- with gray jacket as well as blue or red conductors

* For blue conductors add B at end of P/N, for red add an R, ie 32321404B

Tray Cables

TR 600 Auto C HD

Shielded continuous flex heavy duty tray cable
Type TC-ER



CSA AWM I/II A/B 90C 600V FT4 RoHS CE



Marking for TR 600 Auto C HD 32421604:

SAB NORTH AMERICA TR 600 Auto HD 16AWG/4c P/N 32421604 (UL) TC-ER 90C DRY 75 C WET 600V OIL RES I/II SUN RES DIR BUR OR WTTTC 1000V OR AWM 21270 105C 600V OR c(UL) CIC-TC PVC/N 600V FT4 CSA AWM I/II A/B 90C 600V FT4 RoHS CE

Construction:

Conductor:	bare copper strands class M
Insulation:	special formulated PVC/Nylon
Color code:	black with numerical print* and one green/yellow earth ground** *Alpha-Numeric Alternate and Inverted, ie: 1-ONE
Stranding:	in layers
Wrapping:	fleece binder
Shielding:	tinned copper braiding (85% coverage)
Separator:	tissue tape
Jacket material:	TPE
Jacket color:	black (RAL 9005)

Technical data:

Voltage:	UL-AWM / (UL) / c(UL): 600 V (UL) WTTTC: 1000 V
Testing voltage:	2500 V
Min. bending radius:	<i>fixed installation:</i> 5 x O.D. <i>free movement:</i> 10 x O.D. <i>continuous flexing:</i> 12 x O.D.
Temperature range:	UL-AWM up to +105°C (UL) / c(UL) / CSA-AWM: up to +90°C <i>static:</i> -40°C
Cold bend test:	-40°C
Burning characteristics:	(UL) / CSA FT4
Oil resistance I & II:	yes
Exposed runs:	yes
Approvals:	UL TC-ER, UL WTTTC, UR AWM, c(UL) CIC-TC, CSA AWM, CE, RoHS
Absence of harmful substances:	acc. to RoHS directive of the European Union see page O/30
Alt. Color code:	** Add B at the end of Part No. for Blue conductors: blue conductors with numbers; one white-blue conductor and green/yellow ground ** Add R at the end of Part No. for Red conductors: red conductors with numbers; one white-red conductor and green/yellow ground

Outstanding features:

- heavy duty tray cable and control and instrumentation cable
- UL-AWM 21270 recognized for 105°C
- extremely oil resistant
- WTTTC: UL subject 2277
- TC: UL standard 1277
- CSA listed
- NFPA 79 for Industrial Machinery
- c(UL) CIC-TC FT4
- continuous flex applications
- Class 1 Div 2 per NEC Article 501.4 (B)

item no.	no. of conductors incl. ground	outer-ø inch	outer-ø mm	cable weight ≈lbs/mft
▶ 18 AWG				
32421803	3	0.322	8.2	45
32421804	4	0.345	8.8	85
32421807	7	0.425	10.8	120
32421812	12	0.500	12.7	185
32421818	18	0.609	15.5	260
32421825	25	0.714	18.1	307
▶ 16 AWG				
32421603	3	0.356	9.0	78
32421604	4	0.384	9.8	100
32421605	5	0.414	10.5	127
32421607	7	0.478	12.1	145
32421612	12	0.600	15.2	245
32421618	18	0.669	17.0	337
32421625	25	0.883	22.4	541

item no.	no. of conductors incl. ground	outer-ø inch	outer-ø mm	cable weight ≈lbs/mft
▶ 14 AWG				
32421403	3	0.381	9.7	108
32421404	4	0.411	10.4	123
32421405	5	0.443	11.3	147
32421407	7	0.515	13.1	185
▶ 12 AWG				
32421204	4	0.478	12.1	178
32421205	5	0.519	13.2	210
32421207	7	0.586	14.9	272
▶ 10 AWG				
32421004	4	0.613	15.6	280
32421005	5	0.673	17.1	350
▶ 8 AWG				
32420804	4	0.785	19.9	450

item no.	no. of conductors incl. ground	outer-ø inch	outer-ø mm	cable weight ≈lbs/mft
▶ 6 AWG				
32420604	4	0.914	23.2	630
▶ 4 AWG				
32420404	4	1.094	27.8	945
▶ 2 AWG				
32420204	4	1.264	32.1	1450

2 conductor cable does not have ground
Other dimensions and colors are available on request



Possible on request:

- with blue or red conductors

* For blue conductors add B at end of P/N, for red add an R, ie 32421404B



Tray Cables

TR 600 Auto Combo C HD

Shielded heavy duty motor supply cable with one shielded pair
Type TC-ER and MTW



Marking for the TR 600 Auto Combo C HD 32431404:

SAB NORTH AMERICA · TR 600 AUTO COMBO C HD P/N 32431404 (UL) TC-ER 14 AWG/4C XHHW-2 +14 AWG/1PR 90C DRY/WET 600V OIL RES I/II SUN RES DIR BUR OR WTTC 1000V OR FLEXIBLE MOTOR SUPPLY CABLE OR AWM 21270 105C 600V OR C(UL) CIC-TC XLPE/PVC/N 600V FT4 CSA AWM I/II A/B 90C 600V FT4 CE ROHS

Construction:

Conductor:	tinned copper strands class M
Insulation:	special formulated crosslinked PE, pair: PVC/Nylon
Color code:	black conductors with consecutive white numbers and a green/yellow ground
Stranding:	signal conductors in pairs
Shielding:	pairwise with alu foil, tinned copper drain wire AWG 26 and braided with tinned copper wires
Wrapping:	pairwise with PETP foil
Stranding:	shielded signal pair(s) and power conductors in layers
Wrapping:	non-woven tape
Shielding:	double shielded, alu foil and tinned copper braiding
Jacket material:	TPE
Jacket color:	black (RAL 9005)

Technical data:

Voltage:	(UL) / c(UL): 600 V	UL-AWM / CSA-AWM: 1000 V	(UL) WTTC: 1000 V
Testing voltage:	2500 V		
Min. bending radius:	fixed installation: 5 x O.D. free movement: 10 x O.D. continuous flexing: 12 x O.D.		
Temperature range:	UL-AWM up to +105°C static: -40°C	(UL) / c(UL) / CSA-AWM: up to +90°C	
Cold bend test:	-40°C		
Burning characteristics:	(UL) / CSA FT4		
Oil resistance:	yes		
Sunlight resistance:	yes		
Exposed runs:	yes		
Direct burial:	yes		
Machinery area:	yes		
Approvals:	UL TC-ER, UL WTTC, UR AWM, c(UL) CIC-TC, CSA AWM, CE, RoHS		
Absence of harmful substances:	acc. to RoHS directive of the European Union see page O/30		

Outstanding features:

- WTTC: UL subject 2277
- TC: UL standard 1277
- c(UL)/c(UL) listed
- Class 1 Div 2 per NEC Article 501.4 (B)

item no.	dimensions	outer-ø		cable weight ≈lbs/mft
		inch	mm	
▶ 32431614	16 AWG/4c + 18 AWG/1pr	0.523	13.3	172
▶ 32431414	14 AWG/4c + 18 AWG/1pr	0.580	14.7	217
▶ 32431404	14 AWG/4c + 14 AWG/1pr	0.624	15.8	265
▶ 32431214	12 AWG/4c + 18 AWG/1pr	0.633	16.1	274
▶ 32431204	12 AWG/4c + 14 AWG/1pr	0.671	17.0	310
▶ 32431004	10 AWG/4c + 14 AWG/1pr	0.724	18.4	375
▶ 32430804	8 AWG/4c + 14 AWG/1pr	0.917	23.3	586

2 conductor cable does not have ground
Other dimensions and colors are available on request

E
22

Possible on request:

- with blue conductors

VFD Cables

VFD XLPE TR

Variable frequency drive - double shielded VFD cable with XLPE insulation
Type TC-ER



Marking for VFD XLPE TR 35681404:

SAB NORTH AMERICA VFD XLPE TR P/N 35681404 (UL) Type TC-ER 14AWG/3C RHW-2 CDRS + GNDG CDR 90C Dry/Wet 600V, Oil Res I & II, Sunlight Resistant, Direct Burial, (UL) WTTC 1000V, (UL) Flexible Motor Supply Cable, c(UL) CIC-TC XLPE 600V FT4, CSA AWM I/II A/B 90C 1000V FT4 RoHS CE

Construction:

Conductor:	tinned copper strands class K
Insulation:	special formulated crosslinked PE, ground wire PVC
Color code:	blackish gray conductors with consecutive white numbers and green/yellow ground
Stranding:	in layers
Shielding:	double shield, AMA foil and tinned copper braiding
Jacket material:	special sunlight and oil resistant copolymer
Jacket color:	black (RAL 9005)

Outstanding features:



- interconnection of variable frequency drive control device to variable frequency motors
- UL 90°C wet
- WTTC: UL subject 2277
- TC:-ER UL standard 1277
- UL flexible motor supply cable 1000 V
- crosslinked conductors, better for longer installations
- Oil Res I & II
- double shielded (100% shielded)
- Class 1 Div 2 per NEC Article 501.4 (B)

Technical data:

Voltage:	(UL) / c(UL): 600 V
	CSA-AWM: 1000 V
	(UL) WTTC: 1000 V
Testing voltage:	3000 V
Min. bending radius:	12 x O.D.
Temperature range:	(UL) / c(UL) / CSA-AWM: up to +90°C
<i>static:</i>	-40/105°C
Burning characteristics:	(UL) / CSA FT4
Oil resistance I & II:	yes
Sunlight resistance:	yes
Exposed runs:	yes
Cold bend test:	-40°C
Direct burial:	yes
Approvals:	UL TC-ER, UL WTTC, c(UL) CIC-TC, CSA AWM, CE, RoHS
Absence of harmful substances:	acc. to RoHS directive of the European Union see page O/30

E
23



- Temperature resistant down to -40°C
- Heavy duty application

Larger AWG Sizes - minimums may apply

item no.	AWG/c	outer-ø		cable weight ≈lbs/mft
		±10% inch	±10% mm	
▶ 35681104	1/0-4c	1.565	39.8	2168
▶ 35682104	2/0-4c	1.661	42.2	2550
▶ 35683104	3/0-4c	1.830	46.5	3135
▶ 35684104	4/0-4c	2.083	52.9	3844
▶ 35682504	250/4c	2.217	56.3	4566
▶ 35683504	350/4c	2.471	62.8	6106
▶ 35685004	500/4c	3.121	79.3	8609

2 conductor cable does not have ground

Other dimensions and colors are available on request

item no.	AWG/c	outer-ø		cable weight ≈lbs/mft
		±10% inch	±10% mm	
▶ 35681604	16/4c	0.477	12.1	125
▶ 35681404	14/4c	0.522	13.3	159
▶ 35681204	12/4c	0.592	15.0	214
▶ 35681004	10/4c	0.680	17.3	294
▶ 35680804	8/4c	0.886	22.5	556
▶ 35680604	6/4c	0.968	24.6	736
▶ 35680404	4/4c	1.090	27.7	1079
▶ 35680204	2/4c	1.247	31.7	1550
▶ 35680104	1/4c	1.444	36.7	1190

* UL TC-ER-JP (joist pull) available upon request

VFD Cables

VFD XLPE TR D

Variable frequency drive - double shielded VFD cable with drain wire and XLPE insulation, Type TC-ER



FT4, CSA AWM I/II A/B 90C 1000V FT4 RoHS CE



Marking for VFD XLPE TR D 35681404D:

SAB NORTH AMERICA VFD XLPE TR D P/N 35681404D (UL) Type TC-ER 14AWG/3C RHW-2 CDRS + GNDG CDR 90C Dry/Wet 600V, Oil Res I & II, Sunlight Resistant, Direct Burial, (UL) WTTC 1000V, (UL) Flexible Motor Supply Cable, c(UL) CIC-TC XLPE 600V FT4, CSA AWM I/II A/B 90C 1000V FT4 RoHS CE

Construction:

Conductor:	tinned copper strands class K
Insulation:	special formulated crosslinked PE, ground wire PVC
Color code:	blackish gray conductors with consecutive white numbers and green/yellow ground
Stranding:	in layers
Shielding:	double shield, AMA foil and tinned copper braiding and drain wire
Jacket material:	special sunlight and oil resistant copolymer
Jacket color:	black (RAL 9005)

Technical data:

Voltage:	(UL) / c(UL): 600 V
	CSA-AWM: 1000 V
	(UL) WTTC: 1000 V
Testing voltage:	3000 V
Min. bending radius:	12 x O.D.
Temperature range:	(UL) / c(UL) / CSA-AWM: up to +90°C
<i>static:</i>	-40/105°C
Burning characteristics:	(UL) / CSA FT4
Oil resistance I & II:	yes
Sunlight resistance:	yes
Exposed runs:	yes
Cold bend test:	-40°C
Direct burial:	yes
Approvals:	UL TC-ER, UL WTTC, c(UL) CIC-TC, CSA AWM, CE, RoHS
Absence of harmful substances:	acc. to RoHS directive of the European Union see page O/30

E
24

Outstanding features:

- interconnection of variable frequency drive control device to variable frequency motors
- UL 90°C wet
- WTTC: UL subject 2277
- TC-ER: UL standard 1277
- UL flexible motor supply cable 1000 V
- crosslinked conductors, better for longer installations
- Oil Res I & II
- double shielded (100% shielded)
- drain wire included
- Class 1 Div 2 per NEC Article 501.4 (B)

item no.	AWG/c	drain wire AWG	outer-ø		cable weight ≈lbs/mft
			±10% inch	±10% mm	
▶ 35681604D	16/4c	16	0.493	12.5	144
▶ 35681404D	14/4c	14	0.522	13.3	180
▶ 35681204D	12/4c	12	0.592	15.0	237
▶ 35681004D	10/4c	10	0.680	17.3	327
▶ 35680804D	8/4c	4x14	0.886	22.5	620
▶ 35680604D	6/4c	4x12	0.974	24.7	805
▶ 35680404D	4/4c	4x10	1.090	27.7	1150
▶ 35680204D	2/4c	4x8	1.247	31.7	1600

2 conductor cable does not have ground

Other dimensions and colors are available on request

* UL TC-ER-JP (joist pull) available upon request



- Temperature resistant down to -40°C
- Heavy duty application

VFD Cables

VFD XLPE TR Lean

Variable frequency drive - double shielded VFD cable with XLPE insulation
Type TC-ER



Marking for VFD XLPE TR LEAN 35661404:

SAB NORTH AMERICA VFD XLPE TR LEAN P/N 35661404 (UL) Type TC-ER 14AWG/3C XHHW-2 CDRS + GNDG CDR 90C Dry/Wet 600V, Oil Res I & II, Sunlight Resistant, Direct Burial, (UL) WTTC 1000V, (UL) Flexible Motor Supply Cable, c(UL) CIC-TC XLPE 600V FT4, CSA AWM I/II A/B 90C 1000V FT4 RoHS CE

Construction:

Conductor:	tinned copper strands class K
Insulation:	special formulated crosslinked PE, ground wire PVC
Color code:	blackish gray conductors with consecutive white numbers and green/yellow ground
Stranding:	in layers
Shielding:	double shield, AMA foil and tinned copper braiding
Jacket material:	special sunlight and oil resistant copolymer
Jacket color:	black (RAL 9005)

Outstanding features:



- interconnection of variable frequency drive control device to variable frequency motors
- UL 90°C wet
- WTTC: UL subject 2277
- TC-ER: UL standard 1277
- UL flexible motor supply cable 1000 V recommended for installations up to 100ft
- Oil Res I & II
- double shielded (100% shielded)
- Class 1 Div 2 per NEC Article 501.4 (B)

Technical data:

Voltage:	(UL) / c(UL): 600 V
	CSA-AWM: 1000 V
	(UL) WTTC: 1000 V
Testing voltage:	3000 V
Min. bending radius:	12 x O.D.
Temperature range:	(UL) / c(UL) / CSA-AWM: up to +90°C
<i>static:</i>	-40/105°C
Burning characteristics:	(UL) / CSA FT4
Oil resistance I & II:	yes
Sunlight resistance:	yes
Exposed runs:	yes
Cold bend test:	-40°C
Direct burial:	yes
Approvals:	UL TC-ER, UL WTTC, c(UL) CIC-TC, CSA AWM, CE, RoHS
Absence of harmful substances:	acc. to RoHS directive of the European Union see page O/30

E
25

item no.	AWG/c	outer-ø		cable weight ≈lbs/mft
		±10% inch	±10% mm	
▶ 35661804	18/4c	0.383	9.7	94
▶ 35661604	16/4c	0.423	10.7	120
▶ 35661404	14/4c	0.468	11.9	153
▶ 35661204	12/4c	0.530	13.5	207
▶ 35661004	10/4c	0.606	15.4	286
▶ 35660804	8 /4c	0.814	20.7	471

2 conductor cable does not have ground

Other dimensions and colors are available on request

* UL TC-ER-JP (joist pull) available upon request



- Temperature resistant down to -40°C
- Heavy duty application

VFD Cables

VFD Combo XLPE

Variable frequency drive - double shielded VFD cable with XLPE insulation and shielded pair, Type TC-ER



FT4 CSA AWM I/II A/B 90°C 1000V FT1 FT2 CE



Marking for VFD Combo XLPE 35691404:

SAB NORTH AMERICA VFD Combo XLPE P/N 35691404 (UL) Type TC-ER 14AWG/3C RHW-2 CDRS + GNDG CDR + 14AWG/1PR 90C Dry/Wet 600V,

Oil Res I & II, Sunlight Resistant, Direct Burial, (UL) WTTC 1000V, (UL) Flexible Motor Supply Cable, c(UL) CIC-TC XLPE 600V FT4, CSA AWM I/II A/B 90C 1000V FT4 RoHS CE

Construction:

Conductor:	tinned copper strands class K
Insulation:	special formulated crosslinked PE, ground wire: PVC, pair: PVC/Nylon
Color code:	blackish gray conductors with consecutive white numbers and green/yellow ground, pair is black with white #5 and #6
Stranding:	in layers
Shielding (pair):	aluminum foil and drain wire (drain wire same size as pair)
Shielding (overall):	double shield, AMA foil and tinned copper braiding
Jacket material:	special sunlight and oil resistant copolymer
Jacket color:	black (RAL 9005)

Technical data:

Voltage:	(UL) / c(UL): 600 V CSA-AWM: 1000 V (UL) WTTC: 1000 V
Testing voltage:	3000 V
Min. bending radius:	12 x O.D.
Temperature range:	(UL) / c(UL) / CSA-AWM: up to +90°C static: -40/105°C
Burning characteristics:	(UL) / CSA FT4
Oil resistance I & II:	yes
Sunlight resistance:	yes
Exposed runs:	yes
Cold bend test:	-40°C
Direct burial:	yes
Approvals:	UL TC-ER, UL WTTC, c(UL) CIC-TC, CSA AWM, CE, RoHS
Absence of harmful substances:	acc. to RoHS directive of the European Union see page O/30

E
26

Outstanding features:



- interconnection of variable frequency drive control device to variable frequency motors
- shielded pairs for a brake or temperature sensor
- WTTC: UL subject 2277
- TC-ER: UL standard 1277
- UL flexible motor supply cable 1000 V
- crosslinked conductors, better for longer installations
- Oil Res I & II
- double shielded (100% shielded)
- rated for UL 90°C wet
- Class 1 Div 2 per NEC Article 501.4 (B)



- Temperature resistant down to -40°C
- Heavy duty application

item no.	AWG/c	AWG/pair	outer-ø		cable weight ≈lbs/mft
			±10% inch	±10% mm	
▶ 35691614	16/4c	18/1pr	0.573	14.6	144
▶ 35691624D	16/4c	16/1pr	0.580	14.7	210
▶ 35691414	14/4c	18/1pr	0.616	15.6	175
▶ 35691404	14/4c	14/1pr	0.628	16.0	213
▶ 35691424D	14/4c	16/1pr	0.626	15.9	257
▶ 35691464	14/4c	18/2pr	0.662	16.8	254
▶ 35691214	12/4c	18/1pr	0.654	16.6	231
▶ 35691224D	12/4c	16/1pr	0.662	16.8	308
▶ 35691204	12/4c	14/1pr	0.667	16.9	277
▶ 35691264	12/4c	18/2pr	0.698	17.7	299
▶ 35691004	10/4c	14/1pr	0.736	18.7	354
▶ 35691024D	10/4c	16/1pr	0.746	18.9	417

* UL TC-ER-JP (joist pull) available upon request

item no.	AWG/c	AWG/pair	outer-ø		cable weight ≈lbs/mft
			±10% inch	±10% mm	
▶ 35691064	10/4c	18/2pr	0.762	19.4	383
▶ 35690804	8/4c	14/1pr	0.960	24.4	536
▶ 35690864	8/4c	18/2pr	0.961	24.4	576
▶ 35690604	6/4c	14/1pr	1.030	26.2	726
▶ 35690664	6/4c	16/2pr	1.032	26.2	766
▶ 35690404	4/4c	14/1pr	1.140	29.0	1011
▶ 35690464	4/4c	14/2pr	1.192	30.3	1068
▶ 35690204	2/4c	14/1pr	1.280	32.5	1401

2 conductor cable does not have ground
Other dimensions and colors are available on request
D means drain wire in P/N

VFD Cables

VFD XLPE Auto TR

Variable frequency drive - continuous flex double shielded VFD cable with XLPE insulation, Type TC-ER



Marking for VFD XLPE Auto TR 35781404:

SAB NORTH AMERICA VFD XLPE Auto TR 14 AWG/4C P/N 35781404 (UL) Type TC-ER 14AWG/4C RHW-2 90C Dry/Wet 600V, Oil Res I & II, Sunlight Resistant, Direct Burial, (UL) WTTC 1000V, (UL) Flexible Motor Supply Cable, c(UL) CIC-TC XLPE 600V FT4, CSA AWM I/II A/B 90C 1000V FT4 RoHS CE

Construction:

Conductor:	tinned copper strands class M
Insulation:	special formulated crosslinked PE
Color code:	blackish gray conductors with consecutive white numbers and green/yellow ground
Stranding:	in layers
Shielding:	double shield, AMA foil and tinned copper braiding
Jacket material:	special sunlight and oil resistant copolymer
Jacket color:	black (RAL 9005)

Outstanding features:



- interconnection of variable frequency drive control device to variable frequency motors
- UL 90°C wet
- WTTC: UL subject 2277
- TC-ER: UL standard 1277
- UL flexible motor supply cable 1000 V
- crosslinked conductors, better for longer installations
- Oil Res I & II
- double shielded (100% shielded)
- Class 1 Div 2 per NEC Article 501.4 (B)

Technical data:

Voltage:	(UL) / c(UL): 600 V
	CSA-AWM: 1000 V
	(UL) WTTC: 1000 V
Testing voltage:	3000 V
Min. bending radius:	12 x O.D.
Temperature range:	(UL) / c(UL) / CSA-AWM: up to +90°C
<i>static:</i>	-40/105°C
Burning characteristics:	(UL) / CSA FT4
Oil resistance I & II:	yes
Sunlight resistance:	yes
Exposed runs:	yes
Cold bend test:	-40°C
Direct burial:	yes
Approvals:	UL TC-ER, UL WTTC, c(UL) CIC-TC, CSA AWM, CE, RoHS
Absence of harmful substances:	acc. to RoHS directive of the European Union see page O/30

item no.	AWG/c	outer-ø		cable weight ≈lbs/mft
		±10% inch	±10% mm	
▶ 35781604	16/4c	0.512	13.0	129
▶ 35781404	14/4c	0.569	14.5	164
▶ 35781204	12/4c	0.646	16.4	220
▶ 35781004	10/4c	0.704	17.9	303
▶ 35780804	8/4c	0.909	23.1	567
▶ 35780604	6/4c	0.988	25.1	758
▶ 35780404	4/4c	1.173	29.8	1111

2 conductor cable does not have ground
Other dimensions and colors are available on request



- Temperature resistant down to -40°C
- Heavy duty application

VFD Cables

VFD Symmetrical XLPE TR

Variable frequency drive - double shielded VFD cable with XLPE insulation and 3 symmetrical grounds, Type TC-ER



600V FT4, CSA AWM I/II A/B 90C 1000V FT4 RoHS CE



Marking for VFD Symmetrical XLPE TR 35681003:

SAB NORTH AMERICA VFD Symmetrical XLPE TR P/N 35681003 (UL) TC-ER 10AWG/3C RHW-2 CDRS + 3 x 14 AWG GNDS 90C Dry/Wet, Oil Resistant I/II, Sunlight Resistant, Direct Burial, (UL) WTTC 1000V, (UL) Flexible Motor Supply Cable, c(UL) CIC-TC XLPE 600V FT4, CSA AWM I/II A/B 90C 1000V FT4 RoHS CE

Construction:

Conductor:	tinned copper strands class K
Insulation:	special formulated crosslinked PE
Color code:	blackish gray conductors with consecutive white numbers
Stranding:	in layers with 3 tinned ground wires in the interstices
Shielding:	double shield, AMA foil and tinned copper braiding
Jacket material:	special sunlight and oil resistant copolymer
Jacket color:	black (RAL 9005)

Technical data:

Voltage:	(UL) / c(UL): 600 V
	CSA-AWM: 1000 V
	(UL) WTTC: 1000 V
Testing voltage:	3000 V
Min. bending radius:	12 x O.D.
Temperature range:	(UL) / c(UL) / CSA-AWM: up to +90°C
<i>static:</i>	-40/105°C
Burning characteristics:	(UL) / CSA FT4
Oil resistance I & II:	yes
Sunlight resistance:	yes
Exposed runs:	yes
Cold bend test:	-40°C
Direct burial:	yes
Approvals:	UL TC-ER, UL WTTC, c(UL) CIC-TC, CSA AWM, CE, RoHS
Absence of harmful substances:	acc. to RoHS directive of the European Union see page O/30

E
28

Outstanding features:

- interconnection of variable frequency drive control device to variable frequency motors
- WTTC approval
- finer strand for better flexibility
- TC-ER: UL standard 1277
- UL flexible motor supply cable 1000 V
- crosslinked conductors, better for longer installations
- Oil Res I & II
- double shielded (100% shielded)
- 3 symmetrical grounds
- Class 1 Div 2 per NEC Article 501.4 (B)

item no.	AWG/c kcmil/c	ground wire n x AWG	±10% inch	outer-ø ±10% mm	cable weight ≈lbs/mft
▶ 35681403	14/3c	3x18	0.501	12.7	170
▶ 35681203	12/3c	3x16	0.570	14.5	230
▶ 35681003	10/3c	3x14	0.642	16.3	312
▶ 35680803	8/3c	3x14	0.811	20.6	465
▶ 35680603	6/3c	3x12	0.954	24.2	674
▶ 35680403	4/3c	3x12	1.062	27.0	877
▶ 35680203	2/3c	3x10	1.226	31.1	1266
▶ 35680103	1/3c	3x8	1.305	33.1	1545
▶ 35681103	1/0-3c	3x8	1.408	35.8	1757
▶ 35682103	2/0-3c	3x8	1.507	38.3	2167
▶ 35683103	3/0-3c	3x6	1.601	40.7	2508
▶ 35684103	4/0-3c	3x6	1.890	48.0	3060
▶ 35682503	250/3c	3x6	2.005	50.9	3680
▶ 35683503	350/3c	3x2	2.231	56.7	5170
▶ 35685003	500/3c	3x2	2.490	63.2	6353

Other dimensions and colors are possible on request



- Temperature resistant down to -40°C
- Heavy duty application

VFD Cables

VFD XLPE 2KV TR

Variable frequency drive - shielded VFD cable with three ground wires, 2 kV
Type TC-ER



Marking for VFD XLPE 2KV TR 8692103:

SAB NORTH AMERICA P/N 8692103 2/0 AWG/3/C RHW-2 2000V 3x6 AWG GNDS Shielded Type TC-ER SUN RES DIR BUR

Construction:

Conductor:	uncoated annealed copper strands acc. to ASTM B-3 and B-8
Insulation:	special formulated crosslinked PE
Color code:	black conductors with numbers with three ground wires
Stranding:	in layers with three uninsulated bare ground wires in the filler
Shielding:	uncoated 5mil copper tape shield with 50% overlap
Jacket material:	special sunlight resistant and flame retardant PVC
Jacket color:	black (RAL 9005)

Outstanding features:



- interconnection of variable frequency drive control device to variable frequency motors
- RHW-2: UL standard 44
- TC-ER: UL standard 1277
- IEEE 1202/FT4
- three bare ground wires for optimal performance
- Class 1 Div 2 per NEC Article 501.4 (B)

Technical data:

Voltage:	(UL): 2000 V
Testing voltage:	7500 V
Min. bending radius:	15 x O.D.
Temperature range:	(UL): up to +90°C -25°C
<i>static:</i>	
Burning characteristics:	(UL) FT4
Sunlight resistance:	yes
Moisture resistance:	yes
Exposed runs:	yes
Direct burial:	yes
Approvals:	UL TC-ER, RoHS
Absence of harmful substances:	acc. to RoHS directive of the European Union see page O/30

E
29

item no.	AWG/c kcmil/c	ground wire n x AWG	outer-ø		cable weight ≈lbs/mft
			±10% inch	±10% mm	
▶ 8690203	1/3c	3x8	1.266	32.2	1465
▶ 8691103	1/0-3c	3x6	1.384	35.2	1822
▶ 8692103	2/0-3c	3x6	1.476	37.5	2130
▶ 8693103	3/0-3c	3x5	1.582	40.2	2650
▶ 8694103	4/0-3c	3x4	1.800	45.7	3251
▶ 8692503	250/3c	3x2	1.978	50.2	3760
▶ 8692513	250/3c	3x4	1.835	46.6	3720
▶ 8693503	350/3c	3x2	2.130	54.1	5025
▶ 8695003	500/3c	3x1	2.402	61.0	6805

Other dimensions and colors are possible on request