


FLEXIBLE CONTROL CABLES



CSA PLWM I/II A/B 90°C 600V FT1 FT2 LL104758

www.sabcable.com
866-722-2974 ■ info@sabcable.com



Flexible Control Cables

Content



A
2

			page
Applications		A/3
Selection tables		A/4
PVC Control and Connection Cables			
■ CC 600		Oil resistant 90°C flexible control cable also available with blue or red conductors	A/5
■ CC 600 CY		Oil resistant 90°C flexible shielded control cable	A/6
■ CC 600 T		Oil resistant 105°C flexible control cable	A/7
■ CC 600 CY T		Oil resistant 105°C flexible shielded control cable	A/8
■ CC 600 MTW		Oil resistant 90°C flexible and machine tool cable	A/9
■ CC 600 MTW CY		Continuous flex control cable for small bending radius	A/10
■ CC 600 World	HAR	Oil resistant flexible control cable with international standards	A/11
■ CC 600 World CY	HAR	Oil resistant flexible shielded control cable with international standards	A/12
■ CC 500 B		Flexible control cable with colored conductors	A/13
■ CC 500		Flexible control cable with numbered conductors	A/14
■ CC 500 CY (TR)		Shielded flexible control cable with numbered conductors	A/15
■ CC 500 SY (TR)		Steel braided flexible control cable with numbered conductors	A/16
PUR Control and Connection Cables			
■ CC 600 P		Oil resistant, tear resistant, flexible PUR control cable, also available with blue or red conductors	A/17
■ CC 600 CP		Oil resistant, tear resistant, flexible PUR shielded control cable	A/18
■ CC 640 P		Halogen-free oil resistant control cable with colored conductors	A/19
■ CC 640 CP		Halogen-free oil resistant shielded control cable with colored conductors	A/20
■ CC 550 P		PUR-control cable with numbered cores, halogen-free and oil resistant	A/21
■ CC 550 CP		PUR control cable with numbered cores, halogen-free and oil resistant and overall copper shielding	A/22
■ SAB A 531 Rugged		Rugged, flexible control cable for indoor and outdoor use	A/23
TPE Control Cable with Extra Chemical Resistance			
■ CRX 600		TPE oil & chemical resistant 105°C flexible control cable	A/24
■ CRX 600 C		TPE oil & chemical resistant 105°C flexible shielded control cable	A/25

■ Applications of PVC control and connection cables

PVC control and connection cables are particularly suitable for control devices, e.g. on machine tools, conveyor or assembly lines, transporting equipment, production lines and construction of industrial plants. The cables can be moved after installation, especially for alignment and adjustment as well as inspection of machines, provided that the cables are not mechanically overloaded. Wherever a certain protection against electromagnetic interferences is requested, cables with a tinned copper shield can be used. These cables are not to be used for outdoor installation.

Exemplary applications:

CC 500 CC 600 CC 600 MTW	Construction of service cabinets and control devices, electrical technology, installation and packaging technologies, construction of textile machines, wood working machines and machine tools
CC 500 B	Construction of service cabinets, control devices and machine tools, data processing, packaging machine, textile and wood working machine construction and in cleaning appliances
CC 500 CY (TR) CC 600 CY CC 600 MTW CY	Car manufacturing industry, automation technologies, press and form engineering, machine tools, textile, printing and paper machine construction, iron and steel industries
CC 500 SY (TR)	Packaging and wood working machine construction, press engineering, energy technologies, plastics processing and textile machine construction, electrical technology, beverage racks
CC 600 World CC 600 World CY CC 600 T CC 600 CY T	Machine tool and packaging machine construction, material handling and automation technologies, car manufacturing industry, CNC-machines

■ Applications of PUR/TPE control cables

PUR/TPE control and connection cables are particularly suitable for control devices, e.g. on machine tools, conveyor or assembly lines, transporting equipment and production lines. They can be used at high mechanical loads for fixed installation or flexible applications with free movement, without tensile load and mechanically guided movement in dry, damp and wet rooms. These cables are used wherever abrasion resistance, notch resistance and oil and chemical resistance are strongly requested.

Exemplary applications:

CC 600 P CC 600 CP CC 640 P CC 640 CP CC 550 P CC 550 CP	PUR/TPE outer jacket is very well suited for: machine and industrial plant construction, material handling techniques (e.g. working platforms and transportation systems), car manufacturing industry, handling and automation technologies, iron, steel and chemical industries
---	--

■ Application of control cables with extra chemical resistance

These cables are multi-conductor 600 V control cables with UL recognition, chemical and oil resistant. The reduced outer diameter permits easy handling and installation in confined areas.

Exemplary applications:

CRX 600 CRX 600 C	Industrial painting machinery, water treatment facilities, chemical processing, harsh environments and areas utilizing various cleaning solvents. Control and power supply cables with extra chemical resistance, such as MEK, Acetone, Xylene, Turpentine
----------------------	--


Flexible Control Cables

Selection Table



A
4

		Cable Type	A/5	A/6	A/7	A/8	A/9	A/10	A/11	A/12	A/13	A/14	A/15	A/16	A/17	A/18	A/19	A/20	A/21	A/22	A/23	A/24	A/25				
Basic construction	Numbered conductors	CC 600	●	●	●	●	●	●	●	●	●	●	●	●	●	●	●	●	●	●	●	●	●	●			
	Colored conductors	CC 600 CY		●							●							●	●					●			
	Tinned copper shielding	CC 600 T		●		●		●		●				●			●			●					●		
	Steel wire protection	CC 600 CY T									●										●				●		
	Inner jacket	CC 600 MTW		●											●												
	Transparent outer jacket	CC 600 MTW CY													●												
Temperature range fixed installation*	+105°C	CC 600	●	●	●	●	●	●	●	●	●	●	●	●	●	●	●	●	●	●	●	●	●	●	●		
	+90°C	CC 600 CY	●	●	●	●	●	●	●	●	●	●	●	●	●	●	●	●	●	●	●	●	●	●	●		
	+70°C	CC 600 T	●	●	●	●	●	●	●	●	●	●	●	●	●	●	●	●	●	●	●	●	●	●	●		
	-25°C	CC 600 CY T	●	●	●	●	●	●	●	●	●	●	●	●	●	●	●	●	●	●	●	●	●	●	●		
	-30°C	CC 600 MTW	●	●	●	●	●	●	●	●	●	●	●	●	●	●	●	●	●	●	●	●	●	●	●		
	-40°C	CC 600 MTW CY	●	●	●	●	●	●	●	●	●	●	●	●	●	●	●	●	●	●	●	●	●	●	●		
Voltage	Nominal voltage Uo/U 300/500 V	CC 600	●	●	●	●	●	●	●	●	●	●	●	●	●	●	●	●	●	●	●	●	●	●	●		
	Nominal voltage Uo/U 450/750 V	CC 600 CY									● ¹														● ²		
	Voltage UL 600 V	CC 600 T	●	●	●	●	●	●	●	●	●	●	●	●	●	●	●	●	●	●	●	●	●	●	●	●	
	Voltage cUL 600 V	CC 600 CY T																								●	
	Voltage CSA 600 V	CC 600 MTW	●	●	●	●	●	●	●	●	●	●	●	●	●	●	●	●	●	●	●	●	●	●	●	●	
	Voltage CSA 1000 V	CC 600 MTW CY																								●	
	Testing voltage 2000 V	CC 600 World																								●	
	Testing voltage 3000 V	CC 600 World CY	●	●	●	●	●	●	●	●	●	●	●	●	●	●	●	●	●	●	●	●	●	●	●	●	●
	Testing voltage 4000 V	CC 500 B																								●	
Standards and approvals	Halogen-free acc. to IEC 60754-1 + VDE 0482-754-1	CC 600															●	●		●	●						
	Fire performance: Flame retardant and self-extinguishing acc. to IEC 60332-1-2 + VDE 0482-332-1-2	CC 600 CY	●	●	●	●	●	●	●	●	●	●	●	●	●	●	●	●	●	●	●	●	●	●	●	●	
	Fire performance: UL VW-1	CC 600 T	●	●	●	●	●	●	●	●	●	●	●	●	●	●	●	●	●	●	●	●	●	●	●	●	
	Fire performance: cUL FT1, FT2	CC 600 CY T																								●	
	Fire performance: CSA FT1, FT2	CC 600 MTW	●	●	●	●	●	●	●	●	●	●	●	●	●	●	●	●	●	●	●	●	●	●	●	●	
	VDE-Reg. no.	CC 600 MTW CY	●	●																							
	DIN VDE standardized	CC World																								●	
	<HAR> standardized	CC World CY																								●	
	UL recognized	CC 500 B	●	●	●	●	●	●	●	●	●	●	●	●	●	●	●	●	●	●	●	●	●	●	●	●	●
	cUL recognized	CC 500																								●	
	UL listed	CC 500 CY (TR)																								●	
CSA approved	CC 500 SY (TR)	●	●	●	●	●	●	●	●	●	●	●	●	●	●	●	●	●	●	●	●	●	●	●	●		
Characteristics	Oil resistance acc. to EN 50363-4-1 + VDE 0207-363-4-1	CC 600 P	●	●																							
	Oil resistance acc. to EN 50363-10-2 + VDE 0207-363-10-2	CC 600 CP																●	●	●	●						
	Oil resistance acc. to internal standard	CC 640 P																								●	
	Oil 60°C	CC 640 CP	●	●																						●	
	Oil rating 60°C acc. to UL 1581	CC 550 P																								●	
	Fuel oil acc. to CSA-C 22.2 No. 210	CC 550 CP	●	●																						●	
	Good chemical resistance	SAB A 531 Rugged																								●	
	Very good chemical resistance	CRX 600																								●	
	High mechanical loading capacity	CRX 600 C	●	●																						●	
	NFPA 79 for industrial machinery																									●	
	Impact and crushing test acc. to UL 1277																									●	
UV, weather, and salt water resistance																									●		
Battery acid resistance																									●		


 from 1 from 0.50 mm² to 1.50 mm²
 to 2 from 2.50 mm² to 50.0 mm²
 3 from 4.00 mm²

*The temperature range for flexible application is mentioned on the corresponding catalog page



www.sabcable.com
 866-722-2974 ■ info@sabcable.com

Flexible Control Cables

CC 600

Oil Resistant 90°C flexible control cable with black conductors



Marking for CC 600 2041604:

SAB BRÖCKSKES · D-VIERSEN · <VDE-REG 7000> 4x1.5mm² CC 600 16 AWG/4c 2041604 AWM Style 21216 90°C Oil 60°C 600V CSA AWM /II A/B 90°C F 600V FT1 FT2

A
5

Construction:

Conductor:	bare copper strands acc. to IEC 60228, VDE 0295, class 5
Insulation:	special PVC acc. to VDE and UL/CSA
Color code:	black conductors with consecutive numbers acc. to EN 50334 + VDE 0293-334, green/yellow ground from 3 conductors
Stranding:	in layers
Jacket material:	special oil resistant PVC acc. to VDE and UL/CSA
Jacket color:	gray (RAL 7000)

Technical data:

Nominal voltage:	Uo/U 300/500 V	
Voltage UL/CSA:	600 V	
Testing voltage:	conductor/conductor: 3000 V	
Min. bending radius:		
<i>fixed installation:</i>	4 x O.D.	
<i>free movement:</i>	6 x O.D.	
Radiation resistance:	8 x 10 ⁷ cJ/kg	
Temperature range:	DIN VDE	UL/CSA:
<i>static:</i>	-40/+70°C	up to +90°C
<i>flexible:</i>	+5/+70°C	
Burning characteristics:	flame retardant and self-extinguishing acc. to IEC 60332-1-2 + VDE 0482-332-1-2, UL VW-1, CSA FT1, FT2	
Oil resistance:	very good - TM5 acc. to EN 50363-4-1 + VDE 0207-363-4-1, Oil 60°C acc. to UL 758, Fuel Oil acc. to CSA-C 22.2 No. 210	
Chemical resistance:	see page O/11	
Approvals:	UR AWM, CSA AWM, CE, RoHS	
Absence of harmful substances:	acc. to RoHS directive of the European Union see page O/30	

Outstanding features:

- UL recognized, CSA approved
- high mechanical loading capacity
- oil resistant
- acc. to VDE-Reg no. 7000

item no.	no. of conductors incl. ground	outer-ø ±10% inch	outer-ø ±10% mm	cable weight ≈lbs/mft
▶ 20 AWG (≈ 16/32) • 0.50 mm²				
2042002	2	0.209	5.3	28
2042003	3	0.220	5.6	32
2042004	4	0.236	6.0	38
2042005	5	0.264	6.7	47
2042007	7	0.283	7.2	58
2042008	8	0.335	8.5	73
2042009	9	0.362	9.2	84
2042010	10	0.370	9.4	85
2042012	12	0.382	9.7	96
2042014	14	0.398	10.1	108
2042016	16	0.429	10.9	125
2042018	18	0.449	11.4	138
2042025	25	0.547	13.9	189
2042034	34	0.614	15.6	249
2042041	41	0.665	16.9	287
2042061	61	0.780	19.8	422
▶ 18 AWG (≈ 30/32) • 1.00 mm²				
2041802	2	0.236	6.0	37
2041803	3	0.252	6.4	46
2041804	4	0.276	7.0	55
2041805	5	0.307	7.8	69
2041807	7	0.335	8.5	86
2041809	9	0.425	10.8	122
2041810	10	0.433	11.0	125
2041812	12	0.445	11.3	142
2041814	14	0.476	12.1	165
2041815	15	0.500	12.7	180
2041818	18	0.535	13.6	209
2041825	25	0.646	16.4	285
2041834	34	0.728	18.5	376
2041841	41	0.783	19.9	434
2041850	50	0.882	22.4	533
2041861	61	0.933	23.7	649

item no.	no. of conductors incl. ground	outer-ø ±10% inch	outer-ø ±10% mm	cable weight ≈lbs/mft
▶ 16 AWG (≈ 27-29/30) • 1.50 mm²				
2041602	2	0.264	6.7	48
2041603	3	0.280	7.1	58
2041604	4	0.311	7.9	73
2041605	5	0.339	8.6	88
2041607	7	0.378	9.6	115
2041608	8	0.441	11.2	140
2041609	9	0.480	12.2	162
2041610	10	0.488	12.4	165
2041612	12	0.504	12.8	189
2041615	15	0.563	14.3	229
2041618	18	0.602	15.3	277
2041625	25	0.728	18.5	382
2041630	30	0.760	19.3	448
2041634	34	0.827	21.0	511
2041641	41	0.902	22.9	597
2041650	50	0.980	24.9	714
2041661	61	1.051	26.7	880
▶ 14 AWG (≈ 46/30) • 2.50 mm²				
2041402	2	0.319	8.1	73
2041403	3	0.339	8.6	89
2041404	4	0.374	9.5	112
2041405	5	0.417	10.6	140
2041407	7	0.457	11.6	177
2041409	9	0.587	14.9	267
2041412	12	0.618	15.7	296
2041418	18	0.736	18.7	432
2041425	25	0.909	23.1	607

item no.	no. of conductors incl. ground	outer-ø ±10% inch	outer-ø ±10% mm	cable weight ≈lbs/mft
▶ 12 AWG (≈ 52/28) • 4.00 mm²				
2041203	3	0.402	10.2	132
2041204	4	0.445	11.3	165
2041205	5	0.496	12.6	204
2041207	7	0.547	13.9	267
2041212	12	0.740	18.8	447
▶ 10 AWG (≈ 78/28) • 6.00 mm²				
2041003	3	0.476	12.1	191
2041004	4	0.520	13.2	236
2041005	5	0.587	14.9	296
2041007	7	0.669	17.0	403
▶ 8 AWG (≈ 69/26)				
2040803	3	0.618	15.7	333
2040804	4	0.689	17.5	411
2040805	5	0.768	19.5	503
▶ 6 AWG (≈ 110/26)				
2040604	4	0.839	21.3	632
2040605	5	0.945	24.0	799
▶ 4 AWG (≈ 175/26)				
2040404	4	1.043	26.5	985
▶ 2 AWG (≈ 272/26)				
2040204	4	1.197	30.4	1349
▶ 1 AWG (≈ 342/26)				
2040104	4	1.374	34.9	1902

2 conductor cable does not have ground
Other dimensions and colors are available on request



also available with blue, red or orange conductors and black or orange jacket



Flexible Control Cables

CC 600 CY

Oil Resistant 90°C flexible shielded control cable



Marking for CC 600 CY 2591804:

SAB BRÖCKSKES · D-VIERSEN · <VDE-REG 7000> 4x1.0mm² CC 600 CY 18 AWG/4c 2591804 AWM Style 21216 90°C 600V Oil 60°C CSA AWM III A/B 90°C F 600V FT1 FT2 CE

A
6

Construction:

Conductor: AWG 20 - 10:	bare copper strands acc. to IEC 60228, VDE 0295, class 5
AWG 8 - 1:	bare copper strands acc. to UL/CSA
Insulation:	special PVC acc. to VDE and UL/CSA
Color code:	black conductors with consecutive numbers acc. to EN 50334 + VDE 0293-334, green/yellow ground from 3 conductors
Stranding:	in layers
Inner Jacket:	special PVC acc. to VDE and UL/CSA
Shielding:	tinned copper braiding
Jacket material:	special oil resistant PVC acc. to VDE and UL/CSA
Jacket color:	gray (RAL 7000)

Technical data:

Nominal voltage:	U _o /U 300/500 V	
Voltage UL/CSA:	600 V	
Testing voltage:	conductor/conductor:	3000 V
	conductor/shielding:	2000 V
Min. bending radius:		
fixed installation:	5 x O.D.	
free movement:	10 x O.D.	
Radiation resistance:	5 x 10 ⁷ cJ/kg	
Temperature range:	DIN VDE	UL/CSA: up to +90°C
static:	-40/+70°C	
flexible:	+5/+70°C	
Burning characteristics:	flame retardant and self-extinguishing acc. to IEC 60332-1-2 + VDE 0482-332-1-2, UL VW-1, CSA FT1, FT2	
Oil resistance:	very good - TM5 acc. to DIN VDE 0281 part 1 + HD 21.1, Oil 60°C acc. to UL 758, Fuel Oil acc. to CSA-C 22.2 No. 210	
Chemical resistance:	see page O/11	
Approvals:	UR AWM, CSA AWM, CE, RoHS	
Absence of harmful substances:	acc. to RoHS directive of the European Union see page O/30	

Outstanding features:



- UL recognized, CSA approved
- high mechanical loading capacity
- oil resistant
- AWG 20 - AWG 10:
built acc. to VDE-Reg. no. 7000

item no.	no. of conductors incl. ground	outer-ø ±10% inch	outer-ø ±10% mm	cable weight ≈lbs/mft
▶ 20 AWG (≈ 16/32) ▪ 0.50 mm²				
2592002	2	0.291	7.4	55
2592003	3	0.311	7.9	64
2592004	4	0.331	8.4	73
2592005	5	0.358	9.1	85
2592007	7	0.378	9.6	98
2592010	10	0.469	11.9	148
2592012	12	0.492	12.5	163
2592025	25	0.657	16.7	288
▶ 18 AWG (≈ 30/32) ▪ 1.0 mm²				
2591802	2	0.327	8.3	71
2591803	3	0.339	8.6	79
2591804	4	0.370	9.4	95
2591805	5	0.402	10.2	117
2591807	7	0.437	11.1	140
2591809	9	0.535	13.6	195
2591812	12	0.555	14.1	218
2591818	18	0.642	16.3	310
2591825	25	0.772	19.6	411

item no.	no. of conductors incl. ground	outer-ø ±10% inch	outer-ø ±10% mm	cable weight ≈lbs/mft
▶ 16 AWG (≈ 27-29/30) ▪ 1.50 mm²				
2591602	2	0.358	9.1	87
2591603	3	0.374	9.5	98
2591604	4	0.406	10.3	122
2591605	5	0.433	11.0	144
2591607	7	0.480	12.2	176
2591612	12	0.614	15.6	274
2591618	18	0.724	18.4	394
2591625	25	0.878	22.3	548
▶ 14 AWG (≈ 46/30) ▪ 2.50 mm²				
2591403	3	0.441	11.2	144
2591404	4	0.476	12.1	172
2591405	5	0.520	13.2	206
2591407	7	0.567	14.4	256
2591412	12	0.744	18.9	418
2591418	18	0.874	22.2	585
2591425	25	1.028	26.1	773

item no.	no. of conductors incl. ground	outer-ø ±10% inch	outer-ø ±10% mm	cable weight ≈lbs/mft
▶ 12 AWG (≈ 52/28) ▪ 4.00 mm²				
2591203	3	0.512	13.0	201
2591204	4	0.555	14.1	243
2591205	5	0.602	15.3	285
2591207	7	0.665	16.9	372
▶ 10 AWG (≈ 78/28) ▪ 6.00 mm²				
2591003	3	0.587	14.9	273
2591004	4	0.630	16.0	323
2591005	5	0.705	17.9	406
2591007	7	0.772	19.6	511
▶ 8 AWG (≈ 69/26)				
2590804	4	0.807	20.5	531
▶ 6 AWG (≈ 110/26)				
2590604	4	0.957	24.3	746
▶ 4 AWG (≈ 175/26)				
2590404	4	1.157	29.4	1144
▶ 2 AWG (≈ 272/26)				
2590204	4	1.346	34.2	1564
▶ 1 AWG (≈ 342/26)				
2590104	4	1.441	36.6	1882

2 conductor cable does not have ground
Other dimensions and colors are available on request



also available with blue, red or orange conductors and black or orange jacket



Flexible Control Cables

CC 600 T

Oil Resistant 105°C flexible control cable



Marking for CC 600 T 2581604:

SAB BRÖCKSKES · D-VIERSEN · 2580415 4x1.5mm² CC 600 T 16 AWG/4c 2581604 AWM Style 2586 105°C 600V CSA AWM I/II A/B 105°C 600V FT1 FT2

A
7

Construction:

Conductor: AWG 20 - 10:	bare copper strands acc. to IEC 60228, VDE 0295, class 5
AWG 8 - 1:	bare copper strands acc. to UL/CSA
Insulation:	special heat resistant PVC
Color code:	black conductors with consecutive numbers acc. to EN 50334 + VDE 0293-334, green/yellow ground from 3 conductors
Stranding:	in layers
Jacket material:	special heat resistant PVC
Jacket color:	gray (RAL 7000)

Technical data:

Nominal voltage:	Uo/U 300/500 V	
Voltage UL/CSA:	600 V	
Testing voltage:	conductor/conductor: 2000 V	
Min. bending radius:		
fixed installation:	4 x O.D.	
free movement:	6 x O.D.	
Radiation resistance:	8 x 10 ⁷ cJ/kg	
Temperature range:	DIN VDE	UL/CSA: up to +105°C
static:	-40/+90°C	
flexible:	+5/+90°C	
short time use:	+105°C	
Burning characteristics:	flame retardant and self-extinguishing acc. to IEC 60332-1-2 + VDE 0482-332-1-2, UL VW-1, CSA FT1, FT2	
Oil resistance:	see page O/29	
Approvals:	UR AWM, CSA AWM, CE, RoHS	
Absence of harmful substances:	acc. to RoHS directive of the European Union see page O/30	

Outstanding features:



- UL recognized, CSA approved
- temperature range up to +105°C

item no.	no. of conductors incl. ground	outer-ø ±10% inch	outer-ø ±10% mm	cable weight ≈lbs/mft
▶ 20 AWG (≈ 16/32) ▪ 0.50 mm²				
2582002	2	0.209	5.3	26
2582003	3	0.220	5.6	31
2582004	4	0.236	6.0	36
2582005	5	0.264	6.7	45
2582007	7	0.283	7.2	56
2582008	8	0.335	8.5	69
2582010	10	0.370	9.4	81
2582012	12	0.382	9.7	93
2582014	14	0.398	10.1	103
2582016	16	0.429	10.9	120
2582018	18	0.449	11.4	133
2582025	25	0.547	13.9	183
▶ 19 AWG (≈ 23/32) ▪ 0.75 mm²				
2581903	3	0.244	6.2	38
2581904	4	0.264	6.7	46
2581905	5	0.295	7.5	57
2581907	7	0.323	8.2	72
2581908	8	0.378	9.6	88
2581910	10	0.417	10.6	103
2581912	12	0.429	10.9	118
2581914	14	0.449	11.4	132
2581916	16	0.480	12.2	153
2581918	18	0.508	12.9	169
2581925	25	0.614	15.6	232
▶ 18 AWG (≈ 30/32) ▪ 1.00 mm²				
2581802	2	0.236	6.0	36
2581803	3	0.252	6.4	44
2581804	4	0.276	7.0	53
2581805	5	0.307	7.8	66
02581807	7	0.335	8.5	83

item no.	no. of conductors incl. ground	outer-ø ±10% inch	outer-ø ±10% mm	cable weight ≈lbs/mft
▶ 18 AWG (≈ 30/32) ▪ 1.00 mm²				
2581808	8	0.390	9.9	101
2581810	10	0.433	11.0	120
2581812	12	0.445	11.3	137
2581814	14	0.476	12.1	159
2581818	18	0.535	13.6	202
2581825	25	0.646	16.4	276
▶ 16 AWG (≈ 27-29/30) ▪ 1.50 mm²				
2581602	2	0.264	6.7	46
2581603	3	0.280	7.1	56
2581604	4	0.311	7.9	71
2581605	5	0.339	8.6	85
2581607	7	0.378	9.6	112
2581608	8	0.441	11.2	135
2581610	10	0.488	12.4	160
2581612	12	0.504	12.8	183
2581614	14	0.535	13.6	212
2581616	16	0.563	14.3	238
2581618	18	0.602	15.3	269
2581625	25	0.728	18.5	370
▶ 14 AWG (≈ 46/30) ▪ 2.50 mm²				
2581402	2	0.319	8.1	71
2581403	3	0.339	8.6	86
2581404	4	0.374	9.5	108
2581405	5	0.417	10.6	134
2581407	7	0.457	11.6	171
2581408	8	0.543	13.8	210
2581410	10	0.598	15.2	249
2581412	12	0.618	15.7	288
2581418	18	0.736	18.7	421
2581425	25	0.909	23.1	591

item no.	no. of conductors incl. ground	outer-ø ±10% inch	outer-ø ±10% mm	cable weight ≈lbs/mft
▶ 12 AWG (≈ 52/28) ▪ 4.00 mm²				
2581203	3	0.402	10.2	128
2581204	4	0.445	11.3	161
2581205	5	0.496	12.6	198
2581207	7	0.547	13.9	259
▶ 10 AWG (≈ 78/28) ▪ 6.00 mm²				
2581003	3	0.476	12.1	185
2581004	4	0.520	13.2	230
2581005	5	0.587	14.9	288
▶ 8 AWG (≈ 69/26)				
2580804	4	0.669	17.0	374
2580805	5	0.744	18.9	454
▶ 6 AWG (≈ 110/26)				
2580604	4	0.823	20.9	507
▶ 4 AWG (≈ 175/26)				
2580404	4	1.008	25.6	897
▶ 2 AWG (≈ 272/26)				
2580204	4	1.197	30.4	1379
▶ 1 AWG (≈ 342/26)				
2580104	4	1.307	33.2	1628

2 conductor cable does not have ground
Other dimensions and colors are available on request

Flexible Control Cables

CC 600 CY T

Oil Resistant 105°C flexible shielded control cable



Marking for CC 600 CY T 2781604:

SAB BRÖCKSKES · D-VIERSEN · 4x1.5mm² CC 600 CY T 16 AWG/4c 2781604 AWM Style 2586 105°C 600V CSA AWM I/II A/B 105°C 600V FT1 FT2

A
8

Construction:

Conductor: AWG 20 - 10:	bare copper strands acc. to IEC 60228, VDE 0295, class 5
AWG 8 - 1:	bare copper strands acc. to UL/CSA
Insulation:	special heat resistant PVC
Color code:	black conductors with consecutive numbers acc. to EN 50334 + VDE 0293-334, green/yellow ground from 3 conductors
Stranding:	in layers with PETP foil over the outer layer
Shielding:	tinned copper braiding
Jacket material:	special heat resistant PVC
Jacket color:	gray (RAL 7000)

Technical data:

Nominal voltage:	U ₀ /U 300/500 V	
Voltage UL/CSA:	600 V	
Testing voltage:	conductor/conductor:	2000 V
	conductor/shielding:	2000 V
Min. bending radius:		
fixed installation:	5 x O.D.	
free movement:	10 x O.D.	
Radiation resistance:	8 x 10 ⁷ cJ/kg	
Temperature range:	DIN VDE	UL/CSA: up to +105°C
static:	-40/+90°C	
flexible:	+5/+90°C	
short time use:	+105°C	
Burning characteristics:	flame retardant and self-extinguishing acc. to IEC 60332-1-2 + VDE 0482-332-1-2, UL VW-1, CSA FT1, FT2	
Oil resistance:	acc. to internal standard, see page O/29	
Approvals:	UR AWM, CSA AWM, CE, RoHS	
Absence of harmful substances:	acc. to RoHS directive of the European Union see page O/30	

Outstanding features:



- UL recognized, CSA approved
- temperature range up to +105°C

item no.	no. of conductors incl. ground	outer-ø ±10% inch	outer-ø ±10% mm	cable weight ≈lbs/mft
▶ 20 AWG (≈ 16/32) ▪ 0.50 mm²				
2782002	2	0.228	5.8	31
2782003	3	0.244	6.2	38
2782004	4	0.260	6.6	44
2782007	7	0.311	7.9	67
2782012	12	0.417	10.6	118
2782015	15	0.457	11.6	141
2782025	25	0.575	14.6	215
▶ 18 AWG (≈ 30/32) ▪ 1.00 mm²				
2781802	2	0.260	6.6	40
2781803	3	0.272	6.9	50
2781804	4	0.303	7.7	62
2781805	5	0.327	8.3	75
2781807	7	0.362	9.2	96
2781812	12	0.480	12.2	165
2781815	15	0.535	13.6	204
2781818	18	0.563	14.3	230
2781825	25	0.681	17.3	325
2781850	50	0.917	23.3	606

item no.	no. of conductors incl. ground	outer-ø ±10% inch	outer-ø ±10% mm	cable weight ≈lbs/mft
▶ 16 AWG (≈ 27-29/30) ▪ 1.50 mm²				
2781602	2	0.283	7.2	50
2781603	3	0.307	7.8	64
2781604	4	0.331	8.4	78
2781605	5	0.366	9.3	97
2781607	7	0.406	10.3	130
2781612	12	0.539	13.7	214
2781615	15	0.598	15.2	264
2781618	18	0.646	16.4	319
2781625	25	0.772	19.6	431
2781650	50	1.016	25.8	792
▶ 14 AWG (≈ 46/30) ▪ 2.50 mm²				
2781403	3	0.366	9.3	93
2781404	4	0.402	10.2	124
2781405	5	0.449	11.4	153
2781407	7	0.492	12.5	194
2781412	12	0.661	16.8	335
2781418	18	0.780	19.8	476
2781425	25	0.941	23.9	658

item no.	no. of conductors incl. ground	outer-ø ±10% inch	outer-ø ±10% mm	cable weight ≈lbs/mft
▶ 12 AWG (≈ 52/28) ▪ 4.00 mm²				
2781203	3	0.429	10.9	138
2781204	4	0.476	12.1	177
2781205	5	0.520	13.2	215
2781207	7	0.591	15.0	291
▶ 10 AWG (≈ 78/28) ▪ 6.00 mm²				
2781003	3	0.500	12.7	196
2781004	4	0.547	13.9	245
2781005	5	0.606	15.4	302
▶ 8 AWG (≈ 69/26)				
2780804	4	0.705	17.9	404
▶ 6 AWG (≈ 110/26)				
2780604	4	0.886	22.5	648
▶ 4 AWG (≈ 175/26)				
2780404	4	1.087	27.6	911
▶ 2 AWG (≈ 272/26)				
2780204	4	1.240	31.5	1271
▶ 1 AWG (≈ 342/26)				
2780104	4	1.335	33.9	1573

2 conductor cable does not have ground
Other dimensions and colors are available on request



also available with blue, red or orange conductors and black or orange jacket

Flexible Control Cables

CC 600 MTW

Oil Resistant 90°C flexible control cable and machine tool cable



Marking for CC 600 MTW 35501604:

SAB BRÜCKSKES · D-VIERSEN · 4x1.5mm² CC 600 MTW 16 AWG/4c 35501604 (UL) Type MTW 600V AWM Style 21216 90°C Oil 60°C 600V CSA AWM I/II A/B 90°C 1000V FT1 FT2 CE

A
9

Construction:

Conductor:	bare copper strands acc. to IEC 60228, VDE 0295, class 5 UL standard 758 table 5.1, UL 1581 table 20.1
Insulation:	special formulated PVC/Nylon
Color code:	black conductors with consecutive numbers acc. to EN 50334 + VDE 0293-334, green/yellow ground from 3 conductors
Stranding:	in layers
Jacket material:	special oil resistant PVC
Jacket color:	gray (RAL 7000)

Technical data:

Voltage:	UL-AWM / (UL) 600 V	CSA 1000 V
Testing voltage:	conductor/conductor: 4000 V	
Min. bending radius:	<i>fixed installation:</i> 4 x O.D. <i>free movement:</i> 6 x O.D.	
Radiation resistance:	8 x 10 ⁷ cJ/kg	
Temperature range:	UL/CSA: -25/ +90°C	
Burning characteristics:	CSA FT1, FT2	
Oil resistance:	very good - TM5 acc. to EN 50363-4-1 + VDE 0207-363-4-1, Oil 60°C acc. to UL 758, Fuel Oil acc. to CSA-C 22.2 No. 210	
Impact and Crushing test:	acc. to UL 1277	
Machinery Area:	yes	
Approvals:	UL MTW, UR AWM, CSA AWM, CE, RoHS	
Absence of harmful substances:	acc. to RoHS directive of the European Union see page O/30	

Outstanding features:



- UL recognized, UL listed, CSA approved
- flexible cable for use as machine tool cable
- oil resistant
- NFPA 79 for industrial machinery

item no.	no. of conductors incl. ground	outer-ø ±10% inch	outer-ø ±10% mm	cable weight ≈lbs/mft
▶ 18 AWG (≈ 30/32) ▪ 1.00 mm²				
35501802	2	0.290	7.4	50
35501803	3	0.303	7.7	58
35501804	4	0.327	8.3	69
35501805	5	0.358	9.1	83
35501807	7	0.386	9.8	101
35501809	9	0.472	12.0	132
35501812	12	0.496	12.6	158
35501816	16	0.579	14.7	215
35501818	18	0.606	15.4	238
35501819	19	0.638	16.2	251
35501825	25	0.717	18.2	312
35501827	27	0.717	18.2	330
35501837	37	0.799	20.3	429
35501850	50	0.976	24.8	603
▶ 16 AWG (≈ 27-29/30) ▪ 1.50 mm²				
35501603	3	0.331	8.4	72
35501604	4	0.358	9.1	86
35501605	5	0.386	9.8	103
35501607	7	0.421	10.7	128
35501608	8	0.484	12.3	154
35501609	9	0.520	13.2	171
35501612	12	0.571	14.5	217
35501616	16	0.634	16.1	275
35501618	18	0.661	16.8	304
35501619	19	0.661	16.8	313

item no.	no. of conductors incl. ground	outer-ø ±10% inch	outer-ø ±10% mm	cable weight ≈lbs/mft
35501625	25	0.791	20.1	406
▶ 16 AWG (≈ 27-29/30) ▪ 1.50 mm²				
35501627	27	0.791	20.1	431
35501641	41	0.988	25.1	667
35501650	50	1.075	27.3	789
35501661	61	1.142	29.0	934
▶ 14 AWG (≈ 46/30) ▪ 2.50 mm²				
35501403	3	0.366	9.3	96
35501404	4	0.394	10.0	116
35501405	5	0.433	11.0	140
35501407	7	0.469	11.9	178
35501409	9	0.606	15.4	251
35501412	12	0.634	16.1	300
35501418	18	0.740	18.8	425
35501425	25	0.925	23.5	606
▶ 12 AWG (≈ 52/28) ▪ 4.00 mm²				
35501203	3	0.413	10.5	134
35501204	4	0.449	11.4	164
35501205	5	0.492	12.5	199
35501207	7	0.567	14.4	271
▶ 10 AWG (≈ 78/28) ▪ 6.00 mm²				
35501003	3	0.488	12.4	191
35501004	4	0.563	14.3	253
35501005	5	0.614	15.6	304
35501007	7	0.669	17.0	392

item no.	no. of conductors incl. ground	outer-ø ±10% inch	outer-ø ±10% mm	cable weight ≈lbs/mft
▶ 8 AWG (≈ 69/26)				
35500804	4	0.713	18.1	396
35500805	5	0.783	19.9	476
▶ 6 AWG (≈ 110/26)				
35500604	4	0.898	22.8	617
35500605	5	0.988	25.1	746
▶ 4 AWG (≈ 175/26)				
35500404	4	1.079	27.4	936
35500405	5	1.193	30.3	1131
▶ 2 AWG (≈ 272/26)				
35500204	4	1.252	31.8	1189
35500205	5	1.386	35.2	1611
▶ 1 AWG (≈ 342/26)				
35500104	4	1.350	34.3	1631

2 conductor cable does not have ground
Other dimensions and colors are available on request

Flexible Control Cables

CC 600 MTW CY

Oil resistant 90°C flexible shielded control cable and machine tool cable



A
10

Marking for CC 600 MTW CY 35601604:

SAB BRÖCKSKES · D-VIERSEN · 4x1.5mm² CC 600 MTW CY 16 AWG/4c 35601604 (UL) Type MTW 600V AWM Style 21216 90°C Oil 60°C 600V CSA AWM I/II A/B 90°C 1000V FT1 FT2 CE

Construction:

Conductor:	bare copper strands acc. to IEC 60228, VDE 0295, class 5, UL standard 758 table 5.1, UL 1581 table 20.1
Insulation:	special formulated PVC/Nylon
Color code:	black conductors with consecutive numbers acc. to EN 50334 + VDE 0293-334, green/yellow ground from 3 conductors
Stranding:	in layers
Wrapping:	non-woven tape
Shielding:	tinned copper braiding
Jacket material:	special oil resistant PVC
Jacket color:	gray (RAL 7000)

Outstanding features:



- UL recognized, (UL) listed, CSA approved
- flexible cable for use as machine tool cable
- oil resistant
- NFPA 79 for industrial machinery

Technical data:

Voltage:	UL-AWM / (UL) 600 V	CSA 1000 V
Testing voltage:	conductor/conductor: conductor/shielding:	4000 V 2000 V
Min. bending radius:	<i>fixed installation:</i> <i>free movement:</i>	5 x O.D. 10 x O.D.
Radiation resistance:		5 x 10 ⁷ cJ/kg
Temperature range:		UL/CSA: -25/ +90°C
Burning characteristics:		CSA FT1, FT2
Oil resistance:		very good - TM5 acc. to EN 50363-4-1 + VDE 0207-363-4-1, Oil 60°C acc. to UL 758, Fuel Oil acc. to CSA-C 22.2 No. 210
Impact and Crushing test:		acc. to UL 1277
Machinery Area:		yes
Approvals:		UL MTW, UR AWM, CSA AWM, CE, RoHS
Absence of harmful substances:		acc. to RoHS directive of the European Union see page O/30

item no.	no. of conductors incl. ground	outer-ø ±10% inch	outer-ø ±10% mm	cable weight ≈lbs/mft
▶ 18 AWG (≈ 30/32) ▪ 1.00 mm²				
35601803	3	0.335	8.5	65
35601804	4	0.362	9.2	78
35601805	5	0.390	9.9	95
35601807	7	0.417	10.6	112
35601809	9	0.512	13.0	164
35601812	12	0.563	14.3	197
35601816	16	0.626	15.9	267
35601818	18	0.654	16.6	290
35601819	19	0.685	17.4	309
35601825	25	0.764	19.4	376
35601827	27	0.764	19.4	394
35601837	37	0.890	22.6	539
35601850	50	1.024	26.0	691
▶ 16 AWG (≈ 27-29/30) ▪ 1.50 mm²				
35601603	3	0.362	9.2	79
35601604	4	0.390	9.9	94
35601605	5	0.413	10.5	120
35601607	7	0.461	11.7	149
35601608	8	0.555	14.1	202
35601609	9	0.594	15.1	233
35601612	12	0.626	15.9	269
35601616	16	0.681	17.3	333

item no.	no. of conductors incl. ground	outer-ø ±10% inch	outer-ø ±10% mm	cable weight ≈lbs/mft
▶ 16 AWG (≈ 27-29/30) ▪ 1.50 mm²				
35601618	18	0.713	18.1	362
35601619	19	0.713	18.1	372
35601625	25	0.882	22.4	515
35601627	27	0.882	22.4	539
35601641	41	1.035	26.3	756
35601650	50	1.122	28.5	880
35601661	61	1.189	30.2	1035
▶ 14 AWG (≈ 46/30) ▪ 2.50 mm²				
35601403	3	0.398	10.1	114
35601404	4	0.433	11.0	134
35601405	5	0.472	12.0	159
35601407	7	0.508	12.9	198
35601409	9	0.654	16.6	303
35601412	12	0.685	17.4	357
35601418	18	0.791	20.1	491
35601425	25	0.976	24.8	693
▶ 12 AWG (≈ 52/28) ▪ 4.00 mm²				
35601203	3	0.453	11.5	161
35601204	4	0.492	12.5	194
35601205	5	0.563	14.3	247
35601207	7	0.614	15.6	323

item no.	no. of conductors incl. ground	outer-ø ±10% inch	outer-ø ±10% mm	cable weight ≈lbs/mft
▶ 10 AWG (≈ 78/28) ▪ 6.00 mm²				
35601002	2	0.469	11.9	162
35601003	3	0.555	14.1	239
35601004	4	0.610	15.5	304
35601005	5	0.661	16.8	356
35601007	7	0.717	18.2	450
▶ 8 AWG (≈ 69/26)				
35600804	4	0.760	19.3	458
35600805	5	0.874	22.2	585
▶ 6 AWG (≈ 110/26)				
35600604	4	0.945	24	692
35600605	5	1.020	25.9	831
▶ 4 AWG (≈ 175/26)				
35600404	4	1.126	28.6	1022
35600405	5	1.240	31.5	1235
▶ 2 AWG (≈ 272/26)				
35600204	4	1.299	33.0	1434
35600205	5	1.433	36.4	1729
▶ 1 AWG (≈ 342/26)				
35600104	4	1.398	35.5	1576

2 conductor cable does not have ground
Other dimensions and colors are available on request

Flexible Control Cables

CC 600 World

Oil resistant flexible control cable with international standards



Marking for CC 600 World 2511604:

SAB BRÖCKSKES · D-VIERSEN · <VDE> <HAR> H05VV5-F 2510415 4G1.5mm² CC 600 World 16 AWG/4c 2511604 AWM Style 21216 90°C 600V Oil 60°C CSA AWM I/II A/B 90°C F 600V FT1 FT2 CE

A
11

Construction:

Conductor:	bare copper strands acc. to IEC 60228, VDE 0295, class 5
Insulation:	PVC, Tl2 acc. to EN 50363-3 + VDE 0207-363-3
Color code:	black conductors with consecutive numbers acc. to EN 50334 + VDE 0293-334, green/yellow ground from 3 conductors
Stranding:	in layers
Jacket materials:	PVC, TM5 acc. to EN 50363-4-1 + VDE 0207-363-4-1
Jacket color:	gray (RAL 7000)

Technical data:

Nominal voltage:	Uo/U 300/500 V	
Voltage UL/CSA:	600 V	
Testing voltage:	conductor/conductor: 3000 V	
Min. bending radius:		
<i>fixed installation:</i>	4 x O.D.	
<i>free movement:</i>	6 x O.D.	
Radiation resistance:	8 x 10 ⁷ cJ/kg	
Temperature range:	DIN VDE	UL/CSA: up to +90°C
<i>static:</i>	-40/+70°C	
<i>flexible:</i>	+5/+70°C	
Burning characteristics:	flame retardant and self-extinguishing acc. to IEC 60332-1-2 + VDE 0482-332-1-2, UL VW-1, CSA FT1, FT2	
Oil resistance:	very good - TM5 acc. to EN 50363-4-1 + VDE 0207-363-4-1	
Chemical resistance:	see page O/11	
Approvals:	UR AWM, CSA AWM, VDE, HAR, CE, RoHS	
Absence of harmful substances:	acc. to RoHS directive of the European Union see page O/30	

Outstanding features:



- flexible
- oil resistant
- UL, CSA, VDE and HAR standardized

item no.	no. of conductors incl. ground	outer-ø		cable weight ≈lbs/mft
		±10% inch	±10% mm	
▶ 20 AWG (≈ 16/32) • 0.50 mm²				
2512003	3	0.256	6.5	40
2512004	4	0.283	7.2	50
2512005	5	0.311	7.9	61
2512007	7	0.374	9.5	87
2512012	12	0.453	11.5	122
2512018	18	0.543	13.8	181
▶ 19 AWG (≈ 23/32) • 0.75 mm²				
2511903	3	0.280	7.1	49
2511904	4	0.311	7.9	60
2511905	5	0.315	8.0	65
2511907	7	0.409	10.4	105
2511912	12	0.508	12.9	154
2511918	18	0.602	15.3	224

item no.	no. of conductors incl. ground	outer-ø		cable weight ≈lbs/mft
		±10% inch	±10% mm	
▶ 18 AWG (≈ 30/32) • 1.00 mm²				
2511803	3	0.291	7.4	56
2511804	4	0.319	8.1	68
2511805	5	0.358	9.1	86
2511807	7	0.425	10.8	120
2511812	12	0.524	13.3	175
2511818	18	0.626	15.9	258
▶ 16 AWG (≈ 27-29/30) • 1.50 mm²				
2511603	3	0.331	8.4	75
2511604	4	0.374	9.5	95
2511605	5	0.417	10.6	119
2511607	7	0.504	12.8	169
2511612	12	0.618	15.7	247
2511618	18	0.740	18.8	363

item no.	no. of conductors incl. ground	outer-ø		cable weight ≈lbs/mft
		±10% inch	±10% mm	
▶ 14 AWG (≈ 46/30) • 2.50 mm²				
2511403	3	0.398	10.1	112
2511404	4	0.445	11.3	140
2511405	5	0.492	12.5	173
2511407	7	0.591	15.0	247
2511412	12	0.732	18.6	367
2511418	18	0.890	22.6	552

2 conductor cable does not have ground
Other dimensions and colors are available on request

Flexible Control Cables

CC 600 World CY

Oil resistant flexible shielded control cable with international standards



Oil 60°C CSA AWM I/II A/B 90°C F 600V FT1 FT2 CE



A
12

Marking for CC 600 World CY 2561612:

SAB BRÖCKSKES · D-VIERSEN · <VDE> <HAR> H05VVC4V5-K 2561215 12G1.5mm² CC 600 World CY 16 AWG/12c 2561612 AWM Style 21216 90°C 600V Oil 60°C CSA AWM I/II A/B 90°C F 600V FT1 FT2 CE

Construction:

Conductor:	bare copper strands acc. to IEC 60228, VDE 0295, class 5
Insulation:	PVC, T12 acc. to EN 50363-3 + VDE 0207-363-3
Color code:	black conductors with consecutive numbers acc. to EN 50334 + VDE 0293-334, green/yellow ground from 3 conductors
Stranding:	in layers
Inner Jacket:	PVC, TM2 acc. to EN 50363-4-1 + VDE 0207-363-4-1
Shielding:	tinned copper braiding
Jacket materials:	PVC, TM5 acc. to EN 50363-4-1 + VDE 0207-363-4-1
Jacket color:	gray (RAL 7000)

Outstanding features:



- good EMC characteristics
- flexible
- oil resistant
- UL, CSA, VDE and HAR standardized

Technical data:

Nominal voltage:	U ₀ /U 300/500 V	
Voltage UL/CSA:	600 V	
Testing voltage:	conductor/conductor:	3000 V
	conductor/shielding:	2000 V
Min. bending radius:		
<i>fixed installation:</i>	5 x O.D.	
<i>free movement:</i>	10 x O.D.	
Radiation resistance:	8 x 10 ⁷ cJ/kg	
Temperature range:	DIN VDE	UL/CSA: up to +90°C
<i>static:</i>	-40/+70°C	
<i>flexible:</i>	+5/+70°C	
Burning characteristics:	flame retardant and self-extinguishing acc. to IEC 60332-1-2 + VDE 0482-332-1-2, UL VW-1, CSA FT1, FT2	
Oil resistance:	very good - TM5 acc. to EN 50363-4-1 + VDE 0207-363-4-1	
Chemical resistance:	see page O/11	
Approvals:	UR AWM, CSA AWM, VDE, HAR, CE, RoHS	
Absence of harmful substances:	acc. to RoHS directive of the European Union see page O/30	

item no.	no. of conductors incl. ground	outer-ø ±10% inch	outer-ø ±10% mm	cable weight ≈lbs/mft
▶ 20 AWG (≈ 16/32) ▪ 0.50 mm²				
2562003	3	0.358	9.1	81
2562004	4	0.390	9.9	100
2562005	5	0.417	10.6	113
2562007	7	0.480	12.2	144
2562012	12	0.567	14.4	196
2562018	18	0.665	16.9	286
▶ 19 AWG (≈ 23/32) ▪ 0.75 mm²				
2561903	3	0.390	9.9	101
2561904	4	0.417	10.6	114
2561905	5	0.449	11.4	131
2561907	7	0.520	13.2	174
2561912	12	0.630	16.0	249
2561918	18	0.724	18.4	339

item no.	no. of conductors incl. ground	outer-ø ±10% inch	outer-ø ±10% mm	cable weight ≈lbs/mft
▶ 18 AWG (≈ 30/32) ▪ 1.00 mm²				
2561803	3	0.398	10.1	108
2561804	4	0.413	10.5	116
2561805	5	0.461	11.7	142
2561807	7	0.535	13.6	190
2561812	12	0.650	16.5	284
2561818	18	0.752	19.1	379
▶ 16 AWG (≈ 27-29/30) ▪ 1.50 mm²				
2561603	3	0.437	11.1	130
2561604	4	0.480	12.2	154
2561605	5	0.524	13.3	186
2561607	7	0.626	15.9	263
2561612	12	0.744	18.9	359
2561618	18	0.886	22.5	526

item no.	no. of conductors incl. ground	outer-ø ±10% inch	outer-ø ±10% mm	cable weight ≈lbs/mft
▶ 14 AWG (≈ 46/30) ▪ 2.50 mm²				
2561403	3	0.508	12.9	179
2561404	4	0.543	13.8	206
2561405	5	0.610	15.5	264
2561407	7	0.713	18.1	359
2561412	12	0.878	22.3	519
2561418	18	1.016	25.8	716

2 conductor cable does not have ground
Other dimensions and colors are available on request


Flexible Control Cables

CC 500 B

Flexible power control cable with colored conductors



SCM BRÖCKSKES · D-VIERSEN · Ö-J CC 500 B 4x1.5 mm² CE



Marking for CC 500 B 2050415:

SAB BRÖCKSKES · D-VIERSEN · Ö-J CC 500 B 4x1.5 mm² CE

A

13

Construction:

Conductor:	bare copper strands acc. to IEC 60228, VDE 0295, class 5
Insulation:	PVC, Tl2 acc. to EN 50363-3 + VDE 0207-363-3
Color code:	up to 5 conductors: HD 308, see below from 6 conductors: black conductors with consecutive numbers green/yellow ground from 3 conductors
Stranding:	in layers
Jacket materials:	PVC, TM2 acc. to EN 50363-4-1 + VDE 0207-363-4-1
Jacket color:	gray (RAL 7000)

Technical data:

Nominal voltage:	0.50 mm ² - 1.50 mm ² : U ₀ /U 300/500 V 2.50 mm ² - 50.0 mm ² : U ₀ /U 450/750 V
Testing voltage:	conductor/conductor: 3000 V
Min. bending radius:	<i>fixed installation:</i> 4 x O.D. <i>free movement:</i> 6 x O.D.
Radiation resistance:	8 x 10 ⁷ cJ/kg
Temperature range:	<i>static:</i> -40/+70°C <i>flexible:</i> +5/+70°C
Burning characteristics:	flame retardant and self-extinguishing acc. to IEC 60332-1-2 + VDE 0482-332-1-2
Oil resistance:	acc. to internal standard, see page O/29
Chemical resistance:	see page O/11
Approvals:	CE, RoHS
Absence of harmful substances:	acc. to RoHS directive of the European Union see page O/30

Outstanding features:



- flexible
- colored conductors
- small bending radius

item no.	no. of conductors incl. ground	outer-ø ±10% inch	±10% mm	cable weight ≈lbs/mft
▶ 20 AWG (≈ 16/32) ▪ 0.50 mm²				
2050205	2	0.189	4.8	22
2050305	3	0.201	5.1	27
2050405	4	0.217	5.5	32
2050505	5	0.244	6.2	41
2050705	7	0.264	6.7	50
▶ 19 AWG (≈ 23/32) ▪ 0.75 mm²				
2050207	2	0.220	5.6	31
2050307	3	0.224	5.7	35
2050407	4	0.244	6.2	43
2050507	5	0.264	6.7	52
2050707	7	0.295	7.5	67
▶ 18 AWG (≈ 30/32) ▪ 1.00 mm²				
2050210	2	0.217	5.5	32
2050310	3	0.240	6.1	42
2050410	4	0.256	6.5	50
2050510	5	0.280	7.1	62
2050710	7	0.315	8.0	81

item no.	no. of conductors incl. ground	outer-ø ±10% inch	±10% mm	cable weight ≈lbs/mft
▶ 16 AWG (≈ 27-29/30) ▪ 1.50 mm²				
2050215	2	0.244	6.2	43
2050315	3	0.256	6.5	53
2050415	4	0.299	7.6	69
2050515	5	0.315	8.0	81
2050715	7	0.350	8.9	108
▶ 14 AWG (≈ 46/30) ▪ 2.50 mm²				
2050225	2	0.346	8.8	81
2050325	3	0.374	9.5	101
2050425	4	0.417	10.6	128
2050525	5	0.457	11.6	156
2050725	7	0.504	12.8	200
▶ 12 AWG (≈ 52/28) ▪ 4.00 mm²				
2050340	3	0.425	10.8	143
2050440	4	0.472	12.0	179
2050540	5	0.516	13.1	220

item no.	no. of conductors incl. ground	outer-ø ±10% inch	±10% mm	cable weight ≈lbs/mft
▶ 10 AWG (≈ 78/28) ▪ 6.00 mm²				
2050360	3	0.500	12.7	204
2050460	4	0.555	14.1	256
2050560	5	0.618	15.7	313
2050760	7	0.681	17.3	412
▶ 8 AWG (≈ 69/26)				
2050361	3	0.622	15.8	331
2050461	4	0.701	17.8	421
2050561	5	0.776	19.7	526
▶ 6 AWG (≈ 110/26)				
2050462	4	0.831	21.1	628
▶ 4 AWG (≈ 175/26)				
2050463	4	1.004	25.5	978
▶ 2 AWG (≈ 272/26)				
2050464	4	1.134	28.8	1329
▶ 1 AWG (≈ 342/26)				
2050465	4	1.362	34.6	1860

2 conductor cable does not have ground
Other dimensions and colors are available on request

HD 308 color code: up to 5 conductors

- 1c: natural
- 2c: blue, brown
- 3c: green/yellow, blue, brown
- 4c: green/yellow, brown, black, gray
- 5c: green/yellow, blue, brown, black, gray

Flexible Control Cables

CC 500

Flexible control cable with numbered conductors



A
14
Marking for CC 500 2001215:
SAB BRÖCKSKES · D-VIERSEN · ÖZ-J <VDE-REG 7000> CC 500 12x1.5 mm² CE

Construction:

Conductor:	bare copper strands acc. to IEC 60228, VDE 0295, class 5
Insulation:	PVC, Tl2 acc. to EN 50363-3 + VDE 0207-363-3
Color code:	black conductors with consecutive numbers acc. to EN 50334 + VDE 0293-334, green/yellow ground from 3 conductors
Stranding:	in layers
Jacket materials:	PVC, TM2 acc. to EN 50363-4-1 + VDE 0207-363-4-1
Jacket color:	gray (RAL 7000)

Outstanding features:



- flexible
- numbered conductors
- small bending radius

Technical data:

Nominal voltage:	Uo/U 300/500 V
Testing voltage:	conductor/conductor: 3000 V
Min. bending radius:	
<i>fixed installation:</i>	4 x O.D.
<i>free movement:</i>	6 x O.D.
Radiation resistance:	8 x 10 ⁷ cJ/kg
Temperature range:	
<i>static:</i>	-40/+70°C
<i>flexible:</i>	+5/+70°C
Burning characteristics:	flame retardant and self-extinguishing acc. to IEC 60332-1-2 + VDE 0482-332-1-2
Oil resistance:	acc. to internal standard, see page O/29
Chemical resistance:	see page O/11
Approvals:	CE, RoHS
Absence of harmful substances:	acc. to RoHS directive of the European Union see page O/30

item no.	no. of conductors incl. ground	outer-ø ±10% inch	outer-ø ±10% mm	cable weight ≈lbs/mft
▶ 20 AWG (≈ 16/32) ▪ 0.50 mm²				
2000205	2	0.201	5.1	25
2000305	3	0.213	5.4	29
2000405	4	0.228	5.8	35
2000505	5	0.256	6.5	43
2000705	7	0.280	7.1	54
2000805	8	0.327	8.3	67
2000905	9	0.346	8.8	74
2001005	10	0.362	9.2	79
2001205	12	0.374	9.5	89
2001405	14	0.390	9.9	99
2001605	16	0.417	10.6	115
2001805	18	0.441	11.2	127
2002105	21	0.488	12.4	151
2002505	25	0.535	13.6	175
▶ 19 AWG (≈ 23/32) ▪ 0.75 mm²				
2000207	2	0.224	5.7	32
2000307	3	0.244	6.2	40
2000407	4	0.264	6.7	48
2000507	5	0.287	7.3	56
2000707	7	0.323	8.2	74
2000807	8	0.378	9.6	91
2000907	9	0.402	10.2	102
2001007	10	0.417	10.6	107
2001207	12	0.429	10.9	122
2001407	14	0.449	11.4	136
2001607	16	0.480	12.2	157
2001807	18	0.508	12.9	173
2002107	21	0.563	14.3	205
2002507	25	0.614	15.6	238
▶ 18 AWG (≈ 30/32) ▪ 1.00 mm²				
2000210	2	0.232	5.9	36
2000310	3	0.252	6.4	45
2000410	4	0.276	7.0	55
2000510	5	0.307	7.8	68
2000710	7	0.335	8.5	86
2000810	8	0.390	9.9	105
2000910	9	0.425	10.8	122
2002507	25	0.614	15.6	238

item no.	no. of conductors incl. ground	outer-ø ±10% inch	outer-ø ±10% mm	cable weight ≈lbs/mft
▶ 18 AWG (≈ 30/32) ▪ 1.00 mm²				
2001010	10	0.433	11.0	127
2001210	12	0.445	11.3	142
2001410	14	0.476	12.1	164
2001610	16	0.500	12.7	183
2001810	18	0.535	13.6	208
2002110	21	0.591	15.0	244
2002510	25	0.646	16.4	284
▶ 16 AWG (≈ 27-29/30) ▪ 1.50 mm²				
2000215	2	0.264	6.7	48
2000315	3	0.280	7.1	58
2000415	4	0.311	7.9	73
2000515	5	0.339	8.6	87
2000715	7	0.378	9.6	116
2000815	8	0.441	11.2	141
2000915	9	0.480	12.2	157
2001015	10	0.488	12.4	165
2001215	12	0.504	12.8	189
2001415	14	0.535	13.6	218
2001615	16	0.563	14.3	245
2001815	18	0.602	15.3	277
2002115	21	0.665	16.9	327
2002515	25	0.728	18.5	383
▶ 14 AWG (≈ 46/30) ▪ 2.50 mm²				
2000225	2	0.319	8.1	72
2000325	3	0.339	8.6	89
2000425	4	0.374	9.5	112
2000525	5	0.417	10.6	138
2000725	7	0.457	11.6	177
2000825	8	0.543	13.8	220
2000925	9	0.587	14.9	247
2001025	10	0.598	15.2	258
2001225	12	0.618	15.7	296
2001425	14	0.654	16.6	341
2001625	16	0.689	17.5	384
2001825	18	0.736	18.7	431
2002125	21	0.823	20.9	515
2002525	25	0.898	22.8	597

item no.	no. of conductors incl. ground	outer-ø ±10% inch	outer-ø ±10% mm	cable weight ≈lbs/mft
▶ 12 AWG (≈ 52/28) ▪ 4.00 mm²				
2000340	3	0.402	10.2	132
2000440	4	0.445	11.3	166
2000540	5	0.496	12.6	205
▶ 10 AWG (≈ 78/28) ▪ 6.00 mm²				
2000360	3	0.476	12.1	192
2000460	4	0.520	13.2	237
2000560	5	0.587	14.9	298
▶ 8 AWG (≈ 69/26)				
2000461	4	0.673	17.1	403
2000561	5	0.760	19.3	504
▶ 6 AWG (≈ 110/26)				
2000462	4	0.831	21.1	617
2000562	5	0.929	23.6	765
▶ 4 AWG (≈ 175/26)				
2000463	4	1.004	25.5	966
2000563	5	1.126	28.6	1211
▶ 2 AWG (≈ 272/26)				
2000464	4	1.161	29.5	1334
2000564	5	1.295	32.9	1668
▶ 1 AWG (≈ 342/26)				
2000465	4	1.335	33.9	1824

2 conductor cable does not have ground
Other dimensions and colors are available on request



even more than
100 conductors are
possible

Flexible Control Cables

CC 500 CY (TR)

Shielded flexible control cable with black conductors



Marking for CC 500 CY (TR) 2440410:

SAB BRÖCKSKES · D-VIERSEN · ÖZCüY-J (TR) <VDE-REG 7000> CC 500 CY (TR) 4x1.0mm² CE

A

15

Construction:

Conductor:	bare copper strands acc. to IEC 60228, VDE 0295, class 5
Insulation:	PVC, Tl2 acc. to EN 50363-3 + VDE 0207-363-3
Color code:	black conductors with consecutive numbers acc. to EN 50334 + VDE 0293-334, green/yellow ground from 3 conductors
Stranding:	in layers
Inner jacket:	PVC, TM2 acc. to EN 50363-4-1 + VDE 0207-363-4-1
Shielding:	tinned copper braiding
Jacket material:	PVC, TM2 acc. to EN 50363-4-1 + VDE 0207-363-4-1
Jacket color:	transparent

Technical data:

Nominal voltage:	U ₀ /U 300/500 V
Testing voltage:	conductor/conductor: 3000 V conductor/shielding: 2000 V
Min. bending radius:	<i>fixed installation:</i> 5 x O.D. <i>free movement:</i> 10 x O.D.
Radiation resistance:	8 x 10 ⁷ cJ/kg
Temperature range:	<i>static:</i> -40/+70°C <i>flexible:</i> +5/+70°C
Burning characteristics:	flame retardant and self-extinguishing acc. to IEC 60332-1-2 + VDE 0482-332-1-2
Oil resistance:	acc. to internal standard, see page O/29
Chemical resistance:	see page O/11
Approvals:	CE, RoHS
Absence of harmful substances:	acc. to RoHS directive of the European Union see page O/30

Outstanding features:



- good EMC characteristics
- flexible
- high mechanical loading capacity

item no.	no. of conductors incl. ground	outer-ø ±10% inch	outer-ø ±10% mm	cable weight ≈lbs/mft
▶ 20 AWG (≈ 16/32) ▪ 0.50 mm²				
2440205	2	0.287	7.3	48
2440305	3	0.307	7.8	56
2440405	4	0.319	8.1	62
2440505	5	0.343	8.7	72
2440705	7	0.374	9.5	87
2441205	12	0.476	12.1	141
2441805	18	0.551	14.0	190
2442505	25	0.654	16.6	261
2443405	34	0.720	18.3	326
2444205	42	0.776	19.7	388
2445005	50	0.839	21.3	440
2446105	61	0.890	22.6	513
▶ 19 AWG (≈ 23/32) ▪ 0.75 mm²				
2440207	2	0.319	8.1	67
2440307	3	0.331	8.4	75
2440407	4	0.358	9.1	85
2440507	5	0.382	9.7	101
2440707	7	0.417	10.6	120
2441207	12	0.539	13.7	178
2441807	18	0.626	15.9	243
2442507	25	0.740	18.8	343
2443407	34	0.827	21.0	435
2444207	42	0.874	22.2	512
2445007	50	0.953	24.2	587
2446107	61	1.012	25.7	687

item no.	no. of conductors incl. ground	outer-ø ±10% inch	outer-ø ±10% mm	cable weight ≈lbs/mft
▶ 18 AWG (≈ 30/32) ▪ 1.00 mm²				
2440210	2	0.327	8.3	73
2440310	3	0.339	8.6	81
2440410	4	0.370	9.4	97
2440510	5	0.394	10.0	111
2440710	7	0.437	11.1	136
2441210	12	0.563	14.3	204
2441810	18	0.650	16.5	284
2442510	25	0.772	19.6	392
2443410	34	0.854	21.7	507
2444210	42	0.909	23.1	597
2445010	50	0.992	25.2	685
2446110	61	1.063	27.0	798
▶ 16 AWG (≈ 27-29/30) ▪ 1.50 mm²				
2440215	2	0.358	9.1	83
2440315	3	0.374	9.5	98
2440415	4	0.398	10.1	113
2440515	5	0.441	11.2	140
2440715	7	0.480	12.2	167
2441215	12	0.622	15.8	265
2441815	18	0.728	18.5	376
2442515	25	0.854	21.7	513
2443415	34	0.953	24.2	650
2444215	42	1.016	25.8	777
2445015	50	1.118	28.4	914
2446115	61	1.185	30.1	1067

item no.	no. of conductors incl. ground	outer-ø ±10% inch	outer-ø ±10% mm	cable weight ≈lbs/mft
▶ 14 AWG (≈ 46/30) ▪ 2.50 mm²				
2440325	3	0.441	11.2	140
2440425	4	0.476	12.1	164
2440525	5	0.520	13.2	197
2440725	7	0.575	14.6	249
2441225	12	0.744	18.9	408
2441825	18	0.862	21.9	568

2 conductor cable does not have ground
Other dimensions and colors are available on request

Flexible Control Cables

CC 500 SY (TR)

Steel braided flexible control cable with black conductors



Marking for CC 500 SY (TR) 2180405:

SAB BRÖCKSKES · D-VIERSEN · ÖSZY-J (TR) <VDE-REG 7000> CC 500 SY (TR) 4x0.5mm² CE

A
16

Construction:

Conductor:	bare copper strands acc. to IEC 60228, VDE 0295, class 5
Insulation:	PVC, T12 acc. to EN 50363-3 + VDE 0207-363-3
Color code:	black conductors with consecutive numbers acc. to EN 50334 + VDE 0293-334, green/yellow ground from 3 conductors
Inner jacket:	PVC, TM2 acc. to EN 50363-4-1 + VDE 0207-363-4-1
Shielding:	galvanized steel wire braiding
Stranding:	in layers
Jacket materials:	PVC, TM2 acc. to EN 50363-4-1 + VDE 0207-363-4-1
Jacket color:	transparent

Technical data:

Nominal voltage:	Uo/U 300/500 V
Testing voltage:	conductor/conductor: 3000 V
Min. bending radius:	
<i>fixed installation:</i>	5 x O.D.
<i>free movement:</i>	10 x O.D.
Radiation resistance:	8 x 10 ⁷ cJ/kg
Temperature range:	
<i>static:</i>	-40/+70°C
<i>flexible:</i>	+5/+70°C
Burning characteristics:	flame retardant and self-extinguishing acc. to IEC 60332-1-2 + VDE 0482-332-1-2
Oil resistance:	acc. to internal standard, see page O/29
Chemical resistance:	see page O/11
Approvals:	CE, RoHS
Absence of harmful substances:	acc. to RoHS directive of the European Union see page O/30

Outstanding features:



- flexible
- high mechanical loading capacity

item no.	no. of conductors incl. ground	outer-ø ±10% inch	outer-ø ±10% mm	cable weight ≈lbs/mft
▶ 20 AWG (≈ 16/32) ▪ 0.50 mm²				
2180205	2	0.303	7.7	50
2180305	3	0.315	8.0	56
2180405	4	0.331	8.4	64
2180505	5	0.358	9.1	75
2180705	7	0.382	9.7	87
2181005	10	0.457	11.6	116
2181205	12	0.476	12.1	130
2181405	14	0.500	12.7	147
2181805	18	0.559	14.2	187
2182105	21	0.606	15.4	216
2182505	25	0.654	16.6	243
▶ 19 AWG (≈ 23/32) ▪ 0.75 mm²				
2180207	2	0.327	8.3	60
2180307	3	0.339	8.6	68
2180407	4	0.366	9.3	79
2180507	5	0.390	9.9	90
2180707	7	0.409	10.4	106
2180907	9	0.516	13.1	158
2181007	10	0.520	13.2	153
2181207	12	0.547	13.9	182
2181407	14	0.567	14.4	196
2181807	18	0.622	15.8	239
2182107	21	0.681	17.3	281
2182507	25	0.740	18.8	321
▶ 18 AWG (≈ 30/32) ▪ 1.00 mm²				
2180210	2	0.335	8.5	65
2180310	3	0.346	8.8	73
2180410	4	0.378	9.6	87
2180510	5	0.406	10.3	104
2180710	7	0.437	11.1	125
2180810	8	0.504	12.8	159
2180910	9	0.539	13.7	185
2181010	10	0.551	14.0	183

item no.	no. of conductors incl. ground	outer-ø ±10% inch	outer-ø ±10% mm	cable weight ≈lbs/mft
▶ 18 AWG (≈ 30/32) ▪ 1.00 mm²				
2181210	12	0.563	14.3	201
2181410	14	0.594	15.1	225
2181810	18	0.650	16.5	278
2182010	20	0.677	17.2	302
2182510	25	0.772	19.6	369
▶ 16 AWG (≈ 27-29/30) ▪ 1.50 mm²				
2180215	2	0.366	9.3	79
2180315	3	0.382	9.7	91
2180415	4	0.406	10.3	105
2180515	5	0.441	11.2	126
2180615	6	0.480	12.2	152
2180715	7	0.480	12.2	159
2180815	8	0.563	14.3	208
2180915	9	0.591	15.0	229
2181015	10	0.606	15.4	228
2181215	12	0.622	15.8	253
2181415	14	0.654	16.6	288
2181815	18	0.720	18.3	354
2182115	21	0.795	20.2	421
2182515	25	0.854	21.7	478
▶ 14 AWG (≈ 46/30) ▪ 2.50 mm²				
2180225	2	0.421	10.7	110
2180325	3	0.441	11.2	128
2180425	4	0.476	12.1	153
2180525	5	0.520	13.2	183
2180625	6	0.571	14.5	226
2180725	7	0.575	14.6	238
2181225	12	0.744	18.9	380
2181425	14	0.780	19.8	427
2181825	18	0.858	21.8	532
2182125	21	0.953	24.2	628
2182525	25	1.031	26.2	715

item no.	no. of conductors incl. ground	outer-ø ±10% inch	outer-ø ±10% mm	cable weight ≈lbs/mft
▶ 12 AWG (≈ 52/28) ▪ 4.00 mm²				
2180340	3	0.512	13.0	180
2180440	4	0.563	14.3	226
2180540	5	0.610	15.5	270
▶ 10 AWG (≈ 78/28) ▪ 6.00 mm²				
2180460	4	0.646	16.4	310
2180560	5	0.701	17.8	372
▶ 8 AWG (≈ 69/26)				
2180461	4	0.799	20.3	490
2180561	5	0.882	22.4	605
▶ 6 AWG (≈ 110/26)				
2180462	4	0.957	24.3	719
2180562	5	1.063	27.0	895
▶ 4 AWG (≈ 175/26)				
2180463	4	1.138	28.9	1097
2180563	5	1.276	32.4	1385
▶ 2 AWG (≈ 272/26)				
2180464	4	1.311	33.3	1506
2180564	5	1.449	36.8	1858

2 conductor cable does not have ground
Other dimensions and colors are available on request

Flexible Control Cables

CC 600 P

Oil resistant, tear resistant, flexible polyurethane control cable with black conductors



21060 80°C 600V CSA AWM I/II A/B 80°C 600V FT1 FT2 CE



Marking for CC 600 P 2611604:

SAB BRÖCKSKES · D-VIERSEN · 2610415 4x1.5mm² CC 600 P 16 AWG/4c 2611604 AWM Style 21060 80°C 600V CSA AWM I/II A/B 80°C 600V FT1 FT2 CE

Construction:

Conductor:	bare copper strands acc. to IEC 60228, VDE 0295, class 5
Insulation:	PVC, Tl2 acc. to EN 50363-3 + VDE 0207-363-3
Color code:	black conductors with consecutive numbers acc. to EN 50334 + VDE 0293-334, green/yellow ground from 3 conductors
Stranding:	in layers
Inner jacket:	from 12 AWG: PVC, TM2 acc. to EN 50363-3 + VDE 0207-363-3
Jacket material:	PU acc. to UL 758
Jacket color:	gray (RAL 7000)

Technical data:

Nominal voltage:	Uo/U 300/500 V	
Voltage UL/CSA:	600 V	
Testing voltage:	conductor/conductor: 2000 V	
Min. bending radius:		
<i>fixed installation:</i>	4 x O.D.	
<i>free movement:</i>	6 x O.D.	
Radiation resistance:	5 x 10 ⁷ cJ/kg	
Temperature range:	DIN VDE	UL/CSA: up to +80°C
<i>static:</i>	-40/+70°C	
<i>flexible:</i>	+5/+70°C	
Burning characteristics:	flame retardant and self-extinguishing acc. to IEC 60332-1-2 + VDE 0482-332-1-2, UL VW-1, CSA FT1, FT2	
Oil resistance:	very good - oil rating 60° C acc to UL 1581	
Chemical resistance:	good against acids, alkalines, solvents, hydraulic liquids etc.	
Approvals:	UR AWM, CSA AWM, CE, RoHS	
Absence of harmful substances:	acc. to RoHS directive of the European Union see page O/30	

Outstanding features:



- UL recognized, CSA approved
- oil resistant
- abrasion resistant
- notch resistant
- good chemical resistance

item no.	no. of conductors incl. ground	outer-ø ±10% inch	outer-ø ±10% mm	cable weight ≈lbs/mft
▶ 20 AWG (≈ 16/32) ▪ 0.50 mm²				
2612002	2	0.244	6.2	32
2612003	3	0.252	6.4	38
2612004	4	0.268	6.8	44
2612005	5	0.291	7.4	53
2612007	7	0.311	7.9	65
2612012	12	0.398	10.1	97
2612018	18	0.457	11.6	136
2612025	25	0.539	13.7	178
2612034	34	0.598	15.2	233
2612050	50	0.709	18.0	331
▶ 18 AWG (≈ 30/32) ▪ 1.00 mm²				
2611802	2	0.272	6.9	43
2611803	3	0.280	7.1	51
2611804	4	0.303	7.7	61
2611805	5	0.327	8.3	74
2611807	7	0.378	9.6	99
2611812	12	0.453	11.5	139
2611818	18	0.528	13.4	200
2611825	25	0.630	16.0	267
2611830	30	0.657	16.7	312
2611834	34	0.709	18.0	355
2611842	42	0.756	19.2	431
2611850	50	0.886	22.5	542

item no.	no. of conductors incl. ground	outer-ø ±10% inch	outer-ø ±10% mm	cable weight ≈lbs/mft
▶ 16 AWG (≈ 27-29/30) ▪ 1.50 mm²				
2611602	2	0.295	7.5	53
2611603	3	0.307	7.8	65
2611604	4	0.331	8.4	78
2611605	5	0.358	9.1	94
2611607	7	0.417	10.6	128
2611612	12	0.504	12.8	182
2611618	18	0.587	14.9	263
2611625	25	0.709	18.0	360
2611630	30	0.732	18.6	420
2611634	34	0.791	20.1	528
2611642	42	0.902	22.9	629
2611650	50	0.984	25.0	726
▶ 14 AWG (≈ 46/30) ▪ 2.50 mm²				
2611402	2	0.343	8.7	75
2611403	3	0.358	9.1	94
2611404	4	0.386	9.8	114
2611405	5	0.421	10.7	140
2611407	7	0.496	12.6	194
2611412	12	0.602	15.3	277
2611418	18	0.717	18.2	412
2611425	25	0.913	23.2	595

item no.	no. of conductors incl. ground	outer-ø ±10% inch	outer-ø ±10% mm	cable weight ≈lbs/mft
▶ 12 AWG (≈ 52/28) ▪ 4.00 mm²				
2611203	3	0.469	11.9	157
2611204	4	0.512	13.0	194
2611205	5	0.547	13.9	230
▶ 10 AWG (≈ 78/28) ▪ 6.00 mm²				
2611004	4	0.579	14.7	264
2611005	5	0.634	16.1	324
▶ 8 AWG (≈ 69/26)				
2610804	4	0.728	18.5	433

2 conductor cable does not have ground
Other dimensions and colors are available on request



also available with blue or red conductors and black or orange jacket

Flexible Control Cables

CC 600 CP

Oil resistant, tear resistant, shielded flexible polyurethane control cable with black conductors



A
18

Marking for CC 600 CP 2811604:

SAB BRÖCKSKES · D-VIERSEN · 2810415 4x1.5mm² CC 600 CP 16 AWG/4c 2811604 AWM Style 21060 80°C 600V CSA AWM I/II A/B 80°C 600V FT1 FT2 CE

Construction:

Conductor:	bare copper strands acc. to IEC 60228, VDE 0295, class 5
Insulation:	PVC, T12 acc. to EN 50363-3 + VDE 0207-363-3
Color code:	black conductors with consecutive numbers acc. to EN 50334 + VDE 0293-334, green/yellow ground from 3 conductors
Stranding:	in layers
Wrapping:	PETP foil
Shielding:	tinned copper braiding
Wrapping:	non-woven tape
Jacket materials:	PU acc. to UL 758
Jacket color:	gray (RAL 7000)

Technical data:

Nominal voltage:	U ₀ /U 300/500 V	
Voltage UL/CSA:	600 V	
Testing voltage:	conductor/conductor: 2000 V conductor/shielding: 2000 V	
Min. bending radius:	fixed installation: 5 x O.D. free movement: 10 x O.D.	
Radiation resistance:	5 x 10 ⁷ cJ/kg	
Temperature range:	DIN VDE static: -40/+70°C flexible: +5/+70°C	UL/CSA: up to +80°C
Burning characteristics:	flame retardant and self-extinguishing acc. to IEC 60332-1-2 + VDE 0482-332-1-2, UL VW-1, CSA FT1, FT2	
Oil resistance:	very good - oil rating 60° C acc to UL 1581	
Chemical resistance:	good against acids, alkalines, solvents, hydraulic liquids etc.	
Approvals:	UR AWM, CSA AWM, CE, RoHS	
Absence of harmful substances:	acc. to RoHS directive of the European Union see page O/30	

Outstanding features:



- UL recognized, CSA approved
- oil resistant
- abrasion resistant
- notch resistant
- good chemical resistance

item no.	no. of conductors incl. ground	outer-ø ±10% inch	outer-ø ±10% mm	cable weight ≈lbs/mft
▶ 20 AWG (≈ 16/32) ▪ 0.50 mm²				
2812002	2	0.264	6.7	42
2812003	3	0.276	7.0	47
2812004	4	0.291	7.4	54
2812005	5	0.315	8.0	64
2812007	7	0.335	8.5	75
2812012	12	0.417	10.6	112
2812018	18	0.488	12.4	165
2812025	25	0.567	14.4	211
▶ 19 AWG (≈ 23/32) ▪ 0.75 mm²				
2811902	2	0.283	7.2	48
2811903	3	0.295	7.5	55
2811904	4	0.315	8.0	64
2811905	5	0.339	8.6	75
2811907	7	0.390	9.9	99
2811912	12	0.465	11.8	147
2811918	18	0.531	13.5	200
2811925	25	0.646	16.4	278

item no.	no. of conductors incl. ground	outer-ø ±10% inch	outer-ø ±10% mm	cable weight ≈lbs/mft
▶ 18 AWG (≈ 30/32) ▪ 1.00 mm²				
2811802	2	0.291	7.4	53
2811803	3	0.303	7.7	61
2811804	4	0.327	8.3	72
2811805	5	0.350	8.9	85
2811807	7	0.402	10.2	113
2811809	9	0.457	11.6	135
2811812	12	0.480	12.2	167
2811818	18	0.555	14.1	233
2811825	25	0.669	17.0	324
2811850	50	0.917	23.3	595
▶ 16 AWG (≈ 27-29/30) ▪ 1.50 mm²				
2811603	3	0.331	8.4	75
2811604	4	0.354	9.0	89
2811605	5	0.382	9.7	107
2811607	7	0.449	11.4	151
2811612	12	0.531	13.5	212
2811618	18	0.634	16.1	319
2811625	25	0.744	18.9	421

item no.	no. of conductors incl. ground	outer-ø ±10% inch	outer-ø ±10% mm	cable weight ≈lbs/mft
▶ 14 AWG (≈ 46/30) ▪ 2.50 mm²				
2811403	3	0.382	9.7	106
2811404	4	0.409	10.4	127
2811405	5	0.453	11.5	161
2811407	7	0.528	13.4	219
2811409	9	0.614	15.6	265
2811412	12	0.650	16.5	333
2811418	18	0.752	19.1	473
2811425	25	0.949	24.1	667
▶ 12 AWG (≈ 52/28) ▪ 4.00 mm²				
2811203	3	0.445	11.3	156
2811204	4	0.480	12.2	189
2811205	5	0.524	13.3	228
▶ 10 AWG (≈ 78/28) ▪ 6.00 mm²				
2811003	3	0.516	13.1	217
2811004	4	0.559	14.2	265
2811005	5	0.618	15.7	335
▶ 8 AWG (≈ 69/26)				
2810804	4	0.748	19.0	465

2 conductor cable does not have ground
Other dimensions and colors are available on request



Drain wire available upon request.
Also available with blue or red conductors and black or orange jacket




Flexible Control Cables

CC 640 P

Halogen-free oil resistant control cable with colored conductors



Style 21127 75°C 600V CSA AWM I/II A/B 80°C 600V FT1 FT2 CE



Marking for CC 640 P 52681604:

SAB BRÖCKSKES · D-VIERSEN · 52680415 4x1.5mm² CC 640 P 16 AWG 4c 52681604 UL AWM Style 21127 75°C 600V CSA AWM I/II A/B 80°C 600V FT1 FT2 CE

A

19

Construction:

Conductor:	tinned copper strands acc. to IEC 60228, VDE 0295, class 5
Insulation:	SABIX®
Color code:	US 1, see below
Stranding:	in layers with a non-woven tape over the outer layer
Jacket material:	PUR, TMPU acc. to EN 50363-10-2 + VDE 0207-363-10-2
Jacket color:	yellow (RAL 1021)

Technical data:

Nominal voltage:	U ₀ /U 300/500 V	
Voltage UL/CSA:	600 V	
Testing voltage:	conductor/conductor: 3000 V	
Min. bending radius:		
<i>fixed installation:</i>	4 x O.D.	
<i>free movement:</i>	6 x O.D.	
Radiation resistance:	5 x 10 ⁷ cJ/kg	
Temperature range:	UL: up to +75°C	CSA: up to +80°C
	DIN VDE	
<i>static:</i>	-40/+90°C	
<i>flexible:</i>	+5/+90°C	
Halogen-free:	acc. to IEC 60754-1 + VDE 0482-754-1	
Burning characteristics:	flame retardant and self-extinguishing acc. to IEC 60332-1-2 + VDE 0482-332-1-2, UL VW-1, CSA FT1, FT2	
Oil resistance:	very good - TMPU acc. to EN 50363-10-2 + VDE 0207-363-10-2	
Flexibility:	very good	
Weather resistance:	very good	
Approvals:	UR AWM, CSA AWM, CE, RoHS	
Absence of harmful substances:	acc. to RoHS directive of the European Union see page O/30	

Outstanding features:



- UL recognized, CSA approved
- oil resistant
- abrasion resistant
- notch resistant
- good chemical resistance

item no.	no. of conductors	outer-ø		cable weight
		±10% inch	±10% mm	≈lbs/mft
▶ 18 AWG (≈ 30/32) ▪ 1.00 mm²				
52681802	2	0.276	7.0	41
52681803	3	0.291	7.4	48
52681804	4	0.311	7.9	58
52681805	5	0.335	8.5	68
52681807	7	0.362	9.2	85
52681812	12	0.457	11.6	134
▶ 16 AWG (≈ 27-29/30) ▪ 1.50 mm²				
52681602	2	0.299	7.6	50
52681603	3	0.315	8.0	60
52681604	4	0.339	8.6	73
52681605	5	0.366	9.3	87
52681607	7	0.398	10.1	111
52681612	12	0.504	12.8	175

item no.	no. of conductors	outer-ø		cable weight
		±10% inch	±10% mm	≈lbs/mft
▶ 14 AWG (≈ 46/30) ▪ 2.50 mm²				
52681402	2	0.331	8.4	68
52681403	3	0.350	8.9	83
52681404	4	0.378	9.6	102
52681405	5	0.409	10.4	122
52681407	7	0.445	11.3	158
▶ 12 AWG (≈ 52/28) ▪ 4.00 mm²				
52681203	3	0.425	10.8	128
52681204	4	0.461	11.7	157
52681205	5	0.504	12.8	191

item no.	no. of conductors	outer-ø		cable weight
		±10% inch	±10% mm	≈lbs/mft
▶ 10 AWG (≈ 78/28) ▪ 6.00 mm²				
52681003	3	0.484	12.3	172
52681004	4	0.528	13.4	216
52681005	5	0.579	14.7	271

Other dimensions and colors are available on request

US 1 color code:

#1- black, #2- white, #3- red, #4- green, #5- brown, #6- blue, #7- orange, #8- yellow, #9- violet, #10- gray, #11- pink, #12- beige


Flexible Control Cables

CC 640 CP

Halogen-free oil resistant shielded control cable with colored conductors



27 75°C 600V CSA AWM I/II A/B 80°C 600V FT1 FT2 CE



A
20

Marking for CC 640 CP 52841604:

SAB BRÖCKSKES · D-VIERSEN · 52840415 4x1.50mm² CC 640 CP 16 AWG/4c 52841604 AWM Style 21127 75°C 600V CSA AWM I/II A/B 80°C 600V FT1 FT2 CE

Construction:

Conductor:	tinned copper strands acc. to IEC 60228, VDE 0295, class 5
Insulation:	SABIX®
Color code:	US 1, see below
Stranding:	in layers with a non-woven tape over the outer layer
Shielding:	tinned copper braiding
Wrapping:	non-woven tape
Jacket material:	PUR, TPU acc. to EN 50363-10-2 + VDE 0207-363-10-2
Jacket color:	yellow (RAL 1021)

Technical data:

Nominal voltage:	Uo/U 300/500 V
Voltage UL/CSA:	600 V
Testing voltage:	conductor/conductor: 2000 V conductor/shielding: 2000V
Min. bending radius:	<i>fixed installation:</i> 5 x O.D. <i>free movement:</i> 10 x O.D.
Radiation resistance:	5 x 10 ⁷ cJ/kg
Temperature range:	UL: up to +75°C CSA: up to +80°C DIN VDE <i>static:</i> -40/+90°C <i>flexible:</i> +5/+90°C
Halogen-free:	acc. to IEC 60754-1 + VDE 0482-754-1
Burning characteristics:	flame retardant and self-extinguishing acc. to IEC 60332-1-2 + VDE 0482-332-1-2, UL VW-1, CSA FT1, FT2
Oil resistance:	very good - TPU acc. to EN 50363-10-2 + VDE 0207-363-10-2
Flexibility:	very good
Weather resistance:	very good
Approvals:	UR AWM, CSA AWM, CE, RoHS
Absence of harmful substances:	acc. to RoHS directive of the European Union see page O/30

Outstanding features:



- UL recognized, CSA approved
- oil resistant
- abrasion resistant
- notch resistant
- good chemical resistance
- good EMC characteristics

item no.	no. of conductors	outer-ø		cable weight ≈lbs/mft
		±10% inch	±10% mm	
▶ 18 AWG (≈ 30/32) ▪ 1.00 mm²				
52841802	2	0.315	8.0	56
52841803	3	0.327	8.3	64
52841804	4	0.346	8.8	74
52841805	5	0.374	9.5	86
52841807	7	0.398	10.1	105
52841812	12	0.504	12.8	167
▶ 16 AWG (≈ 27-29/30) ▪ 1.50 mm²				
52841602	2	0.339	8.6	67
52841603	3	0.354	9.0	78
52841604	4	0.378	9.6	91
52841605	5	0.406	10.3	106
52841607	7	0.437	11.1	132
52841612	12	0.551	14.0	212

item no.	no. of conductors	outer-ø		cable weight ≈lbs/mft
		±10% inch	±10% mm	
▶ 14 AWG (≈ 46/30) ▪ 2.50 mm²				
52841402	2	0.390	9.9	93
52841403	3	0.409	10.4	110
52841404	4	0.437	11.1	130
52841405	5	0.480	12.2	164
52841407	7	0.520	13.2	203
▶ 12 AWG (≈ 52/28) ▪ 4.00 mm²				
52841203	3	0.465	11.8	157
52841204	4	0.504	12.8	189
52841205	5	0.547	13.9	226

item no.	no. of conductors	outer-ø		cable weight ≈lbs/mft
		±10% inch	±10% mm	
▶ 10 AWG (≈ 78/28) ▪ 6.00 mm²				
52841003	3	0.531	13.5	215
52841004	4	0.575	14.6	261
52841005	5	0.646	16.4	331

Other dimensions and colors are available on request

US 1 color code:

#1- black, #2- white, #3- red, #4- green, #5- brown, #6- blue, #7- orange, #8- yellow, #9- violet, #10- gray, #11- pink, #12- beige



also available with
black or orange jacket

Flexible Control Cables

CC 550 P

PUR control cable with numbered conductors, halogen-free and oil resistant



A
21



Marking for CC 550 P 52791215:

SAB BRÖCKSKES · D-VIERSEN · CC 550 P 12x1.5mm² CE

Construction:

Conductor:	bare copper strands acc. to IEC 60228, VDE 0295, class 5
Insulation:	SABIX®
Color code:	black conductors with consecutive numbers acc. to EN 50334 + VDE 0293-334, green/yellow ground from 3 conductors
Stranding:	in layers
Jacket material:	PUR, TMPU acc. to EN 50363-10-2 + VDE 0207-363-10-2
Jacket color:	black (RAL 9005)

Outstanding features:



- halogen-free
- very good mechanical strength
- abrasion resistant
- notch resistant
- good chemical resistance
- oil resistant
- flame retardant
- sunlight resistant
- weather resistant

Technical data:

Nominal voltage:	Uo/U 300/500 V
Testing voltage:	conductor/conductor: 2000 V
Min. bending radius:	
<i>fixed installation:</i>	4 x O.D.
<i>free movement:</i>	6 x O.D.
Temperature range:	
<i>static:</i>	-40/+90°C
<i>flexible:</i>	+30/+90°C
Halogen-free:	acc. to IEC 60754-1 + VDE 0482-754-1
Burning characteristics:	flame retardant and self-extinguishing acc. to IEC 60332-1-2 + VDE 0482-332-1-2
Oil resistance:	very good - TMPU acc. to EN 50363-10-2 + VDE 0207-363-10-2
Chemical resistance:	good against acids, alkalines, solvents, hydraulic liquids etc.
Flexibility:	very good
Weather resistance:	good
Approvals:	CE, RoHS
Absence of harmful substances:	acc. to RoHS directive of the European Union see page O/30

item no.	no. of conductors incl. ground	outer-ø		cable weight
		±10% inch	±10% mm	≈lbs/mft
▶ 18 AWG (≈ 30/32) ▪ 1.00 mm²				
52790210	2	0.244	6.2	35
52790310	3	0.256	6.5	42
52790510	5	0.303	7.7	62
52790710	7	0.327	8.3	79
52791210	12	0.437	11.1	132
52791810	18	0.508	12.9	176
52792410	24	0.606	15.4	248
52793610	36	0.689	17.5	353
52795010	50	0.819	20.8	485
52797210	72	0.996	25.3	702

item no.	no. of conductors incl. ground	outer-ø		cable weight
		±10% inch	±10% mm	≈lbs/mft
▶ 16 AWG (≈ 27-29/30) ▪ 1.50 mm²				
52790215	2	0.268	6.8	44
52790315	3	0.283	7.2	54
52790515	5	0.335	8.5	81
52790715	7	0.362	9.2	101
52791215	12	0.488	12.4	173
52791815	18	0.567	14.4	248
52792415	24	0.677	17.2	333

item no.	no. of conductors incl. ground	outer-ø		cable weight
		±10% inch	±10% mm	≈lbs/mft
▶ 14 AWG (≈ 46/30) ▪ 2.50 mm²				
52790325	3	0.335	8.5	81
52790425	4	0.362	9.2	101
▶ 12 AWG (≈ 52/28) ▪ 4.00 mm²				
52790540	5	0.476	12.1	185
▶ 10 AWG (≈ 78/28) ▪ 6.00 mm²				
52790460	4	0.5	12.7	215
2 conductor cable does not have ground				
Other dimensions and colors are available on request				



Application example: for the flexible laying in building and utility vehicles

Flexible Control Cables

CC 550 CP

PUR control cable with numbered conductors, halogen-free, oil resistant and overall copper shielding



A
22

Marking for CC 550 CP 52951210:

SAB BRÖCKSKES · D-VIERSEN · CC 550 CP 12x1.0mm² CE

Construction:

Conductor:	bare copper strands acc. to IEC 60228, VDE 0295, class 5
Insulation:	SABIX®
Color code:	black conductors with consecutive numbers acc. to EN 50334 + VDE 0293-334, green/yellow ground from 3 conductors
Stranding:	in layers
Wrapping:	PETP foil
Shielding:	tinned copper braiding
Jacket material:	PUR, TMPU acc. to EN 50363-10-2 + VDE 0207-363-10-2
Jacket color:	black (RAL 9005)

Technical data:

Nominal voltage:	Uo/U 300/500 V
Testing voltage:	conductor/conductor: 2000 V conductor/shielding: 2000V
Min. bending radius:	
<i>fixed installation:</i>	5 x O.D.
<i>free movement:</i>	10 x O.D.
Temperature range:	
<i>static:</i>	-40/+90°C
<i>flexible:</i>	-30/+90°C
Halogen-free:	acc. to IEC 60754-1 + VDE 0482-754-1
Burning characteristics:	flame retardant and self-extinguishing acc. to IEC 60332-1-2 + VDE 0482-332-1-2
Oil resistance:	very good - TMPU acc. to EN 50363-10-2 + VDE 0207-363-10-2
Chemical resistance:	good against acids, alkalines, solvents, hydraulic liquids etc.
Flexibility:	very good
Weather resistance:	good
Approvals:	CE, RoHS
Absence of harmful substances:	acc. to RoHS directive of the European Union see page O/30

Outstanding features:



- halogen-free
- very good mechanical strength
- abrasion resistant
- notch resistant
- good chemical resistance
- good EMC characteristics
- oil resistant
- flame retardant
- sunlight resistant
- weather resistant

item no.	no. of conductors incl. ground	outer-ø ±10% inch	outer-ø ±10% mm	cable weight ≈lbs/mft
▶ 20 AWG (≈ 16/32) ▪ 0.50 mm²				
52950705	7	0.303	7.7	62
52951805	18	0.461	11.7	146
52953605	36	0.618	15.7	269
▶ 18 AWG (≈ 30/32) ▪ 1.00 mm²				
52951210	12	0.469	11.9	157
52954210	42	0.795	20.2	486

item no.	no. of conductors incl. ground	outer-ø ±10% inch	outer-ø ±10% mm	cable weight ≈lbs/mft
▶ 16 AWG (≈ 27-29/30) ▪ 1.50 mm²				
52950315	3	0.307	7.8	65
52950515	5	0.358	9.1	95
52951815	18	0.622	15.8	305
▶ 14 AWG (≈ 46/30) ▪ 2.50 mm²				
52950725	7	0.480	12.2	189

2 conductor cable does not have ground
Other dimensions and colors are available on request



Application example: for the flexible laying in building and utility vehicles

Flexible Control Cables

SAB A 531 Rugged

Rugged, flexible polyurethane control cable for indoor and outdoor use



BRÜCKSKES · D-VIERSEN · SAB A 531 Rugged 12x1.0mm² CE



Marking for SAB A 531 Rugged 53101210:

SAB BRÜCKSKES · D-VIERSEN · SAB A 531 Rugged 12x1.0mm² CE

A
23

Construction:

Conductor:	bare copper strands acc. to IEC 60228, VDE 0295, class 5
Insulation:	SABIX®
Color code:	black conductors with consecutive numbers acc. to EN 50334 + VDE 0293-334, green/yellow ground from 3 conductors
Jacket material:	PUR
Jacket color:	black (RAL 9005)

Outstanding features:

- halogen-free
- flame retardant and self extinguishing
- very good abrasion resistance
- for indoor and outdoor use
- designed for unprotected outdoor installation under rough environmental conditions

Technical data:

Nominal voltage:	U ₀ /U 300/500 V
Testing voltage:	conductor/conductor: 3000 V
Min. bending radius:	
<i>fixed installation:</i>	4 x O.D.
<i>free movement:</i>	10 x O.D.
Temperature range:	DIN VDE
<i>static:</i>	-50/+90°C
<i>flexible:</i>	-40/+90°C
Halogen-free:	acc. to IEC 60754-1 + VDE 0482-754-1
Burning characteristics:	flame retardant and self-extinguishing acc. to IEC 60332-1-2 + VDE 0482-332-1-2
Oil resistance:	very good - TMPU acc. to EN 50363-10-2 + VDE 0207-363-10-2
Chemical resistance:	good - against acids, alkalines, solvents, hydraulic liquids, etc.
Hydrolysis and microbe resistant:	very good acc. to EN 50363-10-2 + VDE 0207-363-10-2
Weather resistance:	very good acc. to HD 605
UV resistance:	very good acc. to HD 605
Salt water resistance:	very good acc. to UL 1309
Ozone resistance:	very good acc. to DIN EN 50396
Mechanical characteristics:	the main mechanical characteristics accomplished by the PUR outer jacket are: - high tensile strength - high tear strength - high abrasion resistance - high notch resistance - high transverse strength
Approvals:	CE, RoHS
Absence of harmful substances:	acc. to RoHS directive of the European Union see page O/30

item no.	no. of conductors incl. ground	outer-ø		cable weight ≈lbs/mft
		±10% inch	±10% mm	
▶ 18 AWG (≈ 30/32) ▪ 1.00 mm²				
53101210	12	0.421	10.7	114
▶ 16 AWG (≈ 27-29/30) ▪ 1.50 mm²				
53100315	3	0.268	6.8	49
53100715	7	0.354	9.0	95

item no.	no. of conductors incl. ground	outer-ø		cable weight ≈lbs/mft
		±10% inch	±10% mm	
▶ 14 AWG (≈ 46/30) ▪ 2.50 mm²				
53100325	3	0.327	8.3	77
53100525	5	0.398	10.1	116
53100740	7	0.441	11.2	154
▶ 12 AWG (≈ 52/28) ▪ 4.00 mm²				
53100440	4	0.437	11.1	148

2 conductor cable does not have ground
Other dimensions and colors are available on request

Flexible Control Cables

CRX 600

Oil & chemical resistant 105°C flexible control cable



Marking for CRX 600 32040315:

SAB BRÖCKSKES · D-VIERSEN · CRX 600 AWM Style 21237 105°C 600V cUL AWM I/II A/B 105°C Oil 60°C 1000V FT1 FT2 CE

A
24

Construction:

Conductor:	bare copper strands acc. to IEC 60228, VDE 0295, class 5
Insulation:	TPE
Color code:	black conductors with consecutive numbers acc. to EN 50334 + VDE 0293-334, green/yellow ground from 3 conductors
Stranding:	in layers
Jacket material:	TPE
Jacket color:	gray (RAL 7000)

Outstanding features:

- general purpose flexing applications requiring UL and cUL recognition
- extra chemical resistant
- oil resistant

Technical data:

Nominal voltage:	Uo/U 300/500 V	
Voltage:	UL 600 V	cUL 1000 V
Testing voltage:	conductor/conductor: 2000 V	
Min. bending radius:		
<i>fixed installation:</i>	4 x O.D.	
<i>free movement:</i>	6 x O.D.	
Temperature range:	UL-AWM + cUL-AWM: up to +105°C	
	DIN VDE	
<i>static:</i>	-30/+90°C	
<i>flexible:</i>	-20/+90°C	
Burning characteristics:	flame retardant and self-extinguishing acc. to IEC 60332-1-2 + VDE 0482-332-1-2, UL VW-1, cUL FT1, FT2	
Oil resistance:	Oil 60°C	
Approvals:	UR AWM, cUR AWM, CE, RoHS	
Absence of harmful substances:	acc. to RoHS directive of the European Union see page O/30	

item no.	no. of conductors incl. ground	outer-ø inch	outer-ø mm	cable weight ≈lbs/mft
▶ 20 AWG (≈ 16/32) - 0.50 mm²				
32042002	2	0.209	5.3	24
32042003	3	0.220	5.6	28
32042004	4	0.236	6.0	34
32042005	5	0.256	6.5	40
32042007	7	0.280	7.1	51
32042012	12	0.370	9.4	83
32042015	15	0.417	10.6	105
32042025	25	0.535	13.6	144
▶ 18 AWG (≈ 30/32) - 1.00 mm²				
32041802	2	0.236	6.0	33
32041803	3	0.248	6.3	40
32041804	4	0.268	6.8	48
32041805	5	0.299	7.6	60
32041807	7	0.323	8.2	75
32041809	9	0.413	10.5	108
32041812	12	0.437	11.1	126
32041815	15	0.492	12.5	159
32041818	18	0.524	13.3	187
32041825	25	0.638	16.2	256
32041850	50	0.850	21.6	484

item no.	no. of conductors incl. ground	outer-ø inch	outer-ø mm	cable weight ≈lbs/mft
▶ 16 AWG (≈ 27-29/30) - 1.50 mm²				
32041602	2	0.260	6.6	45
32041603	3	0.272	6.9	54
32041604	4	0.303	7.7	68
32041605	5	0.331	8.4	78
32041607	7	0.366	9.3	102
32041612	12	0.492	12.5	170
32041615	15	0.555	14.1	213
32041618	18	0.591	15.0	251
32041625	25	0.717	18.2	347
32041650	50	0.965	24.5	669
▶ 14 AWG (≈ 46/30) - 2.50 mm²				
32041403	3	0.327	8.3	77
32041404	4	0.335	8.5	97
32041405	5	0.398	10.1	120
32041407	7	0.441	11.2	157
32041412	12	0.602	15.3	266
32041418	18	0.717	18.2	391
32041425	25	0.878	22.3	540

item no.	no. of conductors incl. ground	outer-ø inch	outer-ø mm	cable weight ≈lbs/mft
▶ 12 AWG (≈ 52/28) - 4.00 mm²				
32041203	3	0.382	9.7	115
32041204	4	0.425	10.8	146
32041205	5	0.476	12.1	181
32041207	7	0.528	13.4	226
▶ 10 AWG (≈ 78/28) - 6.00 mm²				
32041003	3	0.449	11.4	166
32041004	4	0.500	12.7	211
32041005	5	0.559	14.2	261
▶ 8 AWG (≈ 69/26)				
32040804	4	0.76	19.3	406
▶ 6 AWG (≈ 110/26)				
32040604	4	0.835	21.2	576
▶ 4 AWG (≈ 175/26)				
32040404	4	1.043	26.5	930
▶ 2 AWG (≈ 272/26)				
32040204	4	1.189	30.2	1271
▶ 1 AWG (≈ 342/26)				
32040104	4	1.378	35.0	1736

2 conductor cable does not have ground
Other dimensions and colors are available on request



**Extra
chemical resistance**

Flexible Control Cables

CRX 600 C

Oil & chemical resistant 105°C flexible shielded control cable



Marking for CRX 600 C 32140315:

SAB BRÖCKSKES · D-VIERSEN · CRX 600 C AWM Style 21237 105°C 600V cUL AWM I/II A/B 105°C Oil 60°C 1000V FT1 FT2 CE

A
25

Construction:

Conductor:	bare copper strands acc. to IEC 60228, VDE 0295, class 5
Insulation:	TPE
Color code:	black conductors with consecutive numbers acc. to EN 50334 + VDE 0293-334, green/yellow ground from 3 conductors
Stranding:	in layers
Wrapping:	non-woven tape
Shielding:	tinned copper braiding
Jacket material:	TPE
Jacket color:	gray (RAL 7000)

Outstanding features:

- general purpose flexing applications requiring UL and cUL recognition
- extra chemical resistant
- oil resistant

Technical data:

Nominal voltage:	Uo/U 300/500 V	
Voltage:	UL 600 V	cUL 1000 V
Testing voltage:	conductor/conductor: 2000 V conductor/shielding: 2000V	
Min. bending radius:	fixed installation: free movement:	
	4 x O.D. 6 x O.D.	
Temperature range:	UL-AWM + cUL-AWM: up to +105°C DIN VDE -30/+90°C flexible: -20/+90°C	
Burning characteristics:	flame retardant and self-extinguishing acc. to IEC 60332-1-2 + VDE 0482-332-1-2, UL VW-1, cUL FT1, FT2	
Oil resistance:	Oil 60°C	
Approvals:	UR AWM, cUR AWM, CE, RoHS	
Absence of harmful substances:	acc. to RoHS directive of the European Union see page O/30	

item no.	no. of conductors incl. ground	outer-ø inch	mm	cable weight ≈lbs/mft
▶ 20 AWG (≈ 16/32) ▪ 0.50 mm²				
32142002	2	0.232	5.9	28
32142003	3	0.244	6.2	34
32142004	4	0.260	6.6	40
32142005	5	0.283	7.2	48
32142007	7	0.307	7.8	60
32142012	12	0.394	10.0	95
32142015	15	0.453	11.5	128
32142025	25	0.579	14.7	205
▶ 18 AWG (≈ 30/32) ▪ 1.00 mm²				
32141802	2	0.260	6.6	36
32141803	3	0.276	7.0	46
32141804	4	0.295	7.5	56
32141805	5	0.323	8.2	68
32141807	7	0.354	9.0	87
32141809	9	0.445	11.3	126
32141812	12	0.476	12.1	151
32141815	15	0.531	13.5	186
32141818	18	0.563	14.3	223
32141825	25	0.677	17.2	303
32141850	50	0.898	22.8	550

item no.	no. of conductors incl. ground	outer-ø inch	mm	cable weight ≈lbs/mft
▶ 16 AWG (≈ 27-29/30) ▪ 1.50 mm²				
32141602	2	0.283	7.2	45
32141603	3	0.299	7.6	58
32141604	4	0.327	8.3	71
32141605	5	0.362	9.2	88
32141607	7	0.390	9.9	111
32141612	12	0.531	13.5	196
32141615	15	0.602	15.3	257
32141618	18	0.638	16.2	295
32141625	25	0.764	19.4	404
32141650	50	1.012	25.7	745
▶ 14 AWG (≈ 46/30) ▪ 2.50 mm²				
32141403	3	0.358	9.1	85
32141404	4	0.386	9.8	105
32141405	5	0.437	11.1	138
32141407	7	0.480	12.2	179
32141412	12	0.650	16.5	308
32141418	18	0.764	19.4	443
32141425	25	0.925	23.5	601

item no.	no. of conductors incl. ground	outer-ø inch	mm	cable weight ≈lbs/mft
▶ 12 AWG (≈ 52/28) ▪ 4.00 mm²				
32141203	3	0.421	10.7	128
32141204	4	0.465	11.8	164
32141205	5	0.508	12.9	198
32141207	7	0.567	14.4	268
▶ 10 AWG (≈ 78/28) ▪ 6.00 mm²				
32141003	3	0.488	12.4	178
32141004	4	0.539	13.7	226
32141005	5	0.606	15.4	294
▶ 8 AWG (≈ 69/26)				
32140804	4	0.807	20.5	450
▶ 6 AWG (≈ 110/26)				
32140604	4	0.882	22.4	609
▶ 4 AWG (≈ 175/26)				
32140404	4	1.083	27.5	943
▶ 2 AWG (≈ 272/26)				
32140204	4	1.236	31.4	1278
▶ 1 AWG (≈ 342/26)				
32140104	4	1.413	35.9	1754

2 conductor cable does not have ground
Other dimensions and colors are available on request



Extra chemical resistance

