


CONTINUOUS FLEX CABLES

B



www.sabcable.com
866-722-2974 ■ info@sabcable.com



Continuous Flex Cables for Track

Content



B
2

			page
Applications			B/4
Selection tables			B/6
Single Conductor Cable Track Cables with UL Recognition, CSA Approval			
■ S 900		Continuous flex oil resistant power supply cable for small bend radius applications	B/8
■ S 900 P		Continuous flex oil and abrasion resistant power supply cable for small bend radius applications with TPE jacket	B/9
■ S 910 P		Continuous flex oil and abrasion resistant power supply cable for small bend radius applications with TPE insulation and jacket	B/10
■ S 910 CP		Continuous flex oil and abrasion resistant shielded power supply cable for small bend radius applications with TPE insulation and jacket	B/11
PVC Cable Track Data and Control Cables with UL Recognition, CSA Approved			
■ SD 960		Continuous flex data cable for small bending radius	B/12
■ S 960		Continuous flex control cable for small bending radius	B/13
■ S 960 red		Continuous flex control cable for small bending radius	B/14
■ SD 960 CY		Shielded continuous flex data cable for small bending radius	B/15
■ S 960 CY		Shielded continuous flex control cable for small bending radius	B/16
■ S 960 CY red		Shielded continuous flex control cable for small bending radius	B/17
■ SD 960 CY TP		Continuous flex twisted pairs shielded data cable for small bending radius	B/18
PUR Cable Track Data and Control Cables with UL Recognition, CSA Approval			
■ SD 960 P		Continuous flex polyurethane data cable for small bending radius	B/19
■ S 960 P		Continuous flex polyurethane control cable for small bending radius	B/20
■ SD 960 CP		Continuous flex shielded polyurethane data cable for small bending radius	B/21
■ S 960 CP		Continuous flex shielded polyurethane control cable for small bending radius	B/22
■ SD 960 CP TP		Continuous flex twisted pairs shielded polyurethane data cable for small bending radius	B/23
■ SD 980 P		High speed continuous flex heavy duty halogen-free PUR data cable	B/24
■ S 980 P		High speed continuous flex heavy duty halogen-free PUR control cable	B/25
■ SD 980 CP		High speed continuous flex shielded heavy duty halogen-free PUR data cable	B/26
■ S 980 CP		High speed continuous flex shielded heavy duty halogen-free PUR control cable	B/27
■ SD 980 CP TP		High speed continuous flex twisted pairs heavy duty halogen-free shielded PUR data cable	B/28

Continuous Flex Cables for Track

Content



		page
Cable Track Data and Control Cables Non UL		
■ SD 86	Continuous flex data cable for moderate flexing applications	B/29
■ S 86	Continuous flex cable for moderate flexing applications	B/30
■ SD 86 C	Shielded continuous flex data cable for moderate flexing applications	B/31
■ S 86 C	Shielded continuous flex cable for moderate flexing applications	B/32
■ SD 86 C TP	Continuous flex twisted pairs shielded data cable for moderate flexing applications	B/33
PUR Cable Track Data and Control Cables Non UL with Extreme Temperature Range		
■ SD 200	Continuous flex halogen-free polyurethane data cable	B/34
■ S 200	Continuous flex halogen-free polyurethane control cable	B/35
■ SD 200 C	Continuous flex halogen-free shielded data cable	B/37
■ S 200 C	Continuous flex halogen-free shielded polyurethane control cable	B/38
■ SD 200 C TP	Continuous flex halogen-free twisted pairs shielded polyurethane data cable with extreme temperature range	B/40
■ SABorganic S 1000 Control	Eco-friendly continuous flex halogen-free SABIX®/PUR control available unshielded or shielded	B/41
■ SABorganic S 1000 Data	Eco-friendly continuous flex halogen-free SABIX®/PUR control available unshielded, shielded, or shielded with pairs	B/42
■ S 99 <i>ECO</i>	Continuous flex halogen-free SABIX®/PUR control cable available unshielded or shielded	B/43
■ SD 99 <i>ECO</i>	Continuous flex halogen-free SABIX®/PUR data cable available unshielded, shielded, or shielded and paired	B/44
TPE Cable Track Data and Control Cables for Cleanrooms		
■ SABclean SD 776	Continuous flex TPE data cable	B/45
■ SABclean S 776	Continuous flex TPE control cable	B/45
■ SABclean SD 780 C	Shielded continuous flex TPE data cable	B/46
■ SABclean S 780 C	Shielded continuous flex TPE control cable	B/46
■ SABclean SD 787 C TP	Shielded continuous flex paired data cable	B/47

B
3



■ Due to high technology automation systems getting increasingly faster in all areas of production and applications, industrial customers are demanding innovative products from the cable industry. Together with our customers, SAB BRÖCKSKES is constantly developing and improving our cable track cables to keep this product range up to date. Cable track cables are produced especially for applications with highly flexible bending stress. One of our top products within this product range is our type S 980 CP. With UL recognition and CSA approval, this cable reflects the high quality standard of our cable track cables.

■ Our highly flexible cables are suitable for constant use with extremely high bending stress during multiple-shift operation. You can use our advanced cable technology in order to enhance the efficiency of your machines and appliances and, therefore, always be one step ahead of your competitors.

B
4

■ Application of PVC cable track cables

SAB PVC cable track cables are intended for flexible use, e.g. control or data cables in cable tracks installed on machine tools and robot devices, wherever energy supply and signals are transmitted to machines and appliances that are in permanent movement.

Exemplary applications:

SD 86/ S 86
SD 86 C/ S 86 C
SD 86 C TP

Wood working and packaging machines, assembly lines, automation plants

S 900
SD 960/ S 960/ S 960 red
SD 960 CY/ S 960 CY/ S 960 CY red
SD 960 CY TP

Wood working and packaging machines, assembly lines, automation plants, also for the American market

■ Applications of PUR/TPE cable track cables

SAB PUR/TPE cable track cables are intended for continuously flexing use, e.g. in cable tracks, control or data cables installed on industrial robots, automation plants, robot devices, automation systems, mostly where very high flexibility, abrasion resistance, notch resistance, oil and chemical resistance are requested. The cables are suitable for permanent use with millions of bending cycles during multiple-shift operation. The cut resistant and low-adhesion PUR/TPE jacket guarantees higher service life and high efficiency.

Exemplary applications:

SD 200/ S 200
SD 200 C/ S 200 C
SD 200 C TP

Pick-n-place, material handling and automation technologies, wood working and packaging machines, industrial robot construction, car manufacturing industry, high rack construction

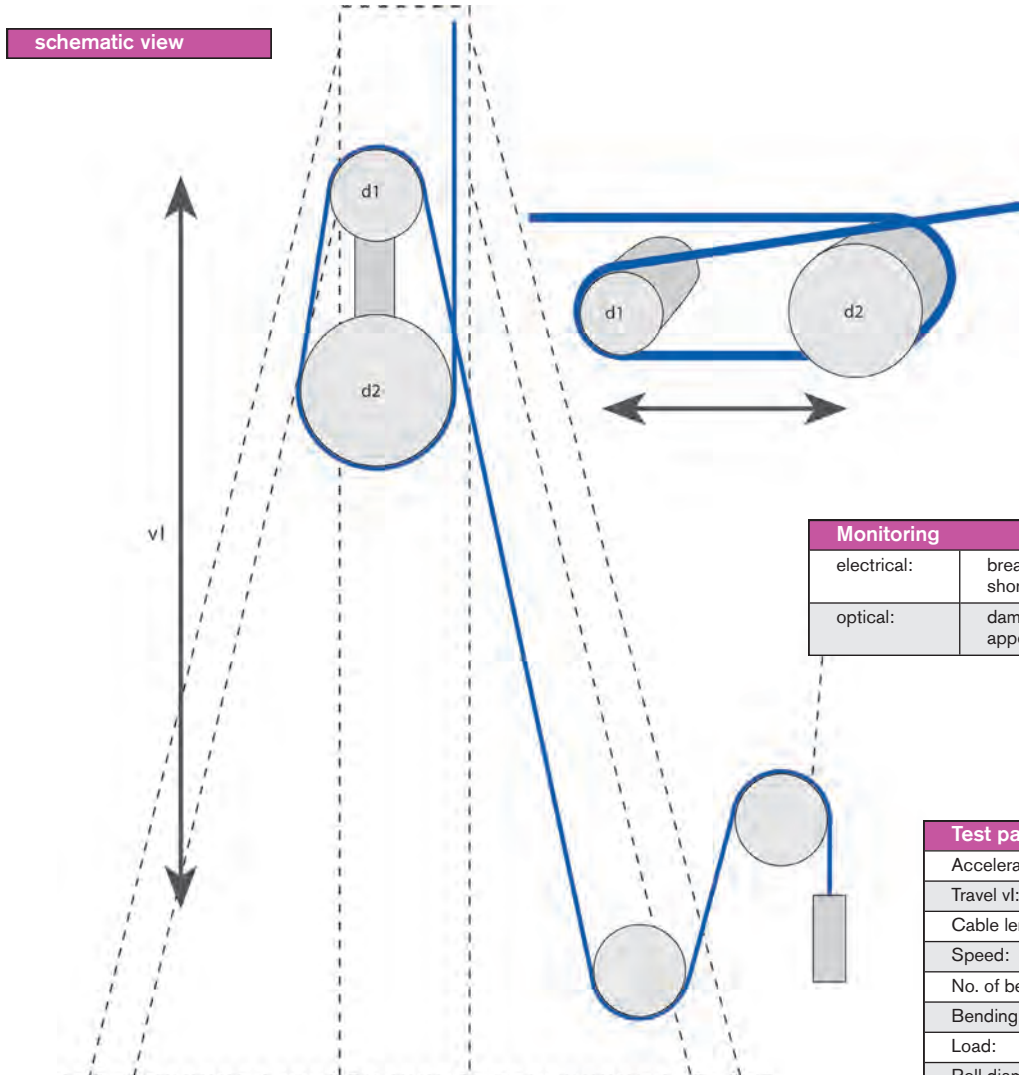
S 900 P/ S 910 P/ S 910 CP
SD 960 P/ S 960 P
SD 960 CP/ S 960 CP
SD 960 CP TP

Pick-n-place, material handling and automation technologies, wood working and packaging machines, car manufacturing industry, press manufacturing

SD 980 P/ S 980 P
SD 980 CP/ S 980 CP
SD 980 CP TP

Pick-n-place, material handling and automation technologies, wood working and packaging machines, industrial robot construction, car manufacturing industry, high rack construction

■ Cycle life testing machine for continuous flex cables



Monitoring	
electrical:	break of a single conductor, short-circuit
optical:	damage of jacket, appearance of kinks

Test parameter	
Acceleration:	55 m/s ²
Travel vl:	1400 mm
Cable length in motion:	2800 mm
Speed:	0.8 m/s
No. of bendings:	12 pro min
Bending radius:	variable
Load:	variable
Roll diameter d1:	variable
Roll diameter d2:	variable

Test findings	S 200 (12 x 1.0 mm ²)	S 90 (12 x 1.0 mm ²)	S 86 (12 x 1.0 mm ²)
Bending radius during test:	4.3 x d	3.6 x d	3.5 x d
Travel:	1.9 m	1.9 m	1.9 m
Acceleration:	40 m/s ²	40 m/s ²	40 m/s ²
Temperature during test:	+10°C up to +22°C	+10°C up to +22°C	+10°C up to +22°C
Speed:	1.4 m/s	1.4 m/s	1.4 m/s
Dimension:	10.4 mm	12.5 mm	12.9 mm
Roll diameter d1:	90 mm	90 mm	90 mm
Roll diameter d2:	125 mm	125 mm	125 mm
No. of bendings:	17,438,485	2,929,730	2,508,904


Continuous Flex Cables for Track

Selection Table



B
6

		Cable Type																
		B/8	B/9	B/10	B/11	B/12	B/13	B/14	B/15	B/16	B/17	B/18	B/19	B/20	B/21	B/22	B/23	
		S 900	S 900 P	S 910 P	S 910 CP	SD 960	S 960	S 960 red	SD 960 CY	S 960 CY	S 960 CY red	SD 960 CY TP	SD 960 P	S 960 P	SD 960 CP	S 960 CP	SD 960 CP TP	
Application	Data cables																	
	Control cables																	
	Shielding																	
	Twisted pair stranding																	
Temperature range fixed installation*	+ 90°C																	
	+ 70°C																	
	- 25°C																	
	- 30°C																	
	- 40°C																	
	- 50°C																	
Voltage	Peak operating voltage max. 350 V																	
	Nominal voltage 300/500 V																	
	Nominal voltage 0.6/1 kV																	
	Voltage UL 300 V																	
	Voltage (UL) 600 V																	
	Voltage CSA 300 V																	
	Voltage CSA 600 V																	
	Voltage CSA 1000 V																	
	Testing voltage: 1500 V																	
	Testing voltage: 2000 V																	
Testing voltage: 3000 V																		
Characteristics, standards and approvals	Flexible at low temperature																	
	PWIS-free (PWIS = paint wetting impairment substances)																	
	Halogen-free acc. to IEC 60754-1 + VDE 0482-754-1																	
	Fire performance: Flame retardant and self-extinguishing acc. to IEC 60332-1-2 + VDE 0482-332-1-2																	
	Fire performance UL VW-1																	
	Fire performance UL FT1, FT2																	
	Fire performance CSA FT1, FT2																	
	UL recognized																	
	(UL) listed																	
	CSA approved																	
	Very good oil resistance acc. to EN 50363-10-2 + VDE 0207-363-10-2																	
Very good oil resistance acc. to EN 50363-4-1 + VDE 0207-363-4-1																		
Oil rating 60°C acc. to UL 758																		
Oil resistance acc. to internal standard																		
Good chemical resistance																		
Application Service Life A = High, B = Medium, C = Short	At acceleration values of																	
	up to 05 m/s ²	A	A	A	A	A	A	A	A	A	A	A	A	A	A	A	A	A
	up to 20 m/s ²	B	A	A	A	B	B	B	B	B	B	B	A	A	A	A	A	A
	up to 40 m/s ²	B	B	B	B	B	B	B	B	B	B	B	B	B	B	B	B	B
	more than 40 m/s ²	B	B	B	B	B	B	B	B	B	B	B	B	B	B	B	B	B
	At path feet rates of																	
	up to 01 m/s ²	A	A	A	A	A	A	A	A	A	A	A	A	A	A	A	A	A
	up to 03 m/s ²	B	A	A	A	B	B	B	B	B	B	B	A	A	A	A	A	A
	up to 10 m/s ²	B	B	B	B	B	B	B	B	B	B	B	B	B	B	B	B	B
	more than 10 m/s ²	B	B	B	B	B	B	B	B	B	B	B	B	B	B	B	B	B
	For cable tracks with a length of																	
	up to 05 m	A	A	A	A	A	A	A	A	A	A	A	A	A	A	A	A	A
	up to 10 m	B	A	A	A	B	B	B	B	B	B	B	A	A	A	A	A	A
up to 25 m	C	B	B	B	C	C	C	C	C	C	C	B	B	B	B	B	B	
up to 25 m	C	B	B	B	C	C	C	C	C	C	C	B	B	B	B	B	B	



*The temperature range for flexible application is mentioned on the corresponding catalog page

Continuous Flex Cables for Track

Selection Table



		Cable Type		B/24	B/25	B/26	B/27	B/28	B/29	B/30	B/31	B/32	B/33	B/34	B/35	B/37	B/38	B/40
				TPE/PUR	TPE/PUR	TPE/PUR	TPE/PUR	TPE/PUR	PVC/PVC	PVC/PVC	PVC/PVC	PVC/PVC	PVC/PVC	TPE/PUR	TPE/PUR	TPE/PUR	TPE/PUR	TPE/PUR
Application	Data cables	SD 980 P	S 980 P	SD 980 CP	S 980 CP	SD 980 CP TP	SD 86	S 86	SD 86 C	S 86 C	SD 86 C TP	SD 200	S 200	SD 200 C	S 200 C	SD 200 C TP		
	Control cables																	
	Shielding																	
	Twisted pair stranding																	
	Temperature range fixed installation*	+ 90°C																
	+ 70°C																	
	- 25°C																	
	- 30°C																	
	- 40°C																	
	- 50°C																	
Voltage	Peak operating voltage max. 350 V																	
	Nominal voltage 300/500 V																	
	Nominal voltage 0.6/1 kV																	
	Voltage UL 300 V																	
	Voltage (UL) 600 V																	
	Voltage CSA 300 V																	
	Voltage CSA 600 V																	
	Voltage CSA 1000 V																	
	Testing voltage: 1500 V																	
	Testing voltage: 2000 V																	
Testing voltage: 3000 V																		
Characteristics, standards and approvals	Flexible at low temperature																	
	PWIS-free (PWIS = paint wetting impairment substances)																	
	Halogen-free acc. to IEC 60754-1 + VDE 0482-754-1																	
	Fire performance: Flame retardant and self-extinguishing acc. to IEC 60332-1-2 + VDE 0482-332-1-2																	
	Fire performance UL VW-1																	
	Fire performance UL FT1, FT2																	
	Fire performance CSA FT1, FT2																	
	UL recognized																	
	(UL) listed																	
	CSA approved																	
	Very good oil resistance acc. to EN 50363-10-2 + VDE 0207-363-10-2																	
	Very good oil resistance acc. to EN 50363-4-1 + VDE 0207-363-4-1																	
	Oil rating 60°C acc. to UL 758																	
Oil resistance acc. to internal standard																		
Good chemical resistance																		
Application Service Life A = High, B = Medium, C = Short	At acceleration values of																	
	up to 05 m/s ²	A	A	A	A	A	A	A	A	A	A	A	A	A	A	A	A	A
	up to 20 m/s ²	A	A	A	A	A	B	B	B	B	B	A	A	A	A	A	A	A
	up to 40 m/s ²	A	A	A	A	A	C	C	C	C	C	A	A	A	A	A	A	A
	more than 40 m/s ²	A	A	A	A	A	C	C	C	C	C	A	A	A	A	A	A	A
	At path feet rates of																	
	up to 01 m/s ²	A	A	A	A	A	A	A	A	A	A	A	A	A	A	A	A	A
	up to m/s ²	A	A	A	A	A	B	B	B	B	B	A	A	A	A	A	A	A
	up to 10 m/s ²	A	A	A	A	A	C	C	C	C	C	A	A	A	A	A	A	A
	more than 10 m/s ²	A	A	A	A	A	C	C	C	C	C	A	A	A	A	A	A	A
For cable tracks with a length of																		
up to 05 m	A	A	A	A	A	A	A	A	A	A	A	A	A	A	A	A	A	
up to 10 m	A	A	A	A	A	B	B	B	B	B	A	A	A	A	A	A	A	
up to 25 m	A	A	A	A	A	C	C	C	C	C	A	A	A	A	A	A	A	
up to 25 m	A	A	A	A	A	C	C	C	C	C	A	A	A	A	A	A	A	



*The temperature range for flexible application is mentioned on the corresponding catalog page

Continuous Flex Cables for Track

S 900

Continuous flex oil resistant power supply cable for small bend radius applications



455 90°C 600V CSA AWM I/II A/B 90°C 600V FT1 FT2 CE 



Marking for S 900 7671362:

SAB BRÖCKSKES · D-VIERSEN · 7670601 16.0 mm² S 900 6 AWG 7671362  AWM Style 10455 90°C 600V CSA AWM I/II A/B 90°C 600V FT1 FT2 CE

B
8

Construction:

Conductor:	bare copper strands acc. to IEC 60228, VDE 0295, class 6
Insulation:	PVC, Tl2 acc. to EN 50363-3 + VDE 0207-363-3, black
Wrapping:	non-woven tape
Jacket material:	PVC, TM5 acc. to EN 50363-3 + VDE 0207-363-3
Jacket color:	black (RAL 9005)

Outstanding features:



- highly flexible single conductor for use in cable tracks
- UV resistant jacket

Technical data:

Nominal voltage:	U ₀ /U 0.6/1 kV	
Voltage UL/CSA:	600 V	
Min. bending radius: <i>continuously flexing:</i>	7.5 x O.D.	
Radiation resistance:	8 x 10 ⁷ cJ/kg	
Temperature range: <i>static:</i> <i>flexing:</i>	DIN VDE -40/+70°C	UL/CSA: up to +90°C +5/+70°C
Burning characteristics:	flame retardant and self-extinguishing acc. to IEC 60332-1-2 + VDE 0482-332-1-2, UL VW-1, CSA FT1, FT2	
Oil resistance:	very good - TM5 acc. to EN 50363-3 + VDE 0207-363-3	
Approvals:	UR AWM, CSA AWM, CE, RoHS	
Absence of harmful substances:	acc. to RoHS directive of the European Union see page O/30	

item no.	no. of conductors n x mm ²	AWG/MCM	outer-ø ±10% inch	outer-ø ±10% mm	cable weight ≈lbs/mft	ampere at 30° C
▶ 7671315	1 x 1.50	16 (≈ 84/34)	0.193	4.9	26	24
▶ 7671325	1 x 2.50	14 (≈ 140/34)	0.228	5.8	37	32
▶ 7671340	1 x 4.00	12 (≈ 224/34)	0.260	6.6	52	42
▶ 7671360	1 x 6.00	10 (≈ 186/32)	0.287	7.3	70	54
▶ 7671361	1 x 10.00	8 (≈ 320/32)	0.358	9.1	108	73
▶ 7671362	1 x 16.00	6 (≈ 512/32)	0.398	10.1	155	98
▶ 7671363	1 x 25.00	4 (≈ 798/32)	0.472	12.0	226	129
▶ 7671364	1 x 35.00	2 (≈ 1083/32)	0.539	13.7	305	158
▶ 7671365	1 x 50.00	1 (≈ 703/28)	0.622	15.8	425	198
▶ 7671385	1 x 54.00	1/0 (≈ 779/28)	0.642	16.3	455	213
▶ 7671386	1 x 68.00	2/0 (≈ 969/28)	0.673	17.1	530	226
▶ 7671366	1 x 70.00	2/0 (≈ 988/28)	0.681	17.3	540	245
▶ 7671387	1 x 86.00	3/0 (≈ 1218/28)	0.776	19.7	696	263
▶ 7671367	1 x 95.00	3/0 (≈ 1340/28)	0.827	21.0	770	292
▶ 7671388	1 x 108.00	4/0 (≈ 1528/28)	0.886	22.5	864	313
▶ 7671368	1 x 120.00	4/0 (≈ 1680/28)	0.898	22.8	941	344
▶ 7671389	1 x 127.00	250 MCM (≈ 1799/28)	0.917	23.3	1001	370
▶ 7671369	1 x 150.00	250 MCM (≈ 2122/28)	0.969	24.6	1158	391
▶ 7671390	1 x 152.00	300 MCM (≈ 2154/28)	0.969	24.6	1158	396
▶ 7671391	1 x 177.00	350 MCM (≈ 1443/26)	1.051	26.7	1378	430
▶ 7671370	1 x 185.00	350 MCM (≈ 1472/26)	1.051	26.7	1401	448
▶ 7671392	1 x 204.00	400 MCM (≈ 1628/26)	1.197	30.4	1620	470
▶ 7671393	1 x 232.00	450 MCM (≈ 1850/26)	1.240	31.5	1809	490
▶ 7671371	1 x 240.00	450 MCM (≈ 1910/26)	1.240	31.5	1856	528
▶ 7671394	1 x 255.00	500 MCM (≈ 2035/26)	1.252	31.8	1962	535
▶ 7671395	1 x 283.00	550 MCM (≈ 2257/26)	1.323	33.6	2284	560
▶ 7671372	1 x 300.00	550 MCM (≈ 2388/26)	1.350	34.3	2286	608
▶ 7671396	1 x 306.00	600 MCM (≈ 2442/26)	1.350	34.3	2329	613

from 283 mm² only UL recognition.
Other dimensions and colors are possible on request.



Possible on request:

- with green/yellow insulation



Continuous Flex Cables for Track

S 900 P

Continuous flex oil and abrasion resistant power supply cable for small bend radius applications with PUR jacket



1455 90°C 600V CSA AWM I/II A/B 90°C 600V FT1 FT2 CE 



Marking for S 900 P 7671362:

SAB BRÖCKSKES · D-VIERSEN · 7680601 16.0 mm² S 900 6 AWG 7671362  AWM Style 10455 90°C 600V CSA AWM I/II A/B 90°C 600V FT1 FT2 CE

Construction:

Conductor:	bare copper strands acc. to IEC 60228, VDE 0295, class 6
Insulation:	PVC, T12 acc. to EN 50363-3 + VDE 0207-363-3, black
Wrapping:	non-woven tape
Jacket material:	PUR, TMPU acc. to EN 50363-10-2 + VDE 0207-363-10-2 with matte surface
Jacket color:	black (RAL 9005)

Outstanding features:



- highly flexible single conductor for use in cable tracks
- good chemical resistance
- high abrasion resistance
- UV resistant jacket

Technical data:

Nominal voltage:	Uo/U 0.6/1 kV	
Voltage UL/CSA:	600 V	
Min. bending radius:	continuously flexing: 7.5 x O.D.	
Radiation resistance:	5 x 10 ⁷ cJ/kg	
Temperature range:	DIN VDE	UL/CSA: up to +80°C
<i>static:</i>	-40/+70°C	
<i>flexing:</i>	+5/+70°C	
Burning characteristics:	flame retardant and self-extinguishing acc. to IEC 60332-1-2 + VDE 0482-332-1-2, UL VW-1, CSA FT1, FT2	
Oil resistance:	very good - TMPU acc. to EN 50363-10-2 + VDE 0207-363-10-2	
Chemical resistance:	good against acids, alkalines, solvents, hydraulic liquids, etc.	
Continuous flexibility	very good	
Approvals:	UR AWM, CSA AWM, CE, RoHS	
Absence of harmful substances:	acc. to RoHS directive of the European Union see page O/30	

B
9

item no.	no. of conductors n x mm ²	AWG/MCM	outer-ø ±10% inch	outer-ø ±10% mm	cable weight ≈lbs/mft	ampere at 30° C
▶ 7681315	1 x 1.50	16 (≈ 84/34)	0.220	5.6	30	24
▶ 7681325	1 x 2.50	14 (≈ 140/34)	0.256	6.5	42	32
▶ 7681340	1 x 4.00	12 (≈ 224/34)	0.287	7.3	58	42
▶ 7681360	1 x 6.00	10 (≈ 186/32)	0.315	8.0	77	54
▶ 7681361	1 x 10.00	8 (≈ 320/32)	0.386	9.8	116	73
▶ 7681362	1 x 16.00	6 (≈ 512/32)	0.425	10.8	165	98
▶ 7681363	1 x 25.00	4 (≈ 798/32)	0.500	12.7	237	129
▶ 7681364	1 x 35.00	2 (≈ 1083/32)	0.551	14.0	308	158
▶ 7681365	1 x 50.00	1 (≈ 703/28)	0.634	16.1	429	198
▶ 7681385	1 x 54.00	1/0 (≈ 779/28)	0.654	16.6	459	213
▶ 7681386	1 x 68.00	2/0 (≈ 969/28)	0.713	18.1	563	226
▶ 7681366	1 x 70.00	2/0 (≈ 988/28)	0.713	18.1	574	245
▶ 7681387	1 x 86.00	3/0 (≈ 1218/28)	0.787	20.0	701	263
▶ 7681367	1 x 95.00	3/0 (≈ 1340/28)	0.827	21.0	766	292
▶ 7681388	1 x 108.00	4/0 (≈ 1528/28)	0.886	22.5	859	313
▶ 7681368	1 x 120.00	4/0 (≈ 1680/28)	0.898	22.8	937	344
▶ 7681389	1 x 127.00	250 MCM (≈ 1799/28)	0.917	23.3	996	370
▶ 7681369	1 x 150.00	250 MCM (≈ 2122/28)	0.969	24.6	1153	391
▶ 7681390	1 x 152.00	300 MCM (≈ 2154/28)	0.969	24.6	1153	396
▶ 7681391	1 x 177.00	350 MCM (≈ 1443/26)	1.051	26.7	1373	430
▶ 7681370	1 x 185.00	350 MCM (≈ 1472/26)	1.051	26.7	1396	448
▶ 7681392	1 x 204.00	400 MCM (≈ 1628/26)	1.197	30.4	1612	470
▶ 7681393	1 x 232.00	450 MCM (≈ 1850/26)	1.240	31.5	1801	490
▶ 7681371	1 x 240.00	450 MCM (≈ 1910/26)	1.240	31.5	1848	528
▶ 7681394	1 x 255.00	500 MCM (≈ 2035/26)	1.252	31.8	1953	535
▶ 7681395	1 x 283.00	550 MCM (≈ 2257/26)	1.323	33.6	2274	560
▶ 7681372	1 x 300.00	550 MCM (≈ 2388/26)	1.350	34.3	2277	608
▶ 7681396	1 x 306.00	600 MCM (≈ 2442/26)	1.350	34.3	2319	613

from 283 mm² only UL recognition.
Other dimensions and colors are possible on request.



Possible on request:

- with green/yellow insulation



Continuous Flex Cables for Track

S 910 P

Continuous flex oil resistant power supply cable for small bend radius applications with TPE insulation and PUR jacket



Marking for S 910 P 37681362:

SAB BRÖCKSKES · D-VIERSEN · 37680601 16.0 mm² S 910 P 6 AWG 37681362 AWM Style 10456 80°C 600V CSA AWM I/II A/B 80°C 1000V FT1 FT2 CE

B
10



Marking for S 910 P 37681162:

SAB BRÖCKSKES · D-VIERSEN · 37680601 16.0 mm² S 910 P 6 AWG 37681162 AWM Style 10456 80°C 600V CSA AWM I/II A/B 80°C 1000V FT1 FT2 CE

Construction:

Conductor:	bare copper strands acc. to IEC 60228, VDE 0295, class 6
Insulation:	TPE, black or green/yellow
Wrapping:	non-woven tape
Jacket material:	PUR, TPU acc. to EN 50363-10-2 + VDE 0207-363-10-2 with matte surface
Jacket color:	black (RAL 9005)

Outstanding features:



- highly flexible single conductor for use in cable tracks
- good chemical resistance
- high abrasion resistance
- halogen-free

Technical data:

Nominal voltage:	U ₀ /U 0.6/1 kV	
Voltage:	UL: 600 V	CSA: 1000V
Min. bending radius: <i>continuously flexing:</i>	7.5 x O.D.	
Radiation resistance:	1 x 10 ⁷ cJ/kg	
Temperature range: <i>static:</i> <i>flexing:</i>	DIN VDE -50/+90°C	UL/CSA: up to +80°C -40/+90°C
Halogen-free:	acc. to IEC 60754-1 + VDE 0482-754-1	
Burning characteristics:	flame retardant and self-extinguishing acc. to IEC 60332-1-2 + VDE 0482-332-1-2, UL VW-1, CSA FT 1, FT 2	
Oil resistance:	very good - TPU acc. to EN 50363-10-2 + VDE 0207-363-10-2	
Chemical resistance:	good against acids, alkalines, solvents, hydraulic liquids, etc.	
Continuous flexibility:	very good	
Approvals:	UR AWM, CSA AWM, CE, RoHS	
Absence of harmful substances:	acc. to RoHS directive of the European Union see page O/30	

item no. black insulation	item no. green/yellow insulation	no. of conductors n x mm ²	AWG/MCM	outer-ø ±10% inch	outer-ø ±10% mm	cable weight ≈lbs/mft
▶ 37681340	37681140	1 x 4.00	12 (≈ 224/34)	0.260	6.6	46
▶ 37681360	37681160	1 x 6.00	10 (≈ 186/32)	0.295	7.5	63
▶ 37681361	37681161	1 x 10.0	8 (≈ 320/32)	0.331	8.4	93
▶ 37681362	37681162	1 x 16.0	6 (≈ 512/32)	0.390	9.9	138
▶ 37681363	37681163	1 x 25.0	4 (≈ 798/32)	0.437	11.1	199
▶ 37681364	37681164	1 x 35.0	2 (≈ 1083/32)	0.496	12.6	262
▶ 37681365	37681165	1 x 50.0	1 (≈ 703/28)	0.579	14.7	372
▶ 37681366	37681166	1 x 70.0	2/0 (≈ 988/28)	0.669	17.0	518
▶ 37681367	37681167	1 x 95.0	3/0 (≈ 1340/28)	0.803	20.4	688
▶ 37681368	37681168	1 x 120.0	4/0 (≈ 1680/28)	0.906	23.0	886
▶ 37681369	37681169	1 x 150.0	250 MCM (≈ 2122/28)	1.012	25.7	1108
▶ 37681370	37681170	1 x 185.0	350 MCM (≈ 1472/26)	1.087	27.6	1357

Other dimensions and colors are possible on request.

Continuous Flex Cables for Track

S 910 CP

Continuous flex oil and abrasion resistant shielded power supply cable for small bend radius applications with TPE insulation and PUR jacket



80°C 600V CSA AWM I/II A/B 80°C 1000V FT1 FT2 CE



Marking for S 910 CP 37692362:

SAB BRÖCKSKES · D-VIERSEN · 37690601 16.0 mm² S 910 CP 6 AWG 37692362 AWM Style 10456 80°C 600V CSA AWM I/II A/B 80°C 1000V FT1 FT2 CE

Construction:

Conductor:	bare copper strands acc. to IEC 60228, VDE 0295, class 6
Insulation:	TPE, black
Wrapping:	non-woven tape
Shielding:	tinned copper braiding
Wrapping:	non-woven tape
Jacket material:	PUR, TPU acc. to EN 50363-10-2 + VDE 0207-363-10-2 with matte surface
Jacket color:	orange (RAL 2003)

Outstanding features:



- highly flexible single conductor for use in cable tracks
- good chemical resistance
- high abrasion resistance
- halogen-free

Technical data:

Nominal voltage:	U ₀ /U 0.6/1 kV	
Voltage:	UL: 600 V	CSA: 1000V
Min. bending radius: <i>continuously flexing:</i>	7.5 x O.D.	
Radiation resistance:	5 x 10 ⁷ cJ/kg	
Temperature range: <i>static:</i> <i>flexing:</i>	DIN VDE -50/+90°C	UL/CSA: up to +80°C
Halogen-free:	acc. to IEC 60754-1 + VDE 0482-754-1	
Burning characteristics:	flame retardant and self-extinguishing acc. to IEC 60332-1-2 + VDE 0482-332-1-2, UL/CSA FT1, FT2	
Oil resistance:	very good - TPU acc. to EN 50363-10-2 + VDE 0207-363-10-2	
Chemical resistance:	good against acids, alkalines, solvents, hydraulic liquids, etc.	
Continuous flexibility:	very good	
Approvals:	UR AWM, CSA AWM, CE, RoHS	
Absence of harmful substances:	acc. to RoHS directive of the European Union see page O/30	

B
11

item no.	no. of conductors n x mm ²	AWG/MCM	outer-ø ±10% inch	outer-ø ±10% mm	cable weight ≈lbs/mft
▶ 37692340	1 x 4.00	12 (≈ 224/34)	0.280	7.1	56
▶ 37692360	1 x 6.00	10 (≈ 186/32)	0.315	8.0	75
▶ 37692361	1 x 10.0	8 (≈ 320/32)	0.350	8.9	105
▶ 37692362	1 x 16.0	6 (≈ 512/32)	0.406	10.3	153
▶ 37692363	1 x 25.0	4 (≈ 798/32)	0.461	11.7	225
▶ 37692364	1 x 35.0	2 (≈ 1083/32)	0.524	13.3	292
▶ 37692365	1 x 50.0	1 (≈ 703/28)	0.622	15.8	424
▶ 37692366	1 x 70.0	2/0 (≈ 988/28)	0.705	17.9	564
▶ 37692367	1 x 95.0	3/0 (≈ 1340/28)	0.902	22.9	802
▶ 37692368	1 x 120.0	4/0 (≈ 1680/28)	0.941	23.9	955
▶ 37692369	1 x 150.0	250 MCM (≈ 2122/28)	1.047	26.6	1191

Other dimensions and colors are possible on request.



Possible on request:

- with green/yellow insulation

Continuous Flex Cables for Track

SD 960

Continuous flex data cable for small bending radius



Marking for SD 960 37102625:

SAB BRÖCKSKES · D-VIERSEN · 37102625 25 x 0.14 mm² SD 960 26 AWG/25c 37102625 AWM Style 21083 80°C 300V CE

B
12

Construction:

Conductor:	bare copper strands, extra fine wires
Insulation:	PVC, T12 acc. to EN 50363-3 + VDE 0207-363-3
Color code:	US 2, see below
Stranding:	specially adjusted layering with non-woven tape over each layer
Jacket material:	PVC, TM2 acc. to EN 50363-3 + VDE 0207-363-3
Jacket color:	grayish tan (RAL 7032)

Outstanding features:



- very good flexibility
- small bending radius
- reinforced outer jacket

Technical data:

Peak operating voltage:	max. 350 V	
Voltage UL:	300 V	
Testing voltage:	conductor/conductor: 1500 V	
Min. bending radius:	continuously flexing: 7.5 x O.D.	
Radiation resistance:	8 x 10 ⁷ cJ/kg	
Temperature range:	DIN VDE static: -30/+70°C	UL/CSA: up to +80°C
	flexing: -5/+70°C	
Burning characteristics:	flame retardant and self-extinguishing acc. to IEC 60332-1-2 + VDE 0482-332-1-2, UL VW-1	
Oil resistance:	acc. to our internal standard, see page O/29	
Approvals:	UR AWM, CE, RoHS	
Absence of harmful substances:	acc. to RoHS directive of the European Union see page O/30	

item no.	no. of conductors incl. ground	outer-ø		cable weight ≈lbs/mft
		±10% inch	±10% mm	
▶ 26 AWG (≈ 18/38) ▪ 0.14 mm²				
37102602	2	0.154	3.9	11
37102603	3	0.161	4.1	14
37102604	4	0.177	4.5	16
37102605	5	0.193	4.9	20
37102607	7	0.224	5.7	28
37102610	10	0.264	6.7	33
37102614	14	0.283	7.2	42
37102618	18	0.323	8.2	56
37102625	25	0.398	10.1	78

item no.	no. of conductors incl. ground	outer-ø		cable weight ≈lbs/mft
		±10% inch	±10% mm	
▶ 24 AWG (≈ 32/38) ▪ 0.25 mm²				
37102402	2	0.165	4.2	15
37102403	3	0.177	4.5	17
37102404	4	0.189	4.8	21
37102405	5	0.209	5.3	26
37102407	7	0.248	6.3	36
37102410	10	0.287	7.3	44
37102414	14	0.319	8.1	58
37102418	18	0.354	9.0	74
37102425	25	0.433	11.0	102

item no.	no. of conductors incl. ground	outer-ø		cable weight ≈lbs/mft
		±10% inch	±10% mm	
▶ 22 AWG (≈ 42/38) ▪ 0.34 mm²				
37102202	2	0.173	4.4	17
37102203	3	0.185	4.7	20
37102204	4	0.201	5.1	24
37102205	5	0.217	5.5	30
37102207	7	0.260	6.6	41
37102210	10	0.311	7.9	53
37102214	14	0.335	8.5	69
37102218	18	0.374	9.5	87
37102225	25	0.461	11.7	120

Other dimensions and colors are available on request

US 2 color code:

#1- black, #2- white, #3- red, #4- green, #5- orange, #6- blue, #7- white-black, #8- red-black, #9- green-black, #10- orange-black, #11- blue-black, #12- black-white, #13- red-white, #14- green-white, #15- blue-white, #16- black-red, #17- white-red, #18- orange-red, #19- blue-red, #20- red-green, #21- orange-green, #22- black-white-red, #23- white-black-red, #24- red-black-white, #25- green-black-white

Continuous Flex Cables for Track

S 960

Continuous flex control cable for small bending radius with black conductors



87 90°C 600V CSA AWM I/II A/B 90°C 600V FT1 FT2 CE



Marking for S 960 7521612:

SAB BRÖCKSKES · D-VIERSEN · 7521215 12 x 1.5 mm² S 960 16 AWG/12c 7521612 AWM Style 2587 90°C 600V CSA AWM I/II A/B 90°C 600V FT1 FT2 CE

Construction:

Conductor:	bare copper strands acc. to IEC 60228, VDE 0295, class 6
Insulation:	PVC, T12 acc. to EN 50363-3 + VDE 0207-363-3
Color code:	black conductors with consecutive numbers acc. to EN 50334 + VDE 0293-334, green/yellow ground from 3 conductors
Stranding:	specially adjusted layering with non-woven tape over each layer
Jacket material:	PVC, TM2 acc. to EN 50363-3 + VDE 0207-363-3
Jacket color:	black (RAL 9005)

Outstanding features:



- very good flexibility
- small bending radius
- reinforced outer jacket
- UV resistant jacket

Technical data:

Nominal voltage:	Uo/U 300/500 V	
Voltage UL/CSA:	600 V	
Testing voltage:	conductor/conductor: 2000 V	
Min. bending radius: <i>continuously flexing:</i>	7.5 x O.D.	
Radiation resistance:	8 x 10 ⁷ cJ/kg	
Temperature range: <i>static:</i> <i>flexing:</i>	DIN VDE -40/+70°C	UL/CSA: up to +90°C
Burning characteristics:	flame retardant and self-extinguishing acc. to IEC 60332-1-2 + VDE 0482-332-1-2, UL VW-1, CSA FT1, FT2	
Oil resistance:	acc. to our internal standard, see page O/29	
Approvals:	UR AWM, CSA AWM, CE, RoHS	
Absence of harmful substances:	acc. to RoHS directive of the European Union see page O/30	

B
13

item no.	no. of conductors incl. ground	outer-ø ±10% inch	outer-ø ±10% mm	cable weight ≈lbs/mft
▶ 20 AWG (≈ 28/34) ▪ 0.50 mm²				
7522002	2	0.217	5.5	27
7522003	3	0.228	5.8	32
7522004	4	0.248	6.3	38
7522005	5	0.276	7.0	48
7522007	7	0.323	8.2	66
7522012	12	0.398	10.1	97
7522018	18	0.472	12.0	142
7522025	25	0.567	14.4	191
7522034	34	0.638	16.2	254
7522050	50	0.752	19.1	351
7522061	61	0.831	21.1	440
▶ 19 AWG (≈ 42/34) ▪ 0.75 mm²				
7521902	2	0.232	5.9	32
7521903	3	0.248	6.3	38
7521904	4	0.268	6.8	46
7521905	5	0.295	7.5	5
7521907	7	0.358	9.1	82
7521912	12	0.433	11.0	119
7521918	18	0.516	13.1	175
7521925	25	0.622	15.8	238
7521934	34	0.705	17.9	318
7521950	50	0.831	21.1	450
7521961	61	0.925	23.5	558
▶ 18 AWG (≈ 56/34) ▪ 1.00 mm²				
7521802	2	0.244	6.2	37
7521803	3	0.256	6.5	44
7521804	4	0.283	7.2	55
7521805	5	0.311	7.9	68
7521807	7	0.370	9.4	95
7521809	9	0.445	11.3	136
7521812	12	0.453	11.5	142
7521815	15	0.516	13.1	187
7521818	18	0.539	13.7	210

item no.	no. of conductors incl. ground	outer-ø ±10% inch	outer-ø ±10% mm	cable weight ≈lbs/mft
▶ 18 AWG (≈ 56/34) ▪ 1.00 mm²				
7521825	25	0.650	16.5	285
7521834	34	0.736	18.7	382
7521850	50	0.886	22.5	555
7521861	61	0.965	24.5	671
▶ 16 AWG (≈ 84/34) ▪ 1.50 mm²				
7521602	2	0.268	6.8	47
7521603	3	0.287	7.3	59
7521604	4	0.315	8.0	73
7521605	5	0.346	8.8	91
7521607	7	0.417	10.6	129
7521609	9	0.496	12.6	179
7521612	12	0.512	13.0	194
7521618	18	0.606	15.4	286
7521625	25	0.736	18.7	390
7521634	34	0.831	21.1	522
7521650	50	0.988	25.1	749
7521661	61	1.087	27.6	915
▶ 14 AWG (≈ 140/34) ▪ 2.50 mm²				
7521402	2	0.35	8.9	79
7521403	3	0.374	9.5	97
7521404	4	0.409	10.4	120
7521405	5	0.457	11.6	150
7521407	7	0.551	14.0	214
7521412	12	0.681	17.3	323
7521418	18	0.815	20.7	480
7521425	25	0.988	25.1	654
▶ 12 AWG (≈ 224/34) ▪ 4.00 mm²				
7521203	3	0.445	11.3	150
7521204	4	0.488	12.4	179
7521205	5	0.543	13.8	230
7521207	7	0.657	16.7	331

item no.	no. of conductors incl. ground	outer-ø ±10% inch	outer-ø ±10% mm	cable weight ≈lbs/mft
▶ 10 AWG (≈ 186/32) ▪ 6.00 mm²				
7521003	3	0.516	13.1	214
7521004	4	0.571	14.5	256
7521005	5	0.638	16.2	329
7521007	7	0.764	19.4	470
▶ 8 AWG (≈ 320/32) ▪ 10.00 mm²				
7520803	3	0.638	16.2	337
7520804	4	0.709	18.0	428
7520805	5	0.791	20.1	529
▶ 6 AWG (≈ 504/32) ▪ 16.00 mm²				
7520603	3	0.764	19.4	507
7520604	4	0.846	21.5	641
7520605	5	0.949	24.1	798
▶ 4 AWG (≈ 760/32) ▪ 25.00 mm²				
7520404	4	1.024	26.0	935
7520405	5	1.142	29.0	1195
▶ 2 AWG (≈ 1083/32) ▪ 35.00 mm²				
7520204	4	1.173	29.8	1284
7520205	5	1.295	32.9	1582
▶ 1 AWG (≈ 703/28) ▪ 50.00 mm²				
7520104	4	1.374	34.9	1795

Other dimensions and colors are available on request



also available with gray jacket and blue or red conductors

Continuous Flex Cables for Track

S 960 red

Continuous flex control cable for small bending radius with red conductors



600V CSA AWM I/II A/B 90°C 600V FT1 FT2 CE



Marking for S 960 red 7751607:

SAB BRÖCKSKES · D-VIERSEN · 7750715 7 x 1.5 mm² S 960 red 16 AWG/7c 7751607 AWM Style 2587 90°C 600V CSA AWM I/II A/B 90°C 600V FT1 FT2 CE

B
14

Construction:

Conductor:	bare copper strands acc. to IEC 60228, VDE 0295, class 6
Insulation:	PVC, Tl2 acc. to EN 50363-3 + VDE 0207-363-3
Color code:	red conductors with consecutive numbers acc. to EN 50334 + VDE 0293-334, green/yellow ground from 3 conductors
Stranding:	specially adjusted layering with non-woven tape over each layer
Jacket material:	PVC, TM2 acc. to EN 50363-3 + VDE 0207-363-3
Jacket color:	black (RAL 9005)

Outstanding features:



- very good flexibility
- small bending radius
- reinforced outer jacket
- UV resistant jacket

Technical data:

Nominal voltage:	Uo/U 300/500 V	
Voltage UL/CSA:	600 V	
Testing voltage:	conductor/conductor: 2000 V	
Min. bending radius: <i>continuously flexing:</i>	7.5 x O.D.	
Radiation resistance:	8 x 10 ⁷ cJ/kg	
Temperature range: <i>static:</i> <i>flexing:</i>	DIN VDE -40/+70°C	UL/CSA: up to +90°C
Burning characteristics:	flame retardant and self-extinguishing acc. to IEC 60332-1-2 + VDE 0482-332-1-2, UL VW-1, CSA FT1, FT2	
Oil resistance:	acc. to our internal standard, see page O/29	
Approvals:	UR AWM, CSA AWM, CE, RoHS	
Absence of harmful substances:	acc. to RoHS directive of the European Union see page O/30	

item no.	no. of conductors incl. ground	outer-ø ±10% inch	outer-ø ±10% mm	cable weight ≈lbs/mft
▶ 20 AWG (≈ 28/34) ▪ 0.50 mm²				
7752002	2	0.217	5.5	27
7752003	3	0.228	5.8	32
7752004	4	0.248	6.3	38
7752005	5	0.276	7.0	48
7752007	7	0.323	8.2	66
7752012	12	0.398	10.1	97
7752018	18	0.472	12.0	142
7752025	25	0.567	14.4	191
7752034	34	0.638	16.2	254
7752050	50	0.752	19.1	351
7752061	61	0.831	21.1	440
▶ 19 AWG (≈ 42/34) ▪ 0.75 mm²				
7751902	2	0.232	5.9	32
7751903	3	0.248	6.3	38
7751904	4	0.268	6.8	46
7751905	5	0.295	7.5	57
7751907	7	0.358	9.1	82
7751912	12	0.433	11.0	119
7751918	18	0.516	13.1	175
7751925	25	0.622	15.8	238
7751934	34	0.705	17.9	318
7751950	50	0.831	21.1	450
7751961	61	0.925	23.5	558
▶ 18 AWG (≈ 56/34) ▪ 1.00 mm²				
7751802	2	0.244	6.2	37
7751803	3	0.256	6.5	44
7751804	4	0.283	7.2	55
7751805	5	0.311	7.9	68

item no.	no. of conductors incl. ground	outer-ø ±10% inch	outer-ø ±10% mm	cable weight ≈lbs/mft
▶ 18 AWG (≈ 56/34) ▪ 1.00 mm²				
7751807	7	0.370	9.4	95
7751812	12	0.453	11.5	142
7751818	18	0.539	13.7	210
7751825	25	0.650	16.5	285
7751834	34	0.736	18.7	382
7751850	50	0.886	22.5	555
7751861	61	0.965	24.5	671
▶ 16 AWG (≈ 84/34) ▪ 1.50 mm²				
7751602	2	0.268	6.8	47
7751603	3	0.287	7.3	59
7751604	4	0.315	8.0	73
7751605	5	0.346	8.8	91
7751607	7	0.417	10.6	129
7751612	12	0.512	13.0	194
7751618	18	0.606	15.4	286
7751625	25	0.736	18.7	390
7751634	34	0.831	21.1	522
7751650	50	0.988	25.1	749
7751661	61	1.087	27.6	915
▶ 14 AWG (≈ 140/34) ▪ 2.50 mm²				
7751402	2	0.350	8.9	79
7751403	3	0.374	9.5	97
7751404	4	0.409	10.4	120
7751405	5	0.457	11.6	150
7751407	7	0.551	14.0	214
7751412	12	0.681	17.3	323
7751418	18	0.815	20.7	480
7751425	25	0.988	25.1	654

item no.	no. of conductors incl. ground	outer-ø ±10% inch	outer-ø ±10% mm	cable weight ≈lbs/mft
▶ 12 AWG (≈ 224/34) ▪ 4.00 mm²				
7751203	3	0.445	11.3	150
7751204	4	0.488	12.4	179
7751205	5	0.543	13.8	230
7751207	7	0.657	16.7	331
▶ 10 AWG (≈ 186/32) ▪ 6.00 mm²				
7751003	3	0.516	13.1	214
7751004	4	0.571	14.5	256
7751005	5	0.638	16.2	329
7751007	7	0.764	19.4	470
▶ 8 AWG (≈ 320/32) ▪ 10.00 mm²				
7750803	3	0.638	16.2	337
7750804	4	0.709	18.0	428
7750805	5	0.791	20.1	529
▶ 6 AWG (≈ 504/32) ▪ 16.00 mm²				
7750603	3	0.764	19.4	507
7750604	4	0.846	21.5	641
7750605	5	0.949	24.1	798
▶ 4 AWG (≈ 760/32) ▪ 25.00 mm²				
7750404	4	1.024	26.0	935
7750405	5	1.142	29.0	1195
▶ 2 AWG (≈ 1083/32) ▪ 35.00 mm²				
7750204	4	1.173	29.8	1284
7750205	5	1.295	32.9	1582
▶ 1 AWG (≈ 703/28) ▪ 50.00 mm²				
7750104	4	1.374	34.9	1795

Other dimensions and colors are available on request



also available with gray outer jacket
and black or blue conductors



Continuous Flex Cables for Track

SD 960 CY

Shielded continuous flex data cable for small bending radius



Marking for SD 960 CY 7852425:

SAB BRÖCKSKES · D-VIERSEN · 7852502 25 x 0.25 mm² SD 960 CY 24 AWG/25c 7852425 AWM Style 21083 80°C 300V CE

Construction:

Conductor:	bare copper strands, extra fine wires
Insulation:	PVC, T12 acc. to EN 50363-3 + VDE 0207-363-3
Color code:	US 2, see below
Stranding:	specially adjusted layering with non-woven tape over each layer
Wrapping:	non-woven tape
Shielding:	tinned copper braiding
Wrapping:	non-woven tape
Jacket material:	PVC, TM2 acc. to EN 50363-3 + VDE 0207-363-3
Jacket color:	black (RAL 9005)

Outstanding features:



- very good EMC characteristics
- very good flexibility
- small bending radius
- UV resistant jacket

Technical data:

Peak operating voltage:	max. 350 V	
Voltage UL:	300 V	
Testing voltage:	conductor/conductor: 1500 V conductor/shielding: 1200 V	
Min. bending radius: <i>continuously flexing:</i>	7.5 x O.D.	
Radiation resistance:	8 x 10 ⁷ cJ/kg	
Temperature range: <i>static:</i> <i>flexing:</i>	DIN VDE -30/+70°C	UL/CSA: up to +80°C
Burning characteristics:	flame retardant and self-extinguishing acc. to IEC 60332-1-2 + VDE 0482-332-1-2, UL VW-1	
Oil resistance:	acc. to our internal standard, see page O/29	
Approvals:	UR AWM, CE, RoHS	
Absence of harmful substances:	acc. to RoHS directive of the European Union see page O/30	

B
15

item no.	no. of conductors	outer-ø ±10% inch	outer-ø ±10% mm	cable weight ≈lbs/mft
▶ 26 AWG (≈ 18/38) ▪ 0.14 mm²				
7852602	2	0.177	4.5	17
7852603	3	0.185	4.7	20
7852604	4	0.205	5.2	24
7852605	5	0.220	5.6	28
7852607	7	0.252	6.4	38
7852610	10	0.295	7.5	45
7852614	14	0.335	8.5	60
7852618	18	0.366	9.3	73
7852625	25	0.433	11.0	100

item no.	no. of conductors	outer-ø ±10% inch	outer-ø ±10% mm	cable weight ≈lbs/mft
▶ 24 AWG (≈ 32/38) ▪ 0.25 mm²				
7852402	2	0.193	4.9	20
7852403	3	0.205	5.2	24
7852404	4	0.217	5.5	28
7852405	5	0.244	6.2	36
7852407	7	0.280	7.1	43
7852410	10	0.335	8.5	60
7852414	14	0.362	9.2	75
7852418	18	0.398	10.1	92
7852425	25	0.492	12.5	134

item no.	no. of conductors	outer-ø ±10% inch	outer-ø ±10% mm	cable weight ≈lbs/mft
▶ 22 AWG (≈ 42/38) ▪ 0.34 mm²				
7852202	2	0.201	5.1	22
7852203	3	0.213	5.4	26
7852204	4	0.228	5.8	31
7852205	5	0.252	6.4	40
7852207	7	0.291	7.4	49
7852210	10	0.346	8.8	69
7852214	14	0.378	9.6	86
7852218	18	0.425	10.8	114
7852225	25	0.512	13.0	153

Other dimensions and colors are available on request

US 2 color code:

#1- black, #2- white, #3- red, #4- green, #5- orange, #6- blue, #7- white-black, #8- red-black, #9- green-black, #10- orange-black, #11- blue-black, #12- black-white, #13- red-white, #14- green-white, #15- blue-white, #16- black-red, #17- white-red, #18- orange-red, #19- blue-red, #20- red-green, #21- orange-green, #22- black-white-red, #23- white-black-red, #24- red-black-white, #25- green-black-white

Possible on request:

- 20 AWG & 19 AWG
- with gray jacket and colored conductors with reference to DIN 47100

Continuous Flex Cables for Track

S 960 CY

Shielded continuous flex control cable for small bending radius with black conductors



Marking for S 960 CY 7541607:

SAB BRÖCKSKES · D-VIERSEN · 754715 7 x 1.5 mm² S 960 CY 16 AWG/7c 7541607 AWM Style 2587 90°C 600V CSA AWM I/II A/B 90°C 600V FT1 FT2 CE

B
16

Construction:

Conductor:	bare copper strands acc. to IEC 60228, VDE 0295, class 6
Insulation:	PVC, T12 acc. to EN 50363-3 + VDE 0207-363-3
Color code:	black conductors with consecutive numbers acc. to EN 50334 + VDE 0293-334, green/yellow ground from 3 conductors
Stranding:	specially adjusted layering with non-woven tape over each layer
Inner jacket:	PVC, TM2 acc. to EN 50363-3 + VDE 0207-363-3
Shielding:	tinned copper braiding
Wrapping:	non-woven tape
Jacket material:	PVC, TM2 acc. to EN 50363-3 + VDE 0207-363-3
Jacket color:	black (RAL 9005)

Technical data:

Nominal voltage:	Uo/U 300/500 V	
Voltage UL/CSA:	600 V	
Testing voltage:	conductor/conductor: 2000 V conductor/shielding: 2000 V	
Min. bending radius: <i>continuously flexing:</i>	7.5 x O.D.	
Radiation resistance:	8 x 10 ⁷ cJ/kg	
Temperature range: <i>static:</i> <i>flexing:</i>	DIN VDE -40/+70°C	UL/CSA: up to +90°C +5/+70°C
Burning characteristics:	flame retardant and self-extinguishing acc. to IEC 60332-1-2 + VDE 0482-332-1-2, UL VW-1, CSA FT1, FT2	
Oil resistance:	acc. to our internal standard, see page O/29	
Approvals:	UR AWM, CSA AWM, CE, RoHS	
Absence of harmful substances:	acc. to RoHS directive of the European Union see page O/30	

Outstanding features:



- very good EMC characteristics
- very good flexibility
- small bending radius
- UV resistant jacket

item no.	no. of conductors incl. ground	outer-ø		cable weight ≈lbs/mft
		±10% inch	±10% mm	
▶ 20 AWG (≈ 28/34) ▪ 0.50 mm²				
7542002	2	0.311	7.9	53
7542003	3	0.323	8.2	61
7542004	4	0.343	8.7	70
7542005	5	0.370	9.4	83
7542007	7	0.421	10.7	110
7542012	12	0.516	13.1	163
7542018	18	0.594	15.1	226
7542025	25	0.697	17.7	296
▶ 19 AWG (≈ 42/34) ▪ 0.75 mm²				
7541902	2	0.327	8.3	60
7541903	3	0.343	8.7	69
7541904	4	0.366	9.3	81
7541905	5	0.394	10.0	95
7541907	7	0.457	11.6	126
7541912	12	0.551	14.0	185
7541918	18	0.638	16.2	261
7541925	25	0.764	19.4	350
▶ 18 AWG (≈ 56/34) ▪ 1.00 mm²				
7541802	2	0.339	8.6	66
7541803	3	0.350	8.9	75
7541804	4	0.374	9.5	88
7541805	5	0.406	10.3	105
7541807	7	0.476	12.1	144
7541812	12	0.579	14.7	222
7541818	18	0.665	16.9	305
7541825	25	0.791	20.1	404
7541836	36	0.890	22.6	574

item no.	no. of conductors incl. ground	outer-ø		cable weight ≈lbs/mft
		±10% inch	±10% mm	
▶ 16 AWG (≈ 84/34) ▪ 1.50 mm²				
7541602	2	0.366	9.3	79
7541603	3	0.382	9.7	92
7541604	4	0.409	10.4	110
7541605	5	0.453	11.5	140
7541607	7	0.531	13.5	192
7541612	12	0.638	16.2	282
7541618	18	0.744	18.9	394
7541625	25	0.886	22.5	530
▶ 14 AWG (≈ 140/34) ▪ 2.50 mm²				
7541402	2	0.449	11.4	122
7541403	3	0.472	12.0	147
7541404	4	0.516	13.1	179
7541405	5	0.571	14.5	229
7541407	7	0.622	15.8	294
7541412	12	0.803	20.4	438
7541418	18	0.933	23.7	610
7541425	25	1.110	28.2	815
▶ 12 AWG (≈ 224/34) ▪ 4.00 mm²				
7541203	3	0.539	13.7	202
7541204	4	0.575	14.6	251
7541205	5	0.630	16.0	304
7541207	7	0.760	19.3	440
▶ 10 AWG (≈ 186/32) ▪ 6.00 mm²				
7541003	3	0.638	16.2	288
7541004	4	0.685	17.4	347
7541005	5	0.760	19.3	416

item no.	no. of conductors incl. ground	outer-ø		cable weight ≈lbs/mft
		±10% inch	±10% mm	
▶ 8 AWG (≈ 320/32) ▪ 10.00 mm²				
7540804	4	0.835	21.2	531
7540805	5	0.925	23.5	644
▶ 6 AWG (≈ 504/32) ▪ 16.00 mm²				
7540604	4	0.980	24.9	734
7540605	5	1.079	27.4	902
▶ 4 AWG (≈ 760/32) ▪ 25.00 mm²				
7540404	4	1.165	29.6	1124
7540405	5	1.291	32.8	1329
▶ 2 AWG (≈ 1083/32) ▪ 35.00 mm²				
7540204	4	1.303	33.1	1418
▶ 1 AWG (≈ 703/28) ▪ 50.00 mm²				
7540104	4	1.567	39.8	2022

Other dimensions and colors are available on request

Continuous Flex Cables for Track

S 960 CY red

Shielded continuous flex control cable for small bending radius with red conductors



90°C 600V CSA AWM I/II A/B 90°C 600V FT1 FT2 CE



Marking for S 960 CY red 7851607:

SAB BRÖCKSKES · D-VIERSEN · 7850715 7 x 1.5 mm² S 960 CY red 16 AWG/7c 7851607 AWM Style 2587 90°C 600V CSA AWM I/II A/B 90°C 600V FT1 FT2 CE

Construction:

Conductor:	bare copper strands acc. to IEC 60228, VDE 0295, class 6
Insulation:	PVC, Tl2 acc. to EN 50363-3 + VDE 0207-363-3
Color code:	red conductors with consecutive numbers acc. to EN 50334 + VDE 0293-334, green/yellow ground from 3 conductors
Stranding:	specially adjusted layering with non-woven tape over each layer
Inner jacket:	PVC, TM2 acc. to EN 50363-3 + VDE 0207-363-3
Shielding:	tinned copper braiding
Wrapping:	non-woven tape
Jacket material:	PVC, TM2 acc. to EN 50363-3 + VDE 0207-363-3
Jacket color:	black (RAL 9005)

Technical data:

Nominal voltage:	Uo/U 300/500 V	
Voltage UL/CSA:	600 V	
Testing voltage:	conductor/conductor: 2000 V conductor/shielding: 2000 V	
Min. bending radius: <i>continuously flexing:</i>	7.5 x O.D.	
Radiation resistance:	8 x 10 ⁷ cJ/kg	
Temperature range: <i>static:</i> <i>flexing:</i>	DIN VDE -40/+70°C	UL/CSA: up to +90°C +5/+70°C
Burning characteristics:	flame retardant and self-extinguishing acc. to IEC 60332-1-2 + VDE 0482-332-1-2, UL VW-1, CSA FT1, FT2	
Oil resistance:	acc. to our internal standard, see page O/29	
Approvals:	UR AWM, CSA AWM, CE, RoHS	
Absence of harmful substances:	acc. to RoHS directive of the European Union see page O/30	

B
17

Outstanding features:



- very good EMC characteristics
- very good flexibility
- small bending radius
- UV resistant jacket

item no.	no. of conductors incl. ground	outer-ø ±10% inch	outer-ø ±10% mm	cable weight ≈lbs/mft
▶ 20 AWG (≈ 28/34) ▪ 0.50 mm²				
7852002	2	0.311	7.9	53
7852003	3	0.323	8.2	61
7852004	4	0.343	8.7	70
7852005	5	0.370	9.4	83
7852007	7	0.421	10.7	110
7852012	12	0.516	13.1	163
7852018	18	0.594	15.1	226
7852025	25	0.697	17.7	296
▶ 19 AWG (≈ 42/34) ▪ 0.75 mm²				
7851902	2	0.327	8.3	60
7851903	3	0.343	8.7	69
7851904	4	0.366	9.3	81
7851905	5	0.394	10.0	95
7851907	7	0.457	11.6	126
7851912	12	0.551	14.0	185
7851918	18	0.638	16.2	261
7851925	25	0.764	19.4	350
▶ 18 AWG (≈ 56/34) ▪ 1.00 mm²				
7851802	2	0.339	8.6	66
7851803	3	0.350	8.9	75
7851804	4	0.374	9.5	88
7851805	5	0.406	10.3	105
7851807	7	0.476	12.1	144
7851812	12	0.579	14.7	222
7851818	18	0.665	16.9	305
7851825	25	0.791	20.1	404
7851836	36	0.890	22.6	574

item no.	no. of conductors incl. ground	outer-ø ±10% inch	outer-ø ±10% mm	cable weight ≈lbs/mft
▶ 16 AWG (≈ 84/34) ▪ 1.50 mm²				
7851602	2	0.366	9.3	79
7851603	3	0.382	9.7	92
7851604	4	0.409	10.4	110
7851605	5	0.453	11.5	140
7851607	7	0.531	13.5	192
7851612	12	0.638	16.2	282
7851618	18	0.744	18.9	394
7851625	25	0.886	22.5	530
▶ 14 AWG (≈ 140/34) ▪ 2.50 mm²				
7851402	2	0.449	11.4	122
7851403	3	0.472	12.0	147
7851404	4	0.516	13.1	179
7851405	5	0.571	14.5	229
7851407	7	0.622	15.8	294
7851412	12	0.803	20.4	438
7851418	18	0.933	23.7	610
7851425	25	1.110	28.2	815
▶ 12 AWG (≈ 224/34) ▪ 4.00 mm²				
7851203	3	0.539	13.7	202
7851204	4	0.575	14.6	251
7851205	5	0.630	16.0	304
7851207	7	0.760	19.3	440
▶ 10 AWG (≈ 186/32) ▪ 6.00 mm²				
7851003	3	0.638	16.2	288
7851004	4	0.685	17.4	347
7851005	5	0.760	19.3	416

item no.	no. of conductors incl. ground	outer-ø ±10% inch	outer-ø ±10% mm	cable weight ≈lbs/mft
▶ 8 AWG (≈ 320/32) ▪ 10.00 mm²				
7850804	4	0.835	21.2	531
7850805	5	0.925	23.5	644
▶ 6 AWG (≈ 504/32) ▪ 16.00 mm²				
7850604	4	0.980	24.9	734
7850605	5	1.079	27.4	902
▶ 4 AWG (≈ 760/32) ▪ 25.00 mm²				
7850404	4	1.165	29.6	1124
7850405	5	1.291	32.8	1329
▶ 2 AWG (≈ 1083/32) ▪ 35.00 mm²				
7850204	4	1.303	33.1	1418
▶ 1 AWG (≈ 703/28) ▪ 50.00 mm²				
7850104	4	1.567	39.8	2022

Other dimensions and colors are available on request

Continuous Flex Cables for Track

SD 960 CY TP

Continuous flex twisted pairs shielded data cable for small bending radius



Marking for SD 960 CY TP 7772403:

SAB BRÖCKSKES · D-VIERSEN · 7770325 3 x 2 x 0,25 mm² SD 960 CY TP 24 AWG/3pr 7772403 AWM Style 21083 80°C 300V CE

B
18

Construction:

Conductor:	bare copper strands, extra fine wires
Insulation:	PVC, T12 acc. to EN 50363-3 + VDE 0207-363-3
Color code:	acc. to color code US 3, see below
Stranding:	conductors twisted to pairs, pairs twisted in specially adjusted layering with non-woven tape over the outer layer
Shielding:	tinned copper braiding
Jacket material:	PVC, TM2 acc. to EN 50363-3 + VDE 0207-363-3
Jacket color:	black (RAL 9005)

Technical data:

Peak operating voltage:	max. 350 V
Voltage UL:	300 V
Testing voltage:	conductor/conductor: 1500 V conductor/shielding: 1200 V
Min. bending radius: <i>continuously flexing:</i>	7.5 x O.D.
Radiation resistance:	8 x 10 ⁷ cJ/kg
Temperature range: <i>static:</i> <i>flexing:</i>	DIN VDE UL/CSA: up to +80°C -30/+70°C -5/+70°C
Burning characteristics:	flame retardant and self-extinguishing acc. to IEC 60332-1-2 + VDE 0482-332-1-2, UL VW-1
Oil resistance:	acc. to our internal standard, see page O/29
Approvals:	UR AWM, CE, RoHS
Absence of harmful substances:	acc. to RoHS directive of the European Union see page O/30

Outstanding features:

- very good flexibility
- small bending radius
- UV resistant jacket

item no.	no. of pairs	outer-ø		cable weight
		±10% inch	±10% mm	≈lbs/mft
▶ 26 AWG (≈ 18/38) • 0.14 mm²				
7772602	2	0.240	6.1	32
7772603	3	0.264	6.7	39
7772604	4	0.299	7.6	46
7772605	5	0.339	8.6	57
7772607	7	0.362	9.2	73
7772610	10	0.421	10.7	93
7772614	14	0.504	12.8	123
7772618	18	0.547	13.9	163
7772625	25	0.634	16.1	210
▶ 24 AWG (≈ 32/38) • 0.25 mm²				
7772402	2	0.256	6.5	36
7772403	3	0.283	7.2	47
7772404	4	0.335	8.5	58
7772405	5	0.366	9.3	69
7772407	7	0.386	9.8	91
7772410	10	0.461	11.7	116
7772414	14	0.555	14.1	168
7772418	18	0.594	15.1	205
7772425	25	0.689	17.5	265

item no.	no. of pairs	outer-ø		cable weight
		±10% inch	±10% mm	≈lbs/mft
▶ 22 AWG (≈ 42/38) • 0.34 mm²				
7772202	2	0.268	6.8	40
7772203	3	0.291	7.4	51
7772204	4	0.350	8.9	69
7772205	5	0.378	9.6	79
7772207	7	0.417	10.6	111
7772210	10	0.492	12.5	131
7772214	14	0.587	14.9	193
7772218	18	0.646	16.4	240
7772225	25	0.724	18.4	299

item no.	no. of pairs	outer-ø		cable weight
		±10% inch	±10% mm	≈lbs/mft
▶ 20 AWG (≈ 28/34) • 0.50 mm²				
7772002	2	0.291	7.4	47
7772003	3	0.339	8.6	70
7772004	4	0.386	9.8	86
7772005	5	0.425	10.8	108
7772007	7	0.461	11.7	138
7772010	10	0.555	14.1	187
7772014	14	0.657	16.7	251
7772018	18	0.705	17.9	308
7772025	25	0.795	20.2	387

Other dimensions and colors are available on request

US 3 color code:

#1- black paired with red, #2- black paired with white, #3- black paired with green, #4- black paired with blue, #5- black paired with yellow, #6- black paired with brown, #7- black paired with orange, #8- red paired with white, #9- red paired with green, #10- red paired with blue, #11- red paired with yellow, #12- red paired with brown, #13- red paired with orange, #14- green paired with white, #15- green paired with blue, #16- green paired with yellow, #17- green paired with brown, #18- green paired with orange, #19- white paired with blue, #20- white paired with yellow, #21- white paired with brown, #22- white paired with orange, #23- blue paired with yellow, #24- blue paired with brown, #25- blue paired with orange

Possible on request:

- with gray jacket and colored conductors acc. to DIN 47100



Continuous Flex Cables for Track

SD 960 P

Continuous flex polyurethane data cable for small bending radius



80°C 300V CSA AWM I/II A/B 80°C 300V FT1 FT2 CE



Marking for SD 960 P 7762225:

SAB BRÖCKSKES · D-VIERSEN · 7762503 25 x 0.34 mm² SD 960 P 22 AWG/25c 7762225 AWM Style 20233 80°C 300V CSA AWM I/II A/B 80°C 300V FT1 FT2 CE

Construction:

Conductor:	bare copper strands, extra fine wires
Insulation:	PVC, Tl2 acc. to EN 50363-3 + VDE 0207-363-3
Color code:	US 2, see below
Stranding:	specially adjusted layering with non-woven tape over each layer
Jacket material:	PU acc. to UL 758 with matte surface
Jacket color:	grayish tan (RAL 7032)

Technical data:

Peak operating voltage:	max. 350 V	
Voltage UL/CSA:	300 V	
Testing voltage:	conductor/conductor: 1500 V	
Min. bending radius:	continuously flexing: 7.5 x O.D.	
Radiation resistance:	5 x 10 ⁷ cJ/kg	
Temperature range:	DIN VDE	UL/CSA: up to +80°C
<i>static:</i>	-30/+70°C	
<i>flexing:</i>	+5/+70°C	
Burning characteristics:	flame retardant and self-extinguishing acc. to UL FT1, CSA FT1, FT2	
Oil resistance:	very good - oil rating 60°C acc. to UL 758	
Approvals:	UR AWM, CSA AWM, CE, RoHS	
Absence of harmful substances:	acc. to RoHS directive of the European Union see page O/30	

B
19

Outstanding features:



- very good oil resistance
- very good chemical resistance
- high abrasion resistance
- very good flexibility

item no.	no. of conductors	outer-ø ±10% inch	outer-ø ±10% mm	cable weight ≈lbs/mft
▶ 26 AWG (≈ 18/38) - 0.14 mm²				
7762602	2	0.177	4.5	13
7762603	3	0.185	4.7	16
7762604	4	0.201	5.1	19
7762605	5	0.217	5.5	23
7762607	7	0.248	6.3	30
7762610	10	0.276	7.0	36
7762614	14	0.295	7.5	48
7762618	18	0.339	8.6	56
7762625	25	0.398	10.1	73

item no.	no. of conductors	outer-ø ±10% inch	outer-ø ±10% mm	cable weight ≈lbs/mft
▶ 24 AWG (≈ 32/38) - 0.25 mm²				
7762402	2	0.189	4.8	16
7762403	3	0.201	5.1	19
7762404	4	0.213	5.4	23
7762405	5	0.232	5.9	28
7762407	7	0.268	6.8	35
7762410	10	0.299	7.6	47
7762414	14	0.323	8.2	56
7762418	18	0.366	9.3	74
7762425	25	0.449	11.4	101

item no.	no. of conductors	outer-ø ±10% inch	outer-ø ±10% mm	cable weight ≈lbs/mft
▶ 22 AWG (≈ 42/38) - 0.34 mm²				
7762202	2	0.197	5.0	18
7762203	3	0.209	5.3	22
7762204	4	0.224	5.7	26
7762205	5	0.240	6.1	32
7762207	7	0.280	7.1	40
7762210	10	0.315	8.0	52
7762214	14	0.339	8.6	67
7762218	18	0.386	9.8	86
7762225	25	0.476	12.1	118

Other dimensions and colors are available on request

US 2 color code:

#1- black, #2- white, #3- red, #4- green, #5- orange, #6- blue, #7- white-black, #8- red-black, #9- green-black, #10- orange-black, #11- blue-black, #12- black-white, #13- red-white, #14- green-white, #15- blue-white, #16- black-red, #17- white-red, #18- orange-red, #19- blue-red, #20- red-green, #21- orange-green, #22- black-white-red, #23- white-black-red, #24- red-black-white, #25- green-black-white



Possible on request:

- 20 AWG or 19 AWG
- with orange jacket and colored conductors acc. to DIN 47100

Continuous Flex Cables for Track

S 960 P

Continuous flex polyurethane control cable for small bending radius



Marking for S 960 P 7761607:

SAB BRÖCKSKES · D-VIERSEN · 7760715 7 x 1.5 mm² S 960 P 16 AWG/7c 7761607 AWM Style 21060 80°C 600V CSA AWM I/II A/B 80°C 600V FT1 FT2 CE

B
20

Construction:

Conductor:	bare copper strands acc. to IEC 60228, VDE 0295, class 6
Insulation:	PVC, Tl2 acc. to EN 50363-3 + VDE 0207-363-3
Color code:	black conductors with consecutive numbers acc. to EN 50334 + VDE 0293-334, green/yellow ground from 3 conductors
Stranding:	specially adjusted layering with non-woven tape over each layer
Jacket material:	PU acc. to UL 758 with matte surface
Jacket color:	gray (RAL 7000)

Outstanding features:



- very good oil resistance
- very good chemical resistance
- high abrasion resistance
- very good flexibility

Technical data:

Nominal voltage:	Uo/U 300/500 V
Voltage UL/CSA:	600 V
Testing voltage:	conductor/conductor: 2000 V
Min. bending radius: <i>continuously flexing:</i>	7.5 x O.D.
Radiation resistance:	5 x 10 ⁷ cJ/kg
Temperature range: <i>static:</i> <i>flexing:</i>	DIN VDE UL/CSA: up to +80°C -40/+70°C +5/+70°C
Burning characteristics:	flame retardant and self-extinguishing acc. to IEC 60332-1-2 + VDE 0482-332-1-2, UL VW-1, CSA FT1, FT2
Oil resistance:	very good - oil rating 60°C acc. to UL 758
Chemical resistance:	good against acids, alkalines, solvents, hydraulic liquids, etc.
Approvals:	UR AWM, CSA AWM, CE, RoHS
Absence of harmful substances:	acc. to RoHS directive of the European Union see page O/30

item no.	no. of conductors incl. ground	outer-ø		cable weight ≈lbs/mft
		±10% inch	±10% mm	
▶ 20 AWG (≈ 28/34) ▪ 0.50 mm²				
7762002	2	0.252	6.4	31
7762003	3	0.264	6.7	36
7762004	4	0.280	7.1	42
7762005	5	0.303	7.7	52
7762007	7	0.346	8.8	70
7762012	12	0.413	10.5	97
7762018	18	0.472	12.0	134
7762025	25	0.563	14.3	180
7762034	34	0.598	15.2	234
7762050	50	0.728	18.5	245
7762061	61	0.787	20.0	298
▶ 19 AWG (≈ 42/34) ▪ 0.75 mm²				
7761902	2	0.268	6.8	37
7761903	3	0.280	7.1	42
7761904	4	0.299	7.6	50
7761905	5	0.323	8.2	60
7761907	7	0.374	9.5	81
7761912	12	0.445	11.3	115
7761918	18	0.516	13.1	161
7761925	25	0.622	15.8	221
7761934	34	0.689	17.5	225
7761950	50	0.787	20.0	400
7761961	61	0.925	23.5	525
▶ 18 AWG (≈ 56/34) ▪ 1.00 mm²				
7761802	2	0.276	7.0	41
7761803	3	0.287	7.3	47
7761804	4	0.311	7.9	57
7761805	5	0.335	8.5	69
7761807	7	0.386	9.8	88
7761812	12	0.461	11.7	136
7761818	18	0.535	13.6	200
7761825	25	0.646	16.4	263
7761834	34	0.709	18.0	350
7761850	50	0.878	22.3	527
7761861	61	0.961	24.4	648

item no.	no. of conductors incl. ground	outer-ø		cable weight ≈lbs/mft
		±10% inch	±10% mm	
▶ 16 AWG (≈ 84/34) ▪ 1.50 mm²				
7761602	2	0.299	7.6	50
7761603	3	0.315	8.0	60
7761604	4	0.339	8.6	73
7761605	5	0.366	9.3	90
7761607	7	0.425	10.8	124
7761612	12	0.508	12.9	181
7761618	18	0.594	15.1	263
7761625	25	0.720	18.3	355
7761634	34	0.803	20.4	467
7761650	50	0.976	24.8	710
7761661	61	1.091	27.7	861
▶ 14 AWG (≈ 140/34) ▪ 2.50 mm²				
7761402	2	0.362	9.2	74
7761403	3	0.382	9.7	91
7761404	4	0.413	10.5	113
7761405	5	0.453	11.5	136
7761407	7	0.531	13.5	181
7761412	12	0.654	16.6	293
7761418	18	0.783	19.9	428
7761425	25	1.00	25.4	619
▶ 12 AWG (≈ 224/34) ▪ 4.00 mm²				
7761203	3	0.465	11.8	139
7761204	4	0.469	11.9	165
7761205	5	0.516	13.1	200
7761207	7	0.654	16.6	277
▶ 10 AWG (≈ 186/32) ▪ 6.00 mm²				
7761003	3	0.528	13.4	203
7761004	4	0.571	14.5	247
7761005	5	0.630	16.0	307
▶ 8 AWG (≈ 320/32) ▪ 10.00 mm²				
7760804	4	0.705	17.9	403
7760805	5	0.776	19.7	503

item no.	no. of conductors incl. ground	outer-ø		cable weight ≈lbs/mft
		±10% inch	±10% mm	
▶ 6 AWG (≈ 504/32) ▪ 16.00 mm²				
7760604	4	0.823	20.9	575
7760605	5	0.953	24.2	734
▶ 4 AWG (≈ 760/32) ▪ 25.00 mm²				
7760404	4	1.020	25.9	892
7760405	5	1.122	28.5	1088
▶ 2 AWG (≈ 1083/32) ▪ 35.00 mm²				
7760204	4	1.150	29.2	1164
7760205	5	1.272	32.3	1420
▶ 1 AWG (≈ 703/28) ▪ 50.00 mm²				
7760104	4	1.350	34.3	1659

Other dimensions and colors are available on request



also available with
orange jacket and
blue or red conductors

Continuous Flex Cables for Track

SD 960 CP

Continuous flex shielded polyurethane data cable for small bending radius



Marking for SD 960 CP 7862625:

SAB BRÖCKSKES · D-VIERSEN · 7862501 25 x 0.14 mm² SD 960 CP 26 AWG/25c 7862625 AWM Style 20233 80°C 300V CSA AWM VII A/B 80°C 300V FT1 FT2

Construction:

Conductor:	bare copper strands, extra fine wires
Insulation:	PVC, T12 acc. to EN 50363-3 + VDE 0207-363-3
Color code:	US 2, see below
Stranding:	specially adjusted layering with non-woven tape over each layer
Wrapping:	non-woven tape
Shielding:	tinned copper braiding
Wrapping:	non-woven tape
Jacket material:	PU acc. to UL 758 with matte surface
Jacket color:	grayish tan (RAL 7032)

Technical data:

Peak operating voltage:	max. 350 V
Voltage UL/CSA:	300 V
Testing voltage:	conductor/conductor: 1500 V conductor/shielding: 1200 V
Min. bending radius: <i>continuously flexing:</i>	7.5 x O.D.
Radiation resistance:	5 x 10 ⁷ cJ/kg
Temperature range: <i>static:</i> <i>flexing:</i>	DIN VDE UL/CSA: up to +80°C -30/+70°C +5/+70°C
Burning characteristics:	flame retardant and self-extinguishing acc. to UL FT1, CSA FT1, FT2
Oil resistance:	very good - oil rating 60°C acc. to UL 758
Chemical resistance:	good against acids, alkalines, solvents, hydraulic liquids, etc.
Approvals:	UR AWM, CSA AWM, CE, RoHS
Absence of harmful substances:	acc. to RoHS directive of the European Union see page O/30

B
21

Outstanding features:

- very good EMC characteristics
- high abrasion resistance
- very good flexibility

item no.	no. of conductors	outer-ø		cable weight ≈lbs/mft
		±10% inch	±10% mm	
▶ 26 AWG (≈ 18/38) ▪ 0.14 mm²				
7862602	2	0.197	5.0	21
7862603	3	0.205	5.2	22
7862604	4	0.220	5.6	26
7862605	5	0.236	6.0	30
7862607	7	0.268	6.8	38
7862610	10	0.303	7.7	46
7862614	14	0.350	8.9	59
7862618	18	0.358	9.1	69
7862625	25	0.441	11.2	99

item no.	no. of conductors	outer-ø		cable weight ≈lbs/mft
		±10% inch	±10% mm	
▶ 24 AWG (≈ 32/38) ▪ 0.25 mm²				
7862402	2	0.209	5.3	22
7862403	3	0.220	5.6	26
7862404	4	0.232	5.9	30
7862405	5	0.252	6.4	36
7862407	7	0.319	8.1	54
7862410	10	0.354	9.0	60
7862414	14	0.378	9.6	75
7862418	18	0.386	9.8	87
7862425	25	0.476	12.1	126

item no.	no. of conductors	outer-ø		cable weight ≈lbs/mft
		±10% inch	±10% mm	
▶ 22 AWG (≈ 42/38) ▪ 0.34 mm²				
7862202	2	0.217	5.5	24
7862203	3	0.228	5.8	28
7862204	4	0.244	6.2	34
7862205	5	0.260	6.6	40
7862207	7	0.299	7.6	49
7862210	10	0.370	9.4	82
7862214	14	0.394	10.0	103
7862218	18	0.413	10.5	108
7862225	25	0.500	12.7	144

Other dimensions and colors are available on request

US 2 color code:

#1- black, #2- white, #3- red, #4- green, #5- orange, #6- blue, #7- white-black, #8- red-black, #9- green-black, #10- orange-black, #11- blue-black, #12- black-white, #13- red-white, #14- green-white, #15- blue-white, #16- black-red, #17- white-red, #18- orange-red, #19- blue-red, #20- red-green, #21- orange-green, #22- black-white-red, #23- white-black-red, #24- red-black-white, #25- green-black-white



Possible on request:

- 20 AWG or 19 AWG
- with orange jacket and colored conductors acc. to DIN 47100

Continuous Flex Cables for Track

S 960 CP

Continuous flex shielded polyurethane control cable for small bending radius



Marking for S 960 CP 7861612:

SAB BRÖCKSKES · D-VIERSEN · 7861215 12 x 1.5 mm² S 960 CP 16 AWG/12c 7861612 AWM Style 21060 80°C 600V CSA AWM I/II A/B 80°C 600V FT1 FT2 CE

B
22

Construction:

Conductor:	bare copper strands acc. to IEC 60228, VDE 0295, class 6
Insulation:	PVC, Tl2 acc. to EN 50363-3 + VDE 0207-363-3
Color code:	black conductors with consecutive numbers acc. to EN 50334 + VDE 0293-334, green/yellow ground from 3 conductors
Stranding:	specially adjusted layering with non-woven tape over each layer
Inner jacket:	special PVC
Shielding:	tinned copper braiding
Wrapping:	non-woven tape
Jacket material:	PU acc. to UL 758 with matte surface
Jacket color:	gray (RAL 7000)

Outstanding features:



- very good EMC characteristics
- high abrasion resistance
- very good flexibility

Technical data:

Nominal voltage:	Uo/U 300/500 V	
Voltage UL/CSA:	600 V	
Testing voltage:	conductor/conductor: 3000 V conductor/shielding: 2000 V	
Min. bending radius: <i>continuously flexing:</i>	7.5 x O.D.	
Radiation resistance:	5 x 10 ⁷ cJ/kg	
Temperature range: <i>static:</i> <i>flexing:</i>	DIN VDE -40/+70°C	UL/CSA: up to +80°C +5/+70°C
Burning characteristics:	flame retardant and self-extinguishing acc. to IEC 60332-1-2 + VDE 0482-332-1-2, UL VW-1, CSA FT1, FT2	
Oil resistance:	very good - oil rating 60°C acc. to UL 758	
Chemical resistance:	good against acids, alkalines, solvents, hydraulic liquids, etc.	
Approvals:	UR AWM, CSA AWM, CE, RoHS	
Absence of harmful substances:	acc. to RoHS directive of the European Union see page O/30	

item no.	no. of conductors incl. ground	outer-ø ±10% inch	outer-ø ±10% mm	cable weight ≈lbs/mft
▶ 20 AWG (≈ 28/34) • 0.50 mm²				
7862002	2	0.331	8.4	58
7862003	3	0.343	8.7	65
7862004	4	0.358	9.1	73
7862005	5	0.382	9.7	84
7862007	7	0.425	10.8	108
7862012	12	0.508	12.9	155
7862018	18	0.575	14.6	211
7862025	25	0.665	16.9	270
7862030	30	0.665	16.9	281
7862036	36	0.709	18.0	306
▶ 19 AWG (≈ 42/34) • 0.75 mm²				
7861902	2	0.346	8.8	65
7861903	3	0.358	9.1	71
7861904	4	0.378	9.6	81
7861905	5	0.402	10.2	94
7861907	7	0.457	11.6	122
7861912	12	0.539	13.7	175
7861918	18	0.626	15.9	248
7861925	25	0.732	18.6	321
7861930	30	0.736	18.7	375
7861936	36	0.799	20.3	411
▶ 18 AWG (≈ 56/34) • 1.00 mm²				
7861802	2	0.354	9.0	70
7861803	3	0.366	9.3	77
7861804	4	0.386	9.8	89
7861805	5	0.413	10.5	104
7861807	7	0.472	12.0	138
7861812	12	0.563	14.3	209
7861818	18	0.646	16.4	288
7861825	25	0.756	19.2	372
7861830	30	0.764	19.4	432
7861836	36	0.886	22.5	530

item no.	no. of conductors incl. ground	outer-ø ±10% inch	outer-ø ±10% mm	cable weight ≈lbs/mft
▶ 16 AWG (≈ 84/34) • 1.50 mm²				
7861602	2	0.378	9.6	82
7861603	3	0.390	9.9	93
7861604	4	0.417	10.6	110
7861605	5	0.453	11.5	136
7861607	7	0.520	13.2	177
7861612	12	0.622	15.8	268
7861618	18	0.705	17.9	363
7861625	25	0.886	22.5	517
7861630	30	0.894	22.7	599
7861636	36	0.969	24.6	680
▶ 14 AWG (≈ 140/34) • 2.50 mm²				
7861402	2	0.449	11.4	121
7861403	3	0.469	11.9	142
7861404	4	0.508	12.9	171
7861405	5	0.555	14.1	216
7861407	7	0.646	16.4	286
7861412	12	0.768	19.5	398
7861418	18	0.949	24.1	636
7861425	25	1.106	28.1	828
▶ 12 AWG (≈ 224/34) • 4.00 mm²				
7861203	3	0.512	13.0	185
7861204	4	0.559	14.2	240
7861205	5	0.618	15.7	296
7861207	7	0.709	18.0	356
▶ 10 AWG (≈ 186/32) • 6.00 mm²				
7861003	3	0.626	15.9	276
7861004	4	0.665	16.9	325
7861005	5	0.728	18.5	393
7861007	7	0.917	23.3	560

item no.	no. of conductors incl. ground	outer-ø ±10% inch	outer-ø ±10% mm	cable weight ≈lbs/mft
▶ 8 AWG (≈ 320/32) • 10.00 mm²				
7860803	3	0.760	19.3	430
7860804	4	0.795	20.2	495
7860805	5	0.925	23.5	632
▶ 6 AWG (≈ 504/32) • 16.00 mm²				
7860603	3	0.949	24.1	606
7860604	4	0.980	24.9	776
7860605	5	1.063	27.0	871
▶ 4 AWG (≈ 760/32) • 25.00 mm²				
7860404	4	1.138	28.9	1062
7860405	5	1.248	31.7	1260
▶ 2 AWG (≈ 1083/32) • 35.00 mm²				
7860204	4	1.276	32.4	1365

Other dimensions and colors are available on request



also available with orange jacket

Continuous Flex Cables for Track

SD 960 CP TP

Continuous flex twisted pairs shielded polyurethane data cable for small bending radius



AWM I/II A/B 80°C 300V FT1 FT2 CE



Marking for SD 960 CP TP 7872405:

SAB BRÖCKSKES · D-VIERSEN · 7870525 5 x 2 x 0,25 mm² SD 960 CP TP 24 AWG/5pr 7872405 AWM Style 20549 80°C 300V CSA AWM I/II A/B 80°C 300V FT1 FT2 CE

Construction:

Conductor:	bare copper strands, extra fine wires
Insulation:	PVC, T12 acc. to EN 50363-3 + VDE 0207-363-3
Color code:	US 3, see below
Stranding:	conductors twisted to pairs, pairs twisted in specially adjusted layering with non-woven tape over each layer
Shielding:	tinned copper braiding
Wrapping:	non-woven tape
Jacket material:	PU acc. to UL 758 with matte surface
Jacket color:	grayish tan (RAL 7032)

Technical data:

Peak operating voltage:	max. 350 V	
Voltage UL/CSA:	300 V	
Testing voltage:	conductor/conductor: 1500 V conductor/shielding: 1200 V	
Min. bending radius:	<i>continuously flexing:</i> 7.5 x O.D.	
Radiation resistance:	5 x 10 ⁷ cJ/kg	
Temperature range:	DIN VDE static: -30/+70°C flexing: +5/+70°C	UL/CSA: up to +80°C
Burning characteristics:	flame retardant and self-extinguishing acc. to UL FT1, CSA FT1, FT2	
Oil resistance:	very good - oil rating 60°C acc. to UL 758	
Chemical resistance:	good against acids, alkalines, solvents, hydraulic liquids, etc.	
Approvals:	UR AWM, CSA AWM, CE, RoHS	
Absence of harmful substances:	acc. to RoHS directive of the European Union see page O/30	

B
23

Outstanding features:

- very good EMC characteristics
- high abrasion resistance
- very good flexibility

item no.	no. of pairs	outer-ø		cable weight
		±10% inch	±10% mm	≈lbs/mft
▶ 26 AWG (≈ 18/38) • 0.14 mm²				
7872602	2	0.252	6.4	31
7872603	3	0.268	6.8	35
7872604	4	0.311	7.9	43
7872605	5	0.335	8.5	50
7872607	7	0.354	9.0	78
7872610	10	0.417	10.6	84
7872614	14	0.496	12.6	114
7872618	18	0.555	14.1	159
7872625	25	0.638	16.2	196
▶ 24 AWG (≈ 32/38) • 0.25 mm²				
7872402	2	0.268	6.8	35
7872403	3	0.295	7.5	42
7872404	4	0.331	8.4	51
7872405	5	0.362	9.2	62
7872407	7	0.386	9.8	81
7872408	8	0.450	11.4	98
7872410	10	0.469	11.9	111
7872414	14	0.563	14.3	160
7872418	18	0.614	15.6	202
7872425	25	0.693	17.6	249

item no.	no. of pairs	outer-ø		cable weight
		±10% inch	±10% mm	≈lbs/mft
▶ 22 AWG (≈ 42/38) • 0.34 mm²				
7872202	2	0.280	7.1	40
7872203	3	0.303	7.7	46
7872204	4	0.350	8.9	58
7872205	5	0.378	9.6	68
7872207	7	0.413	10.5	101
7872210	10	0.492	12.5	126
7872214	14	0.594	15.1	184
7872218	18	0.646	16.4	221
7872225	25	0.732	18.6	285
▶ 20 AWG (≈ 28/34) • 0.50 mm²				
7872002	2	0.303	7.7	50
7872003	3	0.335	8.5	58
7872004	4	0.382	9.7	73
7872005	5	0.421	10.7	101
7872007	7	0.469	11.9	123
7872010	10	0.563	14.3	179
7872014	14	0.657	16.7	240
7872018	18	0.713	18.1	308
7872025	25	0.807	20.5	376

item no.	no. of pairs	outer-ø		cable weight
		±10% inch	±10% mm	≈lbs/mft
▶ 19 AWG (≈ 42/34) • 0.75 mm²				
7871902	2	0.339	8.6	61
7871903	3	0.374	9.5	73
7871904	4	0.441	11.2	101
7871905	5	0.488	12.4	130
7871907	7	0.551	14.0	187
7871910	10	0.642	16.3	223
7871914	14	0.752	19.1	306
7871918	18	0.819	20.8	384
7871925	25	0.976	24.8	531

Other dimensions and colors are available on request

US 3 color code:

#1- black paired with red, #2- black paired with white, #3- black paired with green, #4- black paired with blue, #5- black paired with yellow, #6- black paired with brown, #7- black paired with orange, #8- red paired with white, #9- red paired with green, #10- red paired with blue, #11- red paired with yellow, #12- red paired with brown, #13- red paired with orange, #14- green paired with white, #15- green paired with blue, #16- green paired with yellow, #17- green paired with brown, #18- green paired with orange, #19- white paired with blue, #20- white paired with yellow, #21- white paired with brown, #22- white paired with orange, #23- blue paired with yellow, #24- blue paired with brown, #25- blue paired with orange



Possible on request:

- colored conductors acc. to DIN 47100

Continuous Flex Cables for Track

SD 980 P

High speed continuous flex heavy duty halogen-free polyurethane data cable



300V CSA AWM I/II A/B 80°C 300V FT1 FT2 CE



Marking for SD 980 P 77742625:

SAB BRÖCKSKES · D-VIERSEN · 77742501 25 x 0.14 mm² SD 980 P 26 AWG/25c 77742625 AWM Style 21198 80°C 300V CSA AWM I/II A/B 80°C 300V FT1 FT2 CE

B
24

Construction:

Conductor:	bare copper strands, extra fine wires
Insulation:	TPE
Color code:	DIN 47100, see below
Stranding:	specialy adjusted layering with netting tape over each layer and one additional non-woven tape over the outer layer
Jacket material:	PUR, TPU acc. to EN 50363-10-2 + VDE 0207-363-10-2 with matte surface
Jacket color:	grayish tan (RAL 7032)

Technical data:

Peak operating voltage:	max. 350 V	
Voltage UL/CSA:	300 V	
Testing voltage:	conductor/conductor: 2000 V	
Min. bending radius:	7,5 x O.D.	
<i>continuously flexing:</i>		
Radiation resistance:	5 x 10 ⁷ cJ/kg	
Temperature range:	DIN VDE	UL/CSA: up to +80°C
<i>static:</i>	-50/+90°C	
<i>flexing:</i>	-40/+90°C	
Halogen-free:	acc. to IEC 60754-1 + VDE 0482-754-1	
Burning characteristics:	flame retardant and self-extinguishing acc. to IEC 60332-1-2 + VDE 0482-332-1-2, CSA FT1 (acc.to dimension), FT2	
Oil resistance:	very good - TPU acc. to IEC 50363-10-2 + VDE 0207-363-10-2	
Chemical resistance:	good against acids, alkalines, solvents, hydraulic liquids, etc.	
Continuous flexibility:	very good	
Approvals:	UR AWM, CSA AWM, CE, RoHS	
Absence of harmful substances:	acc. to RoHS directive of the European Union see page O/30	

Outstanding features:



- halogen-free
- free from paint wetting impairment substances (PWIS-free)
- flexible at low temperatures
- travel > 10 m is possible
- high abrasion resistance
- minimal bending radius

item no.	no. of conductors	outer-ø		cable weight
		±10% inch	±10% mm	≈lbs/mft
▶ 26 AWG (≈ 18/38) · 0.14 mm²				
77742603	3	0.150	3.8	11
77742604	4	0.161	4.1	13
77742605	5	0.177	4.5	15
77742607	7	0.193	4.9	19
77742610	10	0.220	5.6	24
77742614	14	0.236	6.0	30
77742618	18	0.260	6.6	36
77742625	25	0.299	7.6	48

item no.	no. of conductors	outer-ø		cable weight
		±10% inch	±10% mm	≈lbs/mft
▶ 24 AWG (≈ 32/38) · 0.25 mm²				
77742403	3	0.165	4.2	14
77742404	4	0.173	4.4	17
77742405	5	0.189	4.8	20
77742407	7	0.213	5.4	25
77742410	10	0.244	6.2	33
77742414	14	0.260	6.6	42
77742418	18	0.287	7.3	52
77742425	25	0.339	8.6	69

item no.	no. of conductors	outer-ø		cable weight
		±10% inch	±10% mm	≈lbs/mft
▶ 22 AWG (≈ 42/38) · 0.34 mm²				
77742203	3	0.173	4.4	16
77742204	4	0.185	4.7	19
77742205	5	0.205	5.2	24
77742207	7	0.228	5.8	30
77742210	10	0.260	6.6	40
77742214	14	0.280	7.1	50
77742218	18	0.307	7.8	62
77742225	25	0.362	9.2	83

Other dimensions and colors are available on request

DIN 47100 color code:

#1- white, #2- brown, #3- green, #4- yellow, #5- gray, #6- pink, #7- blue, #8- red, #9- black, #10- violet, #11- gray-pink, #12- red-blue, #13- white-green, #14- brown-green, #15- white-yellow, #16- yellow-brown, #17- white-gray, #18- gray-brown, #19- white-pink, #20- pink-brown, #21- white-blue, #22- brown-blue, #23- white-red, #24- brown-red, #25- white-black



Possible on request:

- colored conductors acc. to US 2
- 20 AWG & 19 AWG

Continuous Flex Cables for Track

S 980 P

High speed continuous flex heavy duty halogen-free polyurethane control cable



80°C 600V CSA AWM I/II A/B 80°C 600V FT1 FT2 CE



Marking for S 980 P 77742012:

SAB BRÖCKSKES · D-VIERSEN · 77741205 S 980 P 12 x 0.50 mm² 20 AWG/12c 77742012 AWM Style 21060 80°C 600V CSA AWM I/II A/B 80°C 600V FT1 FT2 CE

Construction:

Conductor:	bare copper strands acc. to IEC 60228, VDE 0295, class 6
Insulation:	TPE
Color code:	black conductors with consecutive numbers acc. to EN 50334 + VDE 0293-334, green/yellow ground from 3 conductors
Stranding:	specially adjusted layering with netting tape over each layer and one additional non-woven tape over the outer layer
Jacket material:	PUR, TMPU acc. to EN 50363-3 + VDE 0207-363-3-10-2 with matte surface
Jacket color:	gray (RAL 7000)

Outstanding features:

- halogen-free
- free from paint wetting impairment substances (PWIS-free)
- flexible at low temperatures
- travel > 10 m is possible
- high abrasion resistance
- minimal bending radius

Technical data:

Nominal voltage:	Uo/U 300/500 V	
Voltage UL/CSA:	600 V	
Testing voltage:	conductor/conductor: 2000 V	
Min. bending radius:	7.5 x O.D.	
Radiation resistance:	5 x 10 ⁷ cJ/kg	
Temperature range:	DIN VDE	UL/CSA:
<i>static:</i>	-50/+90°C	up to +80°C
<i>flexing:</i>	-40/+90°C	
Halogen-free:	acc. to IEC 60754-1 + VDE 0482-754-1	
Burning characteristics:	flame retardant and self-extinguishing acc. to IEC 60332-1-2 + VDE 0482-332-1-2, CSA FT1, FT2	
Oil resistance:	very good - TMPU acc. to IEC 50363-10-2 + VDE 0207-363-10-2	
Chemical resistance:	good against acids, alkalines, solvents, hydraulic liquids, etc.	
Continuous flexibility:	very good	
Approvals:	UR AWM, CSA AWM, CE, RoHS	
Absence of harmful substances:	acc. to RoHS directive of the European Union see page O/30	

B
25

item no.	no. of conductors incl. ground	outer-ø ±10% inch	outer-ø ±10% mm	cable weight ≈lbs/mft
▶ 20 AWG (≈ 28/34) ▪ 0.50 mm²				
77742003	3	0.260	6.6	35
77742004	4	0.280	7.1	41
77742005	5	0.307	7.8	48
77742007	7	0.350	8.9	62
77742012	12	0.413	10.5	93
77742018	18	0.476	12.1	129
77742025	25	0.563	14.3	171
▶ 19 AWG (≈ 42/34) ▪ 0.75 mm²				
77741903	3	0.280	7.1	40
77741904	4	0.299	7.6	48
77741905	5	0.331	8.4	57
77741907	7	0.378	9.6	73
77741912	12	0.441	11.2	110
77741918	18	0.524	13.3	155
77741925	25	0.618	15.7	210
▶ 18 AWG (≈ 56/34) ▪ 1.00 mm²				
77741803	3	0.287	7.3	46
77741804	4	0.311	7.9	56
77741805	5	0.339	8.6	66
77741807	7	0.394	10.0	86
77741812	12	0.461	11.7	131
77741818	18	0.539	13.7	185
77741825	25	0.642	16.3	252

item no.	no. of conductors incl. ground	outer-ø ±10% inch	outer-ø ±10% mm	cable weight ≈lbs/mft
▶ 16 AWG (≈ 84/34) ▪ 1.50 mm²				
77741603	3	0.315	8.0	58
77741604	4	0.350	8.9	73
77741605	5	0.370	9.4	88
77741607	7	0.429	10.9	113
77741612	12	0.512	13.0	175
77741618	18	0.563	14.3	247
77741625	25	0.720	18.3	344
▶ 14 AWG (≈ 140/34) ▪ 2.50 mm²				
77741403	3	0.366	9.3	85
77741404	4	0.394	10.0	104
77741405	5	0.437	11.1	126
77741407	7	0.504	12.8	167
77741412	12	0.618	15.7	269
77741418	18	0.732	18.6	388
77741425	25	0.925	23.5	569
▶ 12 AWG (≈ 224/34) ▪ 4.00 mm²				
77741203	3	0.413	10.5	148
77741204	4	0.453	11.5	156
77741205	5	0.496	12.6	182
▶ 10 AWG (≈ 186/32) ▪ 6.00 mm²				
77741003	3	0.480	12.2	173
77741004	4	0.524	13.3	217
77741005	5	0.575	14.6	253

item no.	no. of conductors incl. ground	outer-ø ±10% inch	outer-ø ±10% mm	cable weight ≈lbs/mft
▶ 8 AWG (≈ 320/32) ▪ 10.00 mm²				
77740803	3	0.622	15.8	281
77740804	4	0.685	17.4	360
77740805	5	0.768	19.5	439
▶ 6 AWG (≈ 504/32) ▪ 16.00 mm²				
77740603	3	0.732	18.6	399
77740604	4	0.811	20.6	554
77740605	5	0.965	24.5	714
▶ 4 AWG (≈ 760/32) ▪ 25.00 mm²				
77740404	4	1.024	26.0	835
77740405	5	1.138	28.9	1016
▶ 2 AWG (≈ 1083/32) ▪ 35.00 mm²				
77740204	4	1.161	29.5	1093
77740205	5	1.291	32.8	1332
▶ 1 AWG (≈ 703/28) ▪ 50.00 mm²				
77740104	4	1.425	36.2	1566

Other dimensions and colors are available on request



Possible on request:

- with blue, red or white conductors



Continuous Flex Cables for Track

SD 980 CP

High speed continuous flex heavy duty shielded halogen-free polyurethane data cable



Marking for SD 980 CP 77842625:

SAB BRÖCKSKES · D-VIERSEN · 77842501 25 x 0.14 mm² SD 980 CP 26 AWG/25c 77842625 AWM Style 21198 80°C 300V CSA AWM I/II A/B 80°C 300V FT1 FT2 CE

B
26

Construction:

Conductor:	bare copper strands, extra fine wires
Insulation:	TPE
Color code:	DIN 47100, see below
Stranding:	specially adjusted layering with netting tape over each layer
Shielding:	tinned copper braiding
Wrapping:	non-woven tape
Jacket material:	PUR, TMPU acc. to EN 50363-10-2 + VDE 0207-363-10-2 with matte surface
Jacket color:	grayish tan (RAL 7032)

Technical data:

Peak operating voltage:	max. 350 V	
Voltage UL/CSA:	300 V	
Testing voltage:	conductor/conductor: 2000 V conductor/shielding: 2000V	
Min. bending radius:	<i>continuously flexing:</i> 7.5 x O.D.	
Radiation resistance:	5 x 10 ⁷ cJ/kg	
Temperature range:	DIN VDE	UL/CSA: up to +80°C
<i>static:</i>	-50/+90°C	
<i>flexing:</i>	-40/+90°C	
Halogen-free:	acc. to IEC 60754-1 + VDE 0482-754-1	
Burning characteristics:	flame retardant and self-extinguishing acc. to IEC 60332-1-2 + VDE 0482-332-1-2, CSA FT1 (acc. to dimension), FT2	
Oil resistance:	very good - TMPU acc. to IEC 50363-10-2 + VDE 0207-363-10-2	
Chemical resistance:	good against acids, alkalines, solvents, hydraulic liquids, etc.	
Continuous flexibility:	very good	
Approvals:	UR AWM, CSA AWM, CE, RoHS	
Absence of harmful substances:	acc. to RoHS directive of the European Union see page O/30	

Outstanding features:



- free from paint wetting impairment substances (PWIS-free)
- flexible at low temperatures
- halogen-free
- travel > 10 m is possible
- good EMC characteristics
- high abrasion resistance

item no.	no. of conductors	outer-ø		cable weight ≈ lbs/mft
		±10% inch	±10% mm	
▶ 26 AWG (≈ 18/38) ▪ 0.14 mm²				
77842603	3	0.165	4.2	16
77842604	4	0.177	4.5	18
77842605	5	0.193	4.9	22
77842607	7	0.209	5.3	26
77842610	10	0.236	6.0	32
77842614	14	0.252	6.4	37
77842618	18	0.276	7.0	46
77842625	25	0.315	8.0	59

item no.	no. of conductors	outer-ø		cable weight ≈ lbs/mft
		±10% inch	±10% mm	
▶ 24 AWG (≈ 32/38) ▪ 0.25 mm²				
77842403	3	0.181	4.6	19
77842404	4	0.189	4.8	22
77842405	5	0.205	5.2	27
77842407	7	0.228	5.8	32
77842410	10	0.260	6.6	41
77842414	14	0.276	7.0	51
77842418	18	0.307	7.8	61
77842425	25	0.354	9.0	81

item no.	no. of conductors	outer-ø		cable weight ≈ lbs/mft
		±10% inch	±10% mm	
▶ 22 AWG (≈ 42/38) ▪ 0.34 mm²				
77842203	3	0.189	4.8	22
77842204	4	0.201	5.1	26
77842205	5	0.220	5.6	30
77842207	7	0.244	6.2	37
77842210	10	0.276	7.0	48
77842214	14	0.295	7.5	60
77842218	18	0.323	8.2	73
77842225	25	0.378	9.6	95

Other dimensions and colors are available on request

DIN 47100 color code:

#1- white, #2- brown, #3- green, #4- yellow, #5- gray, #6- pink, #7- blue, #8- red, #9- black, #10- violet, #11- gray-pink, #12- red-blue, #13- white-green, #14- brown-green, #15- white-yellow, #16- yellow-brown, #17- white-gray, #18- gray-brown, #19- white-pink, #20- pink-brown, #21- white-blue, #22- brown-blue, #23- white-red, #24- brown-red, #25- white-black



Possible on request:

- with colored conductors acc. to US 2
- 20 AWG & 19 AWG

Continuous Flex Cables for Track

S 980 CP

High speed continuous flex heavy duty shielded halogen-free polyurethane control cable



Marking for S 980 CP 77842012:

SAB BRÖCKSKES · D-VIERSEN · 77841205 x 0.5 mm² S 980 CP 20 AWG/7c 77842012 AWM Style 21060 80°C 600V CSA AWM I/II A/B 80°C 600V FT1 FT2 CE

Construction:

Conductor:	bare copper strands acc. to IEC 60228, VDE 0295, class 6
Insulation:	TPE
Color code:	black conductors with consecutive numbers acc. to EN 50334 + VDE 0293-334, green/yellow ground from 3 conductors
Stranding:	specially adjusted layering with non-woven tape over each layer
Inner jacket:	special SABIX®
Wrapping:	non-woven tape
Shielding:	tinned copper braiding
Wrapping:	non-woven tape
Jacket material:	PUR, TMPU acc. to EN 50363-3 + VDE 0207-363-3-10-2 with matte surface
Jacket color:	gray (RAL 7000)

Outstanding features:

- free from paint wetting impairment substances (PWIS-free)
- flexible at low temperatures
- travel > 10 m is possible
- good EMC characteristics
- high abrasion resistance
- small bending radius
- halogen-free

Technical data:

Nominal voltage:	Uo/U 300/500 V	
Voltage UL/CSA:	600 V	
Testing voltage:	conductor/conductor: 2000 V conductor/shielding: 2000 V	
Min. bending radius: <i>continuously flexing:</i>	7.5 x O.D.	
Radiation resistance:	5 x 10 ⁷ cJ/kg	
Temperature range: <i>static:</i> <i>flexing:</i>	DIN VDE -50/+90°C	UL/CSA: up to +80°C
Halogen-free:	acc. to IEC 60754-1 + VDE 0482-754-1	
Burning characteristics:	flame retardant and self-extinguishing acc. to IEC 60332-1-2 + VDE 0482-332-1-2, CSA FT1, FT2	
Oil resistance:	very good - TMPU acc. to EN 50363-10-2 + VDE 0207-363-10-2	
Chemical resistance:	good against acids, alkalines, solvents, hydraulic liquids etc.	
Continuous flexibility:	very good	
Approvals:	UR AWM, CSA AWM, CE, RoHS	
Absence of harmful substances:	acc. to RoHS directive of the European Union see page O/30	

B
27

item no.	no. of conductors incl. ground	outer-ø ±10% inch	outer-ø ±10% mm	cable weight ≈lbs/mft
▶ 20 AWG (≈ 28/34) ▪ 0.50 mm²				
77842003	3	0.339	8.6	58
77842004	4	0.354	9.0	66
77842005	5	0.382	9.7	75
77842007	7	0.425	10.8	92
77842012	12	0.496	12.6	137
77842018	18	0.579	14.7	192
77842025	25	0.673	17.1	255
▶ 19 AWG (≈ 42/34) ▪ 0.75 mm²				
77841903	3	0.354	9.0	65
77841904	4	0.374	9.5	74
77841905	5	0.406	10.3	85
77841907	7	0.461	11.7	116
77841912	12	0.543	13.8	171
77841918	18	0.630	16.0	238
77841925	25	0.736	18.7	306
▶ 18 AWG (≈ 56/34) ▪ 1.00 mm²				
77841803	3	0.362	9.2	71
77841804	4	0.386	9.8	82
77841805	5	0.413	10.5	95
77841807	7	0.476	12.1	129
77841812	12	0.559	14.2	201
77841818	18	0.634	16.1	269
77841825	25	0.760	19.3	350

item no.	no. of conductors incl. ground	outer-ø ±10% inch	outer-ø ±10% mm	cable weight ≈lbs/mft
▶ 16 AWG (≈ 84/34) ▪ 1.50 mm²				
77841603	3	0.374	9.5	80
77841604	4	0.425	10.8	102
77841605	5	0.453	11.5	127
77841607	7	0.520	13.2	168
77841612	12	0.618	15.7	258
77841618	18	0.709	18.0	346
77841625	25	0.909	23.1	521
▶ 14 AWG (≈ 140/34) ▪ 2.50 mm²				
77841403	3	0.449	11.4	123
77841404	4	0.476	12.1	146
77841405	5	0.528	13.4	175
77841407	7	0.610	15.5	248
77841412	12	0.736	18.7	376
77841418	18	0.921	23.4	566
77841425	25	1.071	27.2	725
▶ 12 AWG (≈ 224/34) ▪ 4.00 mm²				
77841203	3	0.496	12.6	167
77841204	4	0.543	13.8	205
77841205	5	0.598	15.2	251
▶ 10 AWG (≈ 186/32) ▪ 6.00 mm²				
77841003	3	0.579	14.7	234
77841004	4	0.622	15.8	294
77841005	5	0.681	17.3	334

item no.	no. of conductors incl. ground	outer-ø ±10% inch	outer-ø ±10% mm	cable weight ≈lbs/mft
▶ 8 AWG (≈ 320/32) ▪ 10.00 mm²				
77840803	3	0.740	18.8	372
77840804	4	0.807	20.5	458
77840805	5	0.957	24.3	607
▶ 6 AWG (≈ 504/32) ▪ 16.00 mm²				
77840603	3	0.878	22.3	528
77840604	4	0.992	25.2	703
77840605	5	1.110	28.2	845
▶ 4 AWG (≈ 760/32) ▪ 25.00 mm²				
77840404	4	1.169	29.7	1011
77840405	5	1.283	32.6	1211
▶ 2 AWG (≈ 1083/32) ▪ 35.00 mm²				
77840204	4	1.307	33.2	1289
77840205	5	1.437	36.5	1545

Other dimensions and colors are available on request



Continuous Flex Cables for Track

SD 980 CP TP

High speed continuous flex twisted pairs heavy duty shielded halogen-free polyurethane data cable



Marking for SD 980 CP TP 77892403:

SAB BRÖCKSKES · D-VIERSEN · 77890325 3 x 2 x 0.25 mm² SD 980 CP TP 24 AWG/3pr 77892403 AWM Style 21198 80°C 300V CSA AWM I/II A/B 80°C 300V FT1 FT2 CE

B
28

Construction:

Conductor:	bare copper strands, extra fine wires
Insulation:	TPE
Color code:	DIN 47100, see below
Stranding:	conductors twisted to pairs, pairs twisted in specially adjusted layering with netting tape over each layer
Shielding:	tinned copper braiding
Wrapping:	non-woven tape
Jacket material:	PUR, TMPU acc. to EN 50363-10-2 + VDE 0207-363-10-2 with matte surface
Jacket color:	grayish tan (RAL 7032)

Technical data:

Peak operating voltage:	max. 350 V	
Voltage UL/CSA:	300 V	
Testing voltage:	conductor/conductor: 2000 V conductor/shielding: 2000 V	
Min. bending radius: <i>continuously flexing:</i>	7.5 x O.D.	
Radiation resistance:	5 x 10 ⁷ cJ/kg	
Temperature range: <i>static:</i> <i>flexing:</i>	DIN VDE -50/+90°C	UL/CSA: up to +80°C -40/+90°C
Halogen-free:	acc. to IEC 60754-1 + VDE 0482-754-1	
Burning characteristics:	flame retardant and self-extinguishing acc. to IEC 60332-1-2 + VDE 0482-332-1-2, CSA FT1 (acc.to dimension), FT2	
Oil resistance:	very good - TMPU acc. to IEC 50363-10-2 + VDE 0207-363-10-2	
Chemical resistance:	good against acids, alkalines, solvents, hydraulic liquids, etc.	
Continuous flexibility:	very good	
Approvals:	UR AWM, CSA AWM, CE, RoHS	
Absence of harmful substances:	acc. to RoHS directive of the European Union see page O/30	

Outstanding features:

- free from paint wetting impairment substances (PWIS-free)
- flexible at low temperatures
- halogen-free
- travel > 10 m is possible
- good EMC characteristics
- high abrasion resistance
- small bending radius

item no.	no. of pairs	outer-ø		cable weight
		±10% inch	±10% mm	≈lbs/mft
▶ 26 AWG (≈ 18/38) ▪ 0.14 mm²				
77892602	2	0.201	5.1	23
77892603	3	0.220	5.6	26
77892604	4	0.248	6.3	32
77892605	5	0.264	6.7	36
77892607	7	0.283	7.2	43
77892610	10	0.331	8.4	56
77892614	14	0.366	9.3	71
77892618	18	0.406	10.3	91
77892625	25	0.461	11.7	117
▶ 24 AWG (≈ 32/38) ▪ 0.25 mm²				
77892402	2	0.220	5.6	28
77892403	3	0.244	6.2	35
77892404	4	0.272	6.9	40
77892405	5	0.291	7.4	46
77892407	7	0.311	7.9	57
77892410	10	0.362	9.2	74
77892414	14	0.429	10.9	105
77892418	18	0.457	11.6	126
77892425	25	0.551	14.0	185

item no.	no. of pairs	outer-ø		cable weight
		±10% inch	±10% mm	≈lbs/mft
▶ 22 AWG (≈ 42/38) ▪ 0.34 mm²				
77892202	2	0.232	5.9	32
77892203	3	0.256	6.5	40
77892204	4	0.291	7.4	48
77892205	5	0.311	7.9	54
77892207	7	0.335	8.5	66
77892210	10	0.390	9.9	87
77892214	14	0.457	11.6	125
77892218	18	0.492	12.5	150
77892225	25	0.579	14.7	215
▶ 20 AWG (≈ 28/34) ▪ 0.50 mm²				
77892002	2	0.268	6.8	40
77892003	3	0.299	7.6	53
77892004	4	0.343	8.7	66
77892005	5	0.370	9.4	76
77892007	7	0.406	10.3	99
77892010	10	0.476	12.1	132
77892014	14	0.563	14.3	189
77892018	18	0.634	16.1	244
77892025	25	0.709	18.0	309

item no.	no. of pairs	outer-ø		cable weight
		±10% inch	±10% mm	≈lbs/mft
▶ 19 AWG (≈ 42/34) ▪ 0.75 mm²				
77891902	2	0.303	7.7	53
77891903	3	0.346	8.8	66
77891904	4	0.390	9.9	81
77891905	5	0.437	11.1	108
77891907	7	0.469	11.9	127
77891910	10	0.579	14.7	204
77891914	14	0.681	17.3	271
77891918	18	0.732	18.6	327
77891925	25	0.894	22.7	473

Other dimensions and colors are available on request

DIN 47100 color code:

- #1- white/brown, #2- green/yellow, #3- gray/pink, #4- blue/red, #5- black/purple, #6- gray-pink/red-blue, #7- white-green/brown-green, #8- white-yellow/yellow-brown, #9- white-gray/gray-brown, #10- white-pink/pink-brown, #11- white-blue/brown-blue, #12- white-red/brown-red, #13- white-black/brown-black, #14- gray-green/yellow-gray, #15- pink-green/yellow-pink, #16- green-blue/yellow-blue, #17- green-red/yellow-red, #18- green-black/yellow-black, #19- blue-blue/pink-blue, #20- gray-red/pink-red, #21- gray-black/pink-black, #22- blue-black, red-black, #23- white/brown, #24- green/yellow, #25- gray/pink



Possible on request:

- 20 AWG & 19 AWG
- with colored conductors acc. to US 3



Continuous Flex Cables for Track

SD 86

Continuous flex data cable for moderate flexing applications



RÖCKSKES · D-VIERSEN · SD 86 25 x 0.25 mm² CE



Marking for SD 86 37722502:

SAB BRÖCKSKES · D-VIERSEN · SD 86 25 x 0.25 mm² CE

Construction:

Conductor:	bare copper strands, extra fine wires
Insulation:	PVC, T12 acc. to EN 50363-3 + VDE 0207-363-3
Color code:	DIN 47100, see below
Stranding:	specially adjusted layering with non-woven tape over each layer
Jacket material:	PVC, TM2 acc. to EN 50363-4-1 +VDE 0207-363-4-1, reinforced wall thickness
Jacket color:	grayish tan (RAL 7032)

Outstanding features:



- very good flexibility
- small bending radius
- reinforced outer jacket

Technical data:

Peak operating voltage:	max. 350 V acc. to VDE 0812
Testing voltage:	conductor/conductor: 1500 V
Min. bending radius: <i>continuously flexing:</i>	7.5 x O.D.
Radiation resistance:	8 x 10 ⁷ cJ/kg
Temperature range: <i>static:</i> <i>flexing:</i>	DIN VDE -30/+70°C +5/+70°C
Burning characteristics:	flame retardant and self-extinguishing acc. to IEC 60332-1-2 + VDE 0482-332-1-2
Oil resistance:	acc. to our internal standard, see page O/29
Chemical resistance:	see page O/11
Flexibility	very good
Approvals:	CE, RoHS
Absence of harmful substances:	acc. to RoHS directive of the European Union see page O/30

B
29

item no.	no. of conductors	outer-ø ±10% inch	±10% mm	cable weight ≈lbs/mft
▶ 26 AWG (≈ 18/38) ▪ 0.14 mm²				
37720201	2	0.122	3.1	9
37720301	3	0.130	3.3	10
37720401	4	0.138	3.5	11
37720501	5	0.150	3.8	14
37720701	7	0.173	4.4	19
37721201	12	0.220	5.6	29
37721801	18	0.252	6.4	40
37722501	25	0.307	7.8	54

item no.	no. of conductors	outer-ø ±10% inch	±10% mm	cable weight ≈lbs/mft
▶ 24 AWG (≈ 32/38) ▪ 0.25 mm²				
37720202	2	0.134	3.4	11
37720302	3	0.142	3.6	13
37720402	4	0.154	3.9	15
37720502	5	0.165	4.2	19
37720702	7	0.197	5.0	26
37721202	12	0.244	6.2	40
37721802	18	0.283	7.2	57
37722502	25	0.343	8.7	77

item no.	no. of conductors	outer-ø ±10% inch	±10% mm	cable weight ≈lbs/mft
▶ 22 AWG (≈ 42/38) ▪ 0.34 mm²				
37720203	2	0.157	4.0	15
37720303	3	0.165	4.2	18
37720403	4	0.181	4.6	22
37720503	5	0.197	5.0	26
37720703	7	0.240	6.1	39
37721203	12	0.295	7.5	56
37721803	18	0.346	8.8	81
37722503	25	0.429	10.9	114

Other dimensions and colors are available on request

DIN 47100 color code:

#1- white, #2- brown, #3- green, #4- yellow, #5- gray, #6- pink, #7- blue, #8- red, #9- black, #10- violet, #11- gray-pink, #12- red-blue, #13- white-green, #14- brown-green, #15- white-yellow, #16- yellow-brown, #17- white-gray, #18- gray-brown, #19- white-pink, #20- pink-brown, #21- white-blue, #22- brown-blue, #23- white-red, #24- brown-red, #25- white-black



Possible on request:

- 20 AWG & 19 AWG

Continuous Flex Cables for Track

S 86

Continuous flex cable for moderate flexing applications



Marking for S 86 37721215

SAB BRÖCKSKES · D-VIERSEN · S 86 12 x 1.5 mm² CE

B
30

Construction:

Conductor:	bare copper strands acc. to IEC 60228, VDE 0295, class 6
Insulation:	PVC, Tl2 acc. to EN 50363-3 + VDE 0207-363-3
Color code:	black conductors with consecutive numbers acc. to EN 50334 + VDE 0293-334, green/yellow ground from 3 conductors
Stranding:	specially adjusted layering with non-woven tape over each layer
Jacket material:	PVC, TM2 acc. to EN 50363-4-1 +VDE 0207-363-4-1, reinforced wall thickness
Jacket color:	gray (RAL 7000)

Outstanding features:



- very good flexibility
- small bend radius
- reinforced outer jacket

Technical data:

Nominal voltage:	Uo/U 300/500 V
Testing voltage:	conductor/conductor: 3000 V
Min. bending radius: <i>continuously flexing:</i>	7.5 x O.D.
Radiation resistance:	8 x 10 ⁷ cJ/kg
Temperature range: <i>static:</i> <i>flexing:</i>	DIN VDE -40/+70°C +5/+70°C
Burning characteristics:	flame retardant and self-extinguishing acc. to IEC 60332-1-2 + VDE 0482-332-1-2
Oil resistance:	acc. to our internal standard, see page O/29
Chemical resistance:	see page O/11
Flexibility:	very good
Approvals:	CE, RoHS
Absence of harmful substances:	acc. to RoHS directive of the European Union see page O/30

item no.	no. of conductors incl. ground	outer-ø ±10% inch	outer-ø ±10% mm	cable weight ≈lbs/mt
▶ 20 AWG (≈ 28/34) ▪ 0.50 mm²				
37720205	2	0.209	5.3	26
37720305	3	0.220	5.6	30
37720405	4	0.244	6.2	38
37720505	5	0.268	6.8	46
37720705	7	0.315	8.0	65
37721205	12	0.390	9.9	95
37721805	18	0.457	11.6	136
37722505	25	0.559	14.2	188
37723605	36	0.626	15.9	257
37724405	44	0.717	18.2	317
37725205	52	0.744	18.9	361
37726505	65	0.846	21.5	455
▶ 19 AWG (≈ 42/34) ▪ 0.75 mm²				
37720207	2	0.228	5.8	31
37720307	3	0.248	6.3	40
37720407	4	0.268	6.8	48
37720507	5	0.299	7.6	60
37720707	7	0.358	9.1	86
37721207	12	0.437	11.1	125
37721807	18	0.516	13.1	181
37722507	25	0.626	15.9	247
37723607	36	0.713	18.1	347
37724407	44	0.803	20.4	401
37725207	52	0.843	21.4	484
37726507	65	0.957	24.3	613
▶ 18 AWG (≈ 56/34) ▪ 1.00 mm²				
37720210	2	0.244	6.2	38
37720310	3	0.256	6.5	46
37720410	4	0.280	7.1	55
37720510	5	0.311	7.9	70
37720710	7	0.370	9.4	99
37721210	12	0.453	11.5	146
37721810	18	0.543	13.8	218

item no.	no. of conductors incl. ground	outer-ø ±10% inch	outer-ø ±10% mm	cable weight ≈lbs/mt
▶ 18 AWG (≈ 56/34) ▪ 1.00 mm²				
37722510	25	0.657	16.7	297
37723610	36	0.744	18.9	413
37724410	44	0.843	21.4	486
37725210	52	0.886	22.5	583
37726510	65	1.000	25.4	736
▶ 16 AWG (≈ 84/34) ▪ 1.50 mm²				
37720215	2	0.268	6.8	47
37720315	3	0.283	7.2	58
37720415	4	0.315	8.0	75
37720515	5	0.343	8.7	91
37720715	7	0.417	10.6	133
37721215	12	0.512	13.0	198
37721815	18	0.610	15.5	294
37722515	25	0.740	18.8	399
37723615	36	0.839	21.3	561
37724415	44	0.953	24.2	668
37725215	52	1.000	25.4	794
37726515	65	1.130	28.7	1002
▶ 14 AWG (≈ 140/34) ▪ 2.50 mm²				
37720225	2	0.339	8.6	75
37720325	3	0.366	9.3	96
37720425	4	0.398	10.1	118
37720525	5	0.445	11.3	148
37720725	7	0.535	13.6	218
37721225	12	0.665	16.9	327
37721825	18	0.799	20.3	475
37722525	25	0.972	24.7	669
37722725	27	0.996	25.3	698
37723025	30	1.028	26.1	763
37723625	36	1.098	27.9	934
37724425	44	1.268	32.2	1107
37725225	52	1.319	33.5	1276
37726525	65	1.484	37.7	1589

item no.	no. of conductors incl. ground	outer-ø ±10% inch	outer-ø ±10% mm	cable weight ≈lbs/mt
▶ 12 AWG (≈ 224/34) ▪ 4.00 mm²				
37720240	2	0.390	9.9	105
37720340	3	0.425	10.8	143
37720440	4	0.465	11.8	181
37720540	5	0.516	13.1	216
37720740	7	0.650	16.5	328
▶ 10 AWG (≈ 186/32) ▪ 6.00 mm²				
37720260	2	0.484	12.3	153
37720360	3	0.512	13.0	205
37720460	4	0.567	14.4	263
37720560	5	0.634	16.1	317
37720760	7	0.768	19.5	464
▶ 8 AWG (≈ 320/32) ▪ 10.00 mm²				
37720461	4	0.681	17.3	423
37720561	5	0.768	19.5	519
▶ 6 AWG (≈ 504/32) ▪ 16.00 mm²				
37720462	4	0.823	20.9	634
37720562	5	0.917	23.3	761
▶ 4 AWG (≈ 760/32) ▪ 25.00 mm²				
37720463	4	0.972	24.7	880
37720563	5	1.098	27.9	1159
▶ 2 AWG (≈ 1083/32) ▪ 35.00 mm²				
37720464	4	1.13	28.7	1214
37720564	5	1.268	32.2	1564
▶ 1 AWG (≈ 703/28) ▪ 50.00 mm²				
37720465	4	1.358	34.5	1762
37720565	5	1.524	38.7	2236

Other dimensions and colors are available on request

Continuous Flex Cables for Track

SD 86 C

Shielded continuous flex data cable for moderate flexing applications



Marking for SD 86 C 37822502:

SAB BRÖCKSKES · D-VIERSEN · SD 86 C 25 x 0.25 mm² CE

Construction:	
Conductor:	bare copper strands, extra fine wires
Insulation:	PVC, T12 acc. to EN 50363-3 + VDE 0207-363-3
Color code:	DIN 47100, see below
Stranding:	specially adjusted layering with non-woven tape over each layer
Wrapping:	non-woven tape
Shielding:	tinned copper braiding
Wrapping:	non-woven tape
Jacket material:	PVC, TM2 acc. to EN 50363-3 + VDE 0207-363-3, reinforced wall thickness
Jacket color:	grayish tan (RAL 7032)

Technical data:	
Peak operating voltage:	max. 350 V acc. to VDE 0812
Testing voltage:	conductor/conductor: 1500 V conductor/shielding: 1200V
Min. bending radius: <i>continuously flexing:</i>	7.5 x O.D.
Radiation resistance:	8 x 10 ⁷ cJ/kg
Temperature range: <i>static:</i> <i>flexing:</i>	DIN VDE -30/+70°C +5/+70°C
Burning characteristics:	flame retardant and self-extinguishing acc. to IEC 60332-1-2 + VDE 0482-332-1-2
Oil resistance:	acc. to our internal standard, see page O/29
Chemical resistance:	see page O/11
Flexibility	very good
Approvals:	CE, RoHS
Absence of harmful substances:	acc. to RoHS directive of the European Union see page O/30

B
31

Outstanding features:

- very good flexibility
- good EMC characteristics
- small bend radius
- reinforced outer jacket

item no.	no. of conductors	outer-ø		cable weight ≈lbs/mft
		±10% inch	±10% mm	
▶ 26 AWG (≈ 18/38) - 0.14 mm²				
37820201	2	0.146	3.7	13
37820301	3	0.154	3.9	16
37820401	4	0.161	4.1	17
37820501	5	0.173	4.4	22
37820701	7	0.205	5.2	28
37821201	12	0.248	6.3	40
37821801	18	0.280	7.1	52
37822501	25	0.346	8.8	74

item no.	no. of conductors	outer-ø		cable weight ≈lbs/mft
		±10% inch	±10% mm	
▶ 24 AWG (≈ 32/38) - 0.25 mm²				
37820202	2	0.157	4.0	16
37820302	3	0.165	4.2	20
37820402	4	0.177	4.5	23
37820502	5	0.197	5.0	28
37820702	7	0.224	5.7	36
37821202	12	0.272	6.9	51
37821802	18	0.327	8.3	75
37822502	25	0.382	9.7	97

item no.	no. of conductors	outer-ø		cable weight ≈lbs/mft
		±10% inch	±10% mm	
▶ 22 AWG (≈ 42/38) - 0.34 mm²				
37820203	2	0.189	4.8	22
37820303	3	0.197	5.0	26
37820403	4	0.213	5.4	30
37820503	5	0.228	5.8	36
37820703	7	0.268	6.8	50
37821203	12	0.335	8.5	74
37821803	18	0.386	9.8	101
37822503	25	0.461	11.7	140

Other dimensions and colors are available on request

DIN 47100 color code:

#1- white, #2- brown, #3- green, #4- yellow, #5- gray, #6- pink, #7- blue, #8- red, #9- black, #10- violet, #11- gray-pink, #12- red-blue, #13- white-green, #14- brown-green, #15- white-yellow, #16- yellow-brown, #17- white-gray, #18- gray-brown, #19- white-pink, #20- pink-brown, #21- white-blue, #22- brown-blue, #23- white-red, #24- brown-red, #25- white-black

Possible on request:

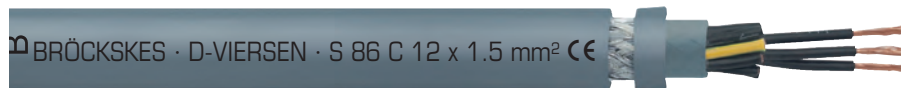
- 20 AWG or 19 AWG



Continuous Flex Cables for Track

S 86 C

Shielded continuous flex cable for moderate flexing applications



Marking for S 86 C 37821215:

SAB BRÖCKSKES · D-VIERSEN · S 86 C 12 x 1.5 mm² CE

B
32

Construction:

Conductor:	bare copper strands acc. to IEC 60228, VDE 0295, class 6
Insulation:	PVC, Tl2 acc. to EN 50363-3 + VDE 0207-363-3
Color code:	black conductors with consecutive numbers acc. to EN 50334 + VDE 0293-334, green/yellow ground from 3 conductors
Stranding:	specially adjusted layering with non-woven tape over each layer
Inner jacket:	PVC, TM2 acc. to EN 50363-3 + VDE 0207-363-3
Shielding:	tinned copper braiding
Wrapping:	non-woven tape
Jacket material:	PVC, TM2 acc. to EN 50363-3 + VDE 0207-363-3
Jacket color:	gray (RAL 7000)

Outstanding features:



- very good flexibility
- good EMC characteristics
- small bending radius
- reinforced outer jacket

Technical data:

Nominal voltage:	Uo/U 300/500 V
Testing voltage:	conductor/conductor: 3000 V conductor/shielding: 2000 V
Min. bending radius: <i>continuously flexing:</i>	7.5 x O.D.
Radiation resistance:	8 x 10 ⁷ cJ/kg
Temperature range: <i>static:</i> <i>flexing:</i>	DIN VDE -40/+70°C +5/+70°C
Burning characteristics:	flame retardant and self-extinguishing acc. to IEC 60332-1-2 + VDE 0482-332-1-2
Oil resistance:	acc. to our internal standard, see page O/29
Chemical resistance:	see page O/11
Continuous flexibility:	very good
Approvals:	CE, RoHS
Absence of harmful substances:	acc. to RoHS directive of the European Union see page O/30

item no.	no. of conductors incl. ground	outer-ø ±10% inch	outer-ø ±10% mm	cable weight ≈lbs/mft
▶ 20 AWG (≈ 28/34) ▪ 0.50 mm²				
37820205	2	0.307	7.8	57
37820305	3	0.319	8.1	60
37820405	4	0.335	8.5	68
37820505	5	0.366	9.3	81
37820705	7	0.406	10.3	105
37821205	12	0.504	12.8	155
37821805	18	0.591	15.0	221
37822505	25	0.681	17.3	284
▶ 19 AWG (≈ 42/34) ▪ 0.75 mm²				
37820207	2	0.327	8.3	66
37820307	3	0.339	8.6	69
37820407	4	0.366	9.3	83
37820507	5	0.390	9.9	96
37820707	7	0.457	11.6	130
37821207	12	0.551	14.0	190
37821807	18	0.634	16.1	268
37822507	25	0.764	19.4	360
▶ 18 AWG (≈ 56/34) ▪ 1.00 mm²				
37820210	2	0.339	8.6	68
37820310	3	0.354	9.0	79
37820410	4	0.378	9.6	91
37820510	5	0.402	10.2	106
37820710	7	0.476	12.1	167
37821210	12	0.575	14.6	225
37821810	18	0.665	16.9	312
37822510	25	0.776	19.7	409
37823610	36	0.878	22.3	548

item no.	no. of conductors incl. ground	outer-ø ±10% inch	outer-ø ±10% mm	cable weight ≈lbs/mft
▶ 16 AWG (≈ 84/34) ▪ 1.50 mm²				
37820215	2	0.366	9.3	81
37820315	3	0.382	9.7	94
37820415	4	0.413	10.5	114
37820515	5	0.449	11.4	142
37820715	7	0.524	13.3	193
37821215	12	0.634	16.1	286
37821815	18	0.732	18.6	395
37822515	25	0.878	22.3	533
37822715	27	0.878	22.3	557
▶ 14 AWG (≈ 140/34) ▪ 2.50 mm²				
37820225	2	0.445	11.3	123
37820325	3	0.472	12.0	151
37820425	4	0.512	13.0	181
37820525	5	0.567	14.4	232
37820725	7	0.657	16.7	307
37821225	12	0.795	20.2	442
37821825	18	0.929	23.6	631
37822525	25	1.110	28.2	834
▶ 12 AWG (≈ 224/34) ▪ 4.00 mm²				
37820240	2	0.508	12.9	167
37820340	3	0.539	13.7	206
37820440	4	0.591	15.0	261
37820540	5	0.646	16.4	304

item no.	no. of conductors incl. ground	outer-ø ±10% inch	outer-ø ±10% mm	cable weight ≈lbs/mft
▶ 10 AWG (≈ 186/32) ▪ 6.00 mm²				
37820260	2	0.591	15.0	230
37820360	3	0.618	15.7	285
37820460	4	0.689	17.5	343
37820560	5	0.740	18.8	411
▶ 8 AWG (≈ 320/32) ▪ 10.00 mm²				
37820461	4	0.819	20.8	533
37820561	5	0.898	22.8	620
▶ 6 AWG (≈ 504/32) ▪ 16.00 mm²				
37820462	4	0.953	24.2	761
37820562	5	1.063	27.0	902
▶ 4 AWG (≈ 760/32) ▪ 25.00 mm²				
37820463	4	1.118	28.4	1084
37820563	5	1.244	31.6	1299
▶ 2 AWG (≈ 1083/32) ▪ 35.00 mm²				
37820464	4	1.283	32.6	1424

Other dimensions and colors are available on request

Continuous Flex Cables for Track

SD 86 C TP

Continuous flex twisted pairs shielded data cable for moderate flexing applications



Marking for SD 86 C TP 37650305:

SAB BRÖCKSKES · D-VIERSEN · SD 86 C TP 3 x 2 x 0.5 mm² CE

Construction:

Conductor:	bare copper strands, extra fine wires
Insulation:	PVC, T12 acc. to EN 50363-3 + VDE 0207-363-3
Color code:	DIN 47100, see below
Stranding:	conductors twisted to pairs, pairs twisted in specially adjusted layering with non-woven tape over each layer
Wrapping:	non-woven tape
Shielding:	tinned copper braiding
Jacket material:	PVC, TM2 acc. to EN 50363-3 + VDE 0207-363-3
Jacket color:	grayish tan (RAL 7032)

Outstanding features:



- very good flexibility
- good EMC characteristics
- small bending radius
- reinforced outer jacket

Technical data:

Peak operating voltage:	max. 350 V acc. to VDE 0812
Testing voltage:	conductor/conductor: 1500 V conductor/shielding: 1200 V
Min. bending radius: <i>continuously flexing:</i>	7.5 x O.D.
Radiation resistance:	8 x 10 ⁷ cJ/kg
Temperature range: <i>static:</i> <i>flexing:</i>	DIN VDE -30/+70°C +5/+70°C
Burning characteristics:	flame retardant and self-extinguishing acc. to IEC 60332-1-2 + VDE 0482-332-1-2
Oil resistance:	acc. to our internal standard, see page O/29
Flexibility:	very good
Approvals:	CE, RoHS
Absence of harmful substances:	acc. to RoHS directive of the European Union see page O/30

B
33

item no.	no. of pairs	outer-ø		cable weight
		±10% inch	±10% mm	≈lbs/mft
▶ 26 AWG (≈ 18/38) ▪ 0.14 mm²				
37640214	2	0.193	4.9	21
37640314	3	0.213	5.4	27
37640414	4	0.244	6.2	33
37640514	5	0.264	6.7	39
37640714	7	0.283	7.2	53
37641014	10	0.343	8.7	64
37641214	12	0.374	9.5	73
37641414	14	0.394	10.0	81
37641814	18	0.429	10.9	106
37642514	25	0.500	12.7	141

item no.	no. of pairs	outer-ø		cable weight
		±10% inch	±10% mm	≈lbs/mft
▶ 24 AWG (≈ 32/38) ▪ 0.25 mm²				
37640225	2	0.213	5.4	27
37640325	3	0.240	6.1	35
37640425	4	0.272	6.9	43
37640525	5	0.291	7.4	51
37640725	7	0.311	7.9	65
37641025	10	0.378	9.6	83
37641225	12	0.421	10.7	104
37641425	14	0.445	11.3	118
37641825	18	0.492	12.5	148
37642525	25	0.563	14.3	197

item no.	no. of pairs	outer-ø		cable weight
		±10% inch	±10% mm	≈lbs/mft
▶ 22 AWG (≈ 42/38) ▪ 0.34 mm²				
37640234	2	0.256	6.5	36
37640334	3	0.280	7.1	45
37640434	4	0.335	8.5	60
37640534	5	0.362	9.2	73
37640734	7	0.386	9.8	91
37641034	10	0.457	11.6	120
37641234	12	0.520	13.2	146
37641434	14	0.555	14.1	175
37641834	18	0.594	15.1	214
37642534	25	0.689	17.5	277

Other dimensions and colors are available on request

DIN 47100 color code:

#1- white/brown, #2- green/yellow, #3- gray/pink, #4- blue/red, #5- black/purple, #6- gray-pink/red-blue, #7- white-green/brown-green, #8- white-yellow/yellow-brown, #9- white-gray/gray-brown, #10- white-pink/pink-brown, #11- white-blue/brown-blue, #12- white-red/brown-red, #13- white-black/brown-black, #14- gray-green/yellow-gray, #15- pink-green/yellow-pink, #16- green-blue/yellow-blue, #17- green-red/yellow-red, #18- green-black/yellow-black, #19- gray-blue/pink-blue, #20- gray-red/pink-red, #21- gray-black/pink-black, #22- blue-black, red-black, #23- white/brown, #24- green/yellow, #25- gray/pink

Continuous Flex Cables for Track

SD 200

Continuous flex halogen-free polyurethane data cable with extreme temperature range



Marking for SD 200 7742501:

SAB BRÖCKSKES · D-VIERSEN · SD 200 25 x 0.14 mm² CE

B
34

Construction:

Conductor:	bare copper strands, extra fine wires
Insulation:	TPE
Color code:	DIN 47100, see below
Stranding:	specially adjusted layering with non-woven tape over each layer
Wrapping:	non-woven tape
Jacket material:	PUR, TPU acc. to EN50363-10-2 + VDE 0207-363-10-2 with matte surface
Jacket color:	grayish tan (RAL 7032)

Technical data:

Peak operating voltage:	max. 350 V acc. to VDE 0812
Testing voltage:	conductor/conductor: 1500 V
Min. bending radius:	7.5 x O.D.
<i>continuously flexing:</i>	
Radiation resistance:	1 x 10 ⁷ cJ/kg
Temperature range:	DIN VDE
<i>static:</i>	-50/+90°C
<i>flexing:</i>	-40/+90°C
Halogen-free:	acc. to IEC 60754-1 + VDE 0482-754-1
Oil resistance:	very good - TPU acc. to EN 50363-10-2 + VDE 0207-363-10-2
Chemical resistance:	good against acids, alkalines, solvents, hydraulic liquids, etc.
Continuous flexibility	very good
Weather resistance:	very good
Approvals:	CE, RoHS
Absence of harmful substances:	acc. to RoHS directive of the European Union see page O/30

Outstanding features:



- free from paint wetting impairment substances (PWIS-free)
- flexible at low temperatures
- halogen-free
- travel > 10 m is possible
- high abrasion resistance
- minimal bending radius
- small outer diameter

item no.	no. of conductors	outer-ø		cable weight ≈ lbs/mft
		±10% inch	±10% mm	
▶ 26 AWG (≈ 18/38) ▪ 0.14 mm²				
7740201	2	0.110	2.8	6
7740301	3	0.114	2.9	7
7740401	4	0.126	3.2	11
7740501	5	0.142	3.6	11
7740701	7	0.165	4.2	15
7741001	10	0.193	4.9	19
7741201	12	0.197	5.0	22
7741401	14	0.205	5.2	24
7741801	18	0.232	5.9	31
7742501	25	0.280	7.1	42
7743201	32	0.299	7.6	52

item no.	no. of conductors	outer-ø		cable weight ≈ lbs/mft
		±10% inch	±10% mm	
▶ 24 AWG (≈ 32/38) ▪ 0.25 mm²				
7740202	2	0.122	3.1	8
7740302	3	0.130	3.3	10
7740402	4	0.146	3.7	13
7740502	5	0.161	4.1	16
7740702	7	0.185	4.7	22
7741002	10	0.217	5.5	28
7741202	12	0.224	5.7	32
7741402	14	0.232	5.9	36
7741802	18	0.268	6.8	48
7742502	25	0.319	8.1	63
7743202	32	0.350	8.9	81

item no.	no. of conductors	outer-ø		cable weight ≈ lbs/mft
		±10% inch	±10% mm	
▶ 22 AWG (≈ 42/38) ▪ 0.34 mm²				
7740203	2	0.130	3.3	11
7740303	3	0.146	3.7	13
7740403	4	0.157	4.0	15
7740503	5	0.169	4.3	20
7740703	7	0.197	5.0	26
7741003	10	0.232	5.9	34
7741203	12	0.248	6.3	40
7741403	14	0.260	6.6	46
7741803	18	0.287	7.3	56
7742503	25	0.350	8.9	79
7743203	32	0.374	9.5	99

Other dimensions and colors are available on request

DIN 47100 color code:

#1- white, #2- brown, #3- green, #4- yellow, #5- gray, #6- pink, #7- blue, #8- red, #9- black, #10- violet, #11- gray-pink, #12- red-blue, #13- white-green, #14- brown-green, #15- white-yellow, #16- yellow-brown, #17- white-gray, #18- gray-brown, #19- white-pink, #20- pink-brown, #21- white-blue, #22- brown-blue, #23- white-red, #24- brown-red, #25- white-black, #26- brown-black, #27- gray-green, #28- yellow-gray, #29- pink-green, #30- yellow-pink, #31- green-blue, #32- yellow-blue



Possible on request:

- 20 AWG or 19 AWG



Continuous Flex Cables for Track

S 200

Continuous flex halogen-free polyurethane control cable with extreme temperature range



Marking for S 200 7741215:

SAB BRÖCKSKES · D-VIERSEN · S 200 12 x 1.5 mm² CE

Construction:	
Conductor:	bare copper strands acc. to IEC 60228, VDE 0295, class 6
Insulation:	TPE
Color code:	black conductors with consecutive numbers acc. to EN 50334 + VDE 0293-334, green/yellow ground from 3 conductors
Stranding:	specially adjusted layering with non-woven tape over each layer
Wrapping:	non-woven tape
Jacket material:	PUR, TPU acc. to EN 50363-3 + VDE 0207-363-3-10-2 with matte surface
Jacket color:	gray (RAL 7000)

Outstanding features:	
	● free from paint wetting impairment substances (PWIS-free)
	● flexible at low temperatures
	● halogen-free
	● travel > 10 m is possible
	● high abrasion resistance
	● minimal bending radius
	● small outer diameter

Technical data:	
Nominal voltage:	Uo/U 300/500 V
Testing voltage:	conductor/conductor: 2000 V
Min. bending radius: <i>continuously flexing:</i>	7.5 x O.D.
Radiation resistance:	1 x 10 ⁷ cJ/kg
Temperature range: <i>static:</i> <i>flexing:</i>	-50/+90°C -40/+90°C
Halogen-free:	acc. to IEC 60754-1 + VDE 0482-754-1
Oil resistance:	very good - TPU acc. to EN 50363-10-2 + VDE 0207-363-10-2
Chemical resistance:	good against acids, alkalines, solvents, hydraulic liquids etc.
Continuous flexibility:	very good
Weather resistance:	very good
Approvals:	CE, RoHS
Absence of harmful substances:	acc. to RoHS directive of the European Union see page O/30

B
35

item no.	no. of conductors incl. ground	outer-ø ±10% inch	outer-ø ±10% mm	cable weight ≈lbs/mft
▶ 20 AWG (≈ 28/34) ▪ 0.50 mm²				
7740205	2	0.193	4.9	19
7740305	3	0.201	5.1	23
7740405	4	0.217	5.5	28
7740505	5	0.236	6.0	34
7740705	7	0.272	6.9	46
7741205	12	0.327	8.3	67
7741805	18	0.390	9.9	96
7742505	25	0.469	11.9	132
7743605	36	0.539	13.7	189
7745005	50	0.634	16.1	256
7746505	65	0.717	18.2	321
▶ 19 AWG (≈ 42/34) ▪ 0.75 mm²				
7740207	2	0.213	5.4	24
7740307	3	0.224	5.7	30
7740407	4	0.240	6.1	36
7740507	5	0.264	6.7	45
7740707	7	0.311	7.9	62
7741207	12	0.378	9.6	92
7741807	18	0.445	11.3	136
7742507	25	0.547	13.9	187
7743607	36	0.606	15.4	258
7745007	50	0.724	18.4	355
7746507	65	0.819	20.8	462

item no.	no. of conductors incl. ground	outer-ø ±10% inch	outer-ø ±10% mm	cable weight ≈lbs/mft
▶ 18 AWG (≈ 56/34) ▪ 1.00 mm²				
7740210	2	0.228	5.8	30
7740310	3	0.240	6.1	36
7740410	4	0.260	6.6	45
7740510	5	0.283	7.2	55
7740710	7	0.339	8.6	78
7741210	12	0.409	10.4	116
7741810	18	0.484	12.3	172
7742510	25	0.594	15.1	237
7743610	36	0.669	17.0	333
7745010	50	0.799	20.3	458
7746510	65	0.902	22.9	595
▶ 16 AWG (≈ 84/34) ▪ 1.50 mm²				
7740115	1	0.157	4.0	17
7740215	2	0.252	6.4	38
7740315	3	0.264	6.7	47
7740415	4	0.287	7.3	60
7740515	5	0.315	8.0	74
7740715	7	0.378	9.6	107
7741215	12	0.465	11.8	163
7741815	18	0.559	14.2	243
7742515	25	0.673	17.1	329
7743615	36	0.760	19.3	464
7745015	50	0.906	23.0	638
7746515	65	1.024	26.0	833

item no.	no. of conductors incl. ground	outer-ø ±10% inch	outer-ø ±10% mm	cable weight ≈lbs/mft
▶ 14 AWG (≈ 140/34) ▪ 2.50 mm²				
7740125	1	0.185	4.7	26
7740225	2	0.307	7.8	57
7740325	3	0.327	8.3	74
7740425	4	0.362	9.2	95
7740525	5	0.402	10.2	118
7740725	7	0.480	12.2	172
7741225	12	0.606	15.4	268
7741825	18	0.713	18.1	395
7742525	25	0.870	22.1	539
7743625	36	0.976	24.8	758
▶ 12 AWG (≈ 224/34) ▪ 4.00 mm²				
7740140	1	0.213	5.4	38
7740240	2	0.366	9.3	87
7740340	3	0.386	9.8	116
7740440	4	0.425	10.8	146
7740540	5	0.476	12.1	180
7740740	7	0.575	14.6	265

continued on next page

Continuous Flex Cables for Track

S 200

Continuous flex halogen-free polyurethane control cable with extreme temperature range



Marking for S 200 7740161:

SAB BRÖCKSKES · D-VIERSEN · S 200 1 x 10.0 mm² CE

B
36



Marking for S 200 7741215:

SAB BRÖCKSKES · D-VIERSEN · S 200 12 x 1.5 mm² CE

item no.	no. of conductors incl. ground	outer-ø		cable weight ≈lbs/mft
		±10% inch	±10% mm	
▶ 10 AWG (≈ 186/32) ▪ 6.00 mm²				
7740160	1	0.240	6.1	51
7740260	2	0.425	10.8	118
7740360	3	0.461	11.7	165
7740460	4	0.504	12.8	212
7740560	5	0.571	14.5	261
7740760	7	0.681	17.3	339
▶ 8 AWG (≈ 320/32) ▪ 10.00 mm²				
7740161	1	0.280	7.1	81
7740361	3	0.555	14.1	265
7740461	4	0.622	15.8	341
7740561	5	0.677	17.2	410
▶ 6 AWG (≈ 504/32) ▪ 16.00 mm²				
7740162	1	0.327	8.3	119
7740362	3	0.669	17.0	401
7740462	4	0.748	19.0	525
7740562	5	0.835	21.2	659

item no.	no. of conductors incl. ground	outer-ø		cable weight ≈lbs/mft
		±10% inch	±10% mm	
▶ 4 AWG (≈ 760/32) ▪ 25.00 mm²				
7740163	1	0.390	9.9	177
7740363	3	0.811	20.6	570
7740463	4	0.898	22.8	776
7740563	5	1.000	25.4	913
▶ 2 AWG (≈ 1083/32) ▪ 35.00 mm²				
7740164	1	0.453	11.5	247
7740464	4	1.039	26.4	1030
7740564	5	1.173	29.8	1273
▶ 1 AWG (≈ 703/28) ▪ 50.00 mm²				
7740165	1	0.551	14.0	361
7740465	4	1.252	31.8	1523
▶ 2/0 AWG (≈ 988/28) ▪ 70.00 mm²				
7740166	1	0.657	16.7	507
▶ 3/0 AWG (≈ 1340/28) ▪ 95.00 mm²				
7740167	1	0.807	20.5	691

item no.	no. of conductors incl. ground	outer-ø		cable weight ≈lbs/mft
		±10% inch	±10% mm	
▶ 4/0 AWG (≈ 1680/28) ▪ 120.00 mm²				
7740168	1	0.846	21.5	847
▶ 250 MCM (≈ 2122/28) ▪ 150.00 mm²				
7740169	1	0.969	24.6	1087
▶ 350 MCM (≈ 1472/28) ▪ 185.00 mm²				
7740170	1	1.051	26.7	1305
▶ 450 MCM (≈ 1910/28) ▪ 240.00 mm²				
7740171	1	1.185	30.1	1668

Other dimensions and colors are available on request



Possible on request:

- single conductor with green/yellow insulation and black outer jacket or 0.6/1 kV

Continuous Flex Cables for Track

SD 200 C

Continuous flex halogen-free polyurethane shielded data cable with extreme temperature range



Marking for SD 200 C 7842501:

SAB BRÖCKSKES · D-VIERSEN · SD 200 C 25 x 0.14 mm² CE

Construction:

Conductor:	bare copper strands, extra fine wires
Insulation:	TPE
Color code:	DIN 47100, see below
Stranding:	specially adjusted layering with non-woven tape over each layer
Wrapping:	non-woven tape
Shielding:	tinned copper braiding
Wrapping:	non-woven tape
Jacket material:	PUR, TMPU acc. to EN 50363-10-2 + VDE 0207-363-10-2 with matte surface
Jacket color:	grayish tan (RAL 7032)

Outstanding features:



- free from paint wetting impairment substances (PWIS-free)
- flexible at low temperatures
- halogen-free
- travel > 10 m is possible
- good EMC characteristics
- high abrasion resistance

Technical data:

Peak operating voltage:	max. 350 V acc. to VDE 0812
Testing voltage:	conductor/conductor: 1500 V conductor/shielding: 1200 V
Min. bending radius: <i>continuously flexing:</i>	7.5 x O.D.
Radiation resistance:	1 x 10 ⁷ cJ/kg
Temperature range: <i>static:</i> <i>flexing:</i>	DIN VDE -50/+90°C -40/+90°C
Halogen-free:	acc. to IEC 60754-1 + VDE 0482-754-1
Oil resistance:	very good - TMPU acc. to EN 50363-10-2 + VDE 0207-363-10-2
Chemical resistance:	good against acids, alkalines, solvents, hydraulic liquids etc.
Continuous flexibility:	very good
Weather resistance:	very good
Approvals:	CE, RoHS
Absence of harmful substances:	acc. to RoHS directive of the European Union see page O/30

B
37

item no.	no. of conductors	outer-ø		cable weight ≈ lbs/mft
		±10% inch	±10% mm	
▶ 26 AWG (≈ 18/38) ▪ 0.14 mm²				
7840201	2	0.130	3.3	11
7840301	3	0.142	3.6	13
7840401	4	0.154	3.9	16
7840501	5	0.161	4.1	17
7840701	7	0.185	4.7	24
7841001	10	0.226	5.7	30
7841201	12	0.232	5.9	32
7841801	18	0.256	6.5	42
7842501	25	0.299	7.6	54
7843201	32	0.319	8.1	65
▶ 24 AWG (≈ 32/38) ▪ 0.25 mm²				
7840202	2	0.150	3.8	13
7840302	3	0.157	4.0	16
7840402	4	0.165	4.2	19
7840502	5	0.181	4.6	23
7840702	7	0.205	5.2	32
7841002	10	0.244	6.2	38
7841202	12	0.252	6.4	42
7841402	14	0.268	6.8	51
7841802	18	0.287	7.3	58
7842502	25	0.346	8.8	77
7843202	32	0.366	9.3	94

item no.	no. of conductors	outer-ø		cable weight ≈ lbs/mft
		±10% inch	±10% mm	
▶ 22 AWG (≈ 42/38) ▪ 0.34 mm²				
7840203	2	0.157	4.0	15
7840303	3	0.165	4.2	19
7840403	4	0.177	4.5	22
7840503	5	0.189	4.8	26
7840703	7	0.217	5.5	34
7841203	12	0.264	6.7	50
7841803	18	0.307	7.8	69
7842503	25	0.370	9.4	93
7843203	32	0.402	10.2	122
▶ 20 AWG (≈ 28/34) ▪ 0.50 mm²				
7840250	2	0.181	4.6	20
7840350	3	0.189	4.8	24
7840450	4	0.205	5.2	30
7840550	5	0.220	5.6	34
7840750	7	0.264	6.7	49
7841250	12	0.315	8.0	69
7841850	18	0.374	9.5	100
7842550	25	0.465	11.8	146

item no.	no. of conductors	outer-ø		cable weight ≈ lbs/mft
		±10% inch	±10% mm	
▶ 19 AWG (≈ 42/34) ▪ 0.75 mm²				
7840275	2	0.205	5.2	26
7840375	3	0.217	5.5	32
7840475	4	0.232	5.9	38
7840575	5	0.260	6.6	48
7840775	7	0.303	7.7	65
7841275	12	0.374	9.5	97
7841875	18	0.457	11.6	153
7842575	25	0.563	14.3	216

Other dimensions and colors are available on request

DIN 47100 color code:

#1- white, #2- brown, #3- green, #4- yellow, #5- gray, #6- pink, #7- blue, #8- red, #9- black, #10- violet, #11- gray-pink, #12- red-blue, #13- white-green, #14- brown-green, #15- white-yellow, #16- yellow-brown, #17- white-gray, #18- gray-brown, #19- white-pink, #20- pink-brown, #21- white-blue, #22- brown-blue, #23- white-red, #24- brown-red, #25- white-black, #26- brown-black, #27- gray-green, #28- yellow-gray, #29- pink-green, #30- yellow-pink, #31- green-blue, #32- yellow-blue



Continuous Flex Cables for Track

S 200 C

Continuous flex halogen-free polyurethane shielded control cable with extreme temperature range



Marking for S 200 C 7841215:

SAB BRÖCKSKES · D-VIERSEN · S 200 C 12 x 1.5 mm² CE

B
38

Construction:

Conductor:	bare copper strands acc. to IEC 60228, VDE 0295, class 6
Insulation:	TPE
Color code: from 2 conductors	black conductors with consecutive numbers acc. to EN 50334 + VDE 0293-334, green/yellow ground from 3 conductors
Stranding:	specially adjusted layering with non-woven tape over each layer
Inner jacket:	SABIX®
Wrapping:	non-woven tape
Shielding:	tinned copper braiding
Wrapping:	non-woven tape
Jacket material:	PUR, TMPU acc. to EN 50363-3 + VDE 0207-363-3-10-2 with matte surface
Jacket color:	gray (RAL 7000)

Technical data:

Nominal voltage:	Uo/U 300/500 V
Testing voltage:	conductor/conductor: 2000 V conductor/shielding: 2000 V
Min. bending radius: continuously flexing:	7.5 x O.D.
Radiation resistance:	1 x 10 ⁷ cJ/kg
Temperature range: static: flexing:	-50/+90°C -40/+90°C
Halogen-free:	acc. to IEC 60754-1 + VDE 0482-754-1
Oil resistance:	very good - TMPU acc. to EN 50363-10-2 + VDE 0207-363-10-2
Chemical resistance:	good against acids, alkalines, solvents, hydraulic liquids etc.
Continuous flexibility:	very good
Weather resistance:	very good
Approvals:	CE, RoHS
Absence of harmful substances:	acc. to RoHS directive of the European Union see page O/30

Outstanding features:



- free from paint wetting impairment substances (PWIS-free)
- flexible at low temperatures
- halogen-free
- travel > 10 m is possible
- good EMC characteristics
- high abrasion resistance
- minimal bending radius
- small outer diameter

item no.	no. of conductors incl. ground	outer-ø ±10% inch	outer-ø ±10% mm	cable weight ≈lbs/mft
▶ 20 AWG (≈ 28/34) ▪ 0.50 mm²				
7840205	2	0.268	6.8	37
7840305	3	0.276	7.0	42
7840405	4	0.291	7.4	48
7840505	5	0.311	7.9	56
7840705	7	0.354	9.0	73
7841205	12	0.417	10.6	102
7841805	18	0.480	12.2	144
7842505	25	0.583	14.8	206
7843605	36	0.646	16.4	255
7845205	52	0.756	19.2	352
7846505	65	0.854	21.7	435
▶ 19 AWG (≈ 42/34) ▪ 0.75 mm²				
7840207	2	0.287	7.3	43
7840307	3	0.299	7.6	50
7840407	4	0.315	8.0	58
7840507	5	0.346	8.8	71
7840707	7	0.386	9.8	87
7841207	12	0.469	11.9	137
7841807	18	0.559	14.2	198
7842507	25	0.654	16.6	259
7843607	36	0.736	18.7	349
7845207	52	0.862	21.9	488
7846507	65	0.965	24.5	583

item no.	no. of conductors incl. ground	outer-ø ±10% inch	outer-ø ±10% mm	cable weight ≈lbs/mft
▶ 18 AWG (≈ 56/34) ▪ 1.00 mm²				
7840210	2	0.303	7.7	48
7840310	3	0.315	8.0	58
7840410	4	0.335	8.5	66
7840510	5	0.366	9.3	81
7840710	7	0.421	10.7	117
7841210	12	0.504	12.8	167
7841810	18	0.598	15.2	248
7842510	25	0.724	18.4	334
7843610	36	0.799	20.3	441
7845210	52	0.937	23.8	612
7846510	65	1.055	26.8	759
▶ 16 AWG (≈ 84/34) ▪ 1.50 mm²				
7840115	1	0.181	4.6	24
7840215	2	0.327	8.3	58
7840315	3	0.339	8.6	71
7840415	4	0.370	9.4	88
7840515	5	0.398	10.1	100
7840715	7	0.469	11.9	141
7841215	12	0.579	14.7	236
7841815	18	0.665	16.9	325
7842515	25	0.803	20.4	439
7843615	36	0.906	23.0	597
7845215	52	1.059	26.9	799
7846515	65	1.177	29.9	1017

item no.	no. of conductors incl. ground	outer-ø ±10% inch	outer-ø ±10% mm	cable weight ≈lbs/mft
▶ 14 AWG (≈ 140/34) ▪ 2.50 mm²				
7840125	1	0.209	5.3	33
7840225	2	0.390	9.9	82
7840325	3	0.417	10.6	111
7840425	4	0.453	11.5	137
7840525	5	0.496	12.6	167
7840725	7	0.591	15.0	245
7841225	12	0.728	18.5	364
7841825	18	0.850	21.6	515
7842525	25	1.024	26.0	696
7843625	36	1.130	28.7	934
7845225	52	1.299	33.0	1250
▶ 12 AWG (≈ 224/34) ▪ 4.00 mm²				
7840140	1	0.232	5.9	45
7840240	2	0.457	11.6	122
7840340	3	0.476	12.1	151
7840440	4	0.539	13.7	201
7840540	5	0.591	15.0	240
7840740	7	0.709	18.0	357

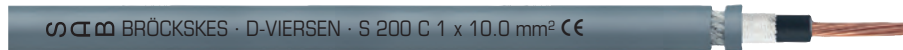
continued on next page



Continuous Flex Cables for Track

S 200 C

Continuous flex halogen-free polyurethane shielded control cable with extreme temperature range



Marking for S 200 C 7840161:

SAB BRÖCKSKES · D-VIERSEN · S 200 C 1 x 10.0 mm² CE



Marking for S 200 C 7841215:

SAB BRÖCKSKES · D-VIERSEN · S 200 C 12 x 1.5 mm² CE

item no.	no. of conductors incl. ground	outer-ø		cable weight ≈lbs/mft
		±10% inch	±10% mm	
▶ 10 AWG (≈ 186/32) ▪ 6.00 mm²				
7840160	1	0.260	6.6	61
7840260	2	0.539	13.7	169
7840360	3	0.575	14.6	228
7840460	4	0.626	15.9	282
7840560	5	0.709	18.0	351
7840760	7	0.811	20.6	478
▶ 8 AWG (≈ 320/32) ▪ 10.00 mm²				
7840161	1	0.303	7.7	91
7840361	3	0.685	17.4	347
7840461	4	0.744	18.9	434
7840561	5	0.807	20.5	491
▶ 6 AWG (≈ 504/32) ▪ 16.00 mm²				
7840162	1	0.358	9.1	140
7840362	3	0.815	20.7	486
7840462	4	0.886	22.5	615
7840562	5	0.972	24.7	740

item no.	no. of conductors incl. ground	outer-ø		cable weight ≈lbs/mft
		±10% inch	±10% mm	
▶ 4 AWG (≈ 760/32) ▪ 25.00 mm²				
7840163	1	0.421	10.7	202
7840363	3	0.941	23.9	698
7840463	4	1.016	25.8	871
7840563	5	1.146	29.1	1082
▶ 2 AWG (≈ 1083/32) ▪ 35.00 mm²				
7840164	1	0.492	12.5	278
7840464	4	1.185	30.1	1196
7840564	5	1.303	33.1	1424
▶ 1 AWG (≈ 703/28) ▪ 50.00 mm²				
7840165	1	0.591	15.0	405
7840465	4	1.398	35.5	1756
▶ 2/0 AWG (≈ 988/28) ▪ 70.00 mm²				
7840166	1	0.693	17.6	560
▶ 3/0 AWG (≈ 1340/28) ▪ 95.00 mm²				
7840167	1	0.846	21.5	765

item no.	no. of conductors incl. ground	outer-ø		cable weight ≈lbs/mft
		±10% inch	±10% mm	
▶ 4/0 AWG (≈ 1680/28) ▪ 120.00 mm²				
7840168	1	0.894	22.7	923
▶ 250 MCM (≈ 2122/28) ▪ 150.00 mm²				
7840169	1	1.031	26.2	1164
▶ 350 MCM (≈ 1472/26) ▪ 185.00 mm²				
7840170	1	1.008	25.6	1402
▶ 450 MCM (≈ 1910/26) ▪ 240.00 mm²				
7840171	1	1.232	31.3	1777

Other dimensions and colors are available on request



Possible on request:

- single conductor with green/yellow insulation and black outer jacket or 0.6/1 kV

Continuous Flex Cables for Track

SD 200 C TP

Continuous flex halogen-free twisted pairs shielded polyurethane data cable with extreme temperature range



/IERSEN · SD 200 C TP 3 x 2 x 0.5 mm² CE



Marking for SD 200 C TP 7890350:

SAB BRÖCKSKES · D-VIERSEN · SD 200 C TP 3 x 2 x 0.5 mm² CE

B
40

Construction:

Conductor:	bare copper strands, extra fine wires
Insulation:	TPE
Color code:	DIN 47100, see below
Stranding:	conductors twisted to pairs, pairs twisted in specially adjusted layering with non-woven tape over each layer
Wrapping:	non-woven tape
Shielding:	tinned copper braiding
Wrapping:	non-woven tape
Jacket material:	PUR, TMPU acc. to EN50363-10-2 + VDE 0207-363-10-2 with matte surface
Jacket color:	grayish tan (RAL 7032)

Technical data:

Peak operating voltage:	max. 350 V acc. to VDE 0812
Testing voltage:	conductor/conductor: 1500 V conductor/shielding: 1200 V
Min. bending radius: <i>continuously flexing:</i>	7.5 x O.D.
Radiation resistance:	1 x 10 ⁷ cJ/kg
Temperature range: <i>static:</i> <i>flexing:</i>	DIN VDE -50/+90°C -40/+90°C
Halogen-free:	acc. to IEC 60754-1 + VDE 0482-754-1
Oil resistance:	very good - TMPU acc. to EN 50363-10-2 + VDE 0207-363-10-2
Chemical resistance:	good against acids, alkalines, solvents, hydraulic liquids, etc.
Continuous flexibility	very good
Weather resistance:	very good
Approvals:	CE, RoHS
Absence of harmful substances:	acc. to RoHS directive of the European Union see page O/30

Outstanding features:



- free from paint wetting impairment substances (PWIS-free)
- flexible at low temperatures
- halogen-free
- travel > 10 m is possible
- good EMC characteristics
- high abrasion resistance

item no.	no. of pairs	outer-ø		cable weight ≈ lbs/mft
		±10% inch	±10% mm	
▶ 26 AWG (≈ 18/38) ▪ 0.14 mm²				
7890214	2	0.173	4.4	19
7890314	3	0.193	4.9	20
7890414	4	0.220	5.6	27
7890514	5	0.236	6.0	29
7890614	6	0.252	6.4	35
7890714	7	0.264	6.7	40
7891014	10	0.311	7.9	48
7891414	14	0.354	9.0	65
7891814	18	0.394	10.0	85
7892514	25	0.461	11.7	112
▶ 24 AWG (≈ 32/38) ▪ 0.25 mm²				
7890225	2	0.193	4.9	22
7890325	3	0.217	5.5	28
7890425	4	0.252	6.4	34
7890525	5	0.272	6.9	40
7890625	6	0.280	7.1	46
7890725	7	0.291	7.4	54
7891025	10	0.350	8.9	67
7891425	14	0.429	10.9	101
7891825	18	0.457	11.6	124
7892525	25	0.543	13.8	174

item no.	no. of pairs	outer-ø		cable weight ≈ lbs/mft
		±10% inch	±10% mm	
▶ 22 AWG (≈ 42/38) ▪ 0.34 mm²				
7890234	2	0.205	5.2	26
7890334	3	0.228	5.8	32
7890434	4	0.272	6.9	42
7890534	5	0.291	7.4	48
7890734	7	0.315	8.0	63
7891034	10	0.378	9.6	82
7891434	14	0.457	11.6	120
7891834	18	0.492	12.5	148
7892534	25	0.579	14.7	208
▶ 20 AWG (≈ 28/34) ▪ 0.50 mm²				
7890250	2	0.248	6.3	34
7890350	3	0.272	6.9	45
7890450	4	0.311	7.9	56
7890550	5	0.346	8.8	68
7890750	7	0.370	9.4	90
7891050	10	0.445	11.3	125
7891450	14	0.531	13.5	169
7891850	18	0.579	14.7	221
7892550	25	0.669	17.0	288

item no.	no. of pairs	outer-ø		cable weight ≈ lbs/mft
		±10% inch	±10% mm	
▶ 19 AWG (≈ 42/34) ▪ 0.75 mm²				
7890275	2	0.283	7.2	46
7890375	3	0.311	7.9	56
7890475	4	0.350	8.9	72
7890575	5	0.409	10.4	99
7890775	7	0.457	11.6	140
7891075	10	0.531	13.5	177
7891475	14	0.634	16.1	246
7891875	18	0.681	17.3	306
7892575	25	0.791	20.1	401

Other dimensions and colors are available on request

DIN 47100 color code:


#1- white/brown, #2- green/yellow, #3- gray/pink, #4- blue/red, #5- black/purple, #6- gray-pink/red-blue, #7- white-green/brown-green, #8- white-yellow/yellow-brown, #9- white-gray/gray-brown, #10- white-pink/pink-brown, #11- white-blue/brown-blue, #12- white-red/brown-red, #13- white-black/brown-black, #14- gray-green/yellow-gray, #15- pink-green/yellow-pink, #16- green-blue/yellow-blue, #17- green-red/yellow-red, #18- green-black/yellow-black, #19- gray-blue/pink-blue, #20- gray-red/pink-red, #21- gray-black/pink-black, #22- blue-black, red-black, #23- white/brown, #24- green/yellow, #25- gray/pink

Continuous Flex Cables for Track

SABorganic S 1000 Control

ECO-friendly extremely flexible SABIX®/PUR control cable with numbered conductors for continuous movement, available unshielded or shielded

reduced
carbon footprint



SABorganic S 1000 Control 12x1.5mm² 27740315 CE



Marking for SABorganic S 1000 Control 27740315:

SAB BRÖCKSKES · D-VIERSEN · SABorganic S 1000 Control 3x1.5mm² 27740315 CE

Application: The control cable SABorganic S 1000 Control is suitable for cable tracks and equipped with an outer jacket made of bio-based PUR material that is mainly obtained from sustainable resources. This reduces the carbon footprint by 25% compared to conventional jacket types. SABorganic S 1000 Control cable is particularly suitable for use in cable track and moveable machine parts. The halogen-free and flame-retardant characteristics of the new jacket material reduce potential fire hazards. SABorganic S 1000 Control cable is also resistant against mineral oil-based lubricants and many chemicals.

B
41

Construction:

Conductor:	bare copper strands acc. to IEC 60228, VDE 0295, class 6
Insulation:	SABIX®
Color code:	black conductors with consecutive numbers acc. to EN 50334 + VDE 0293-334, green/yellow ground from 3 conductors
Stranding:	specially adjusted layering with non-woven tape over each layer
Wrapping:	non-woven tape
Shielding:	tinned copper braiding
Jacket material:	PUR, TMPU acc. to EN 50363-10-2 + VDE 0207-363-10-2 with matte surface
Jacket color:	gray (RAL 7000)

Outstanding features:

- reduced carbon footprint
- low capacity construction
- sustainable plastic materials
- free from paint wetting impairment substances (PWIS-free)
- flexible at low temperatures
- halogen-free
- flame retardant and self-extinguishing
- travel > 10 m is possible
- high abrasion resistance
- small bending radius
- small outer diameter

Technical data:

Nominal voltage:	Uo/U 300/500 V
Testing voltage:	conductor/conductor: 1500 V conductor/shielding: 1200 V
Torsion angle:	± 60°/1 m
Min. bending radius:	3.0 x O.D. fixed installation: continuously flexing: 7.5 x O.D.
Temperature range:	static: -50/+90°C flexing: -40/+90°C short-term use: +125°C (up to 2000h)
Halogen-free:	acc. to IEC 60754-1 + VDE 0482-754-1
Burning characteristics:	flame retardant and self-extinguishing acc. to IEC 60332-1-2 + VDE 0482-332-1-2
Oil resistance:	very good TMPU acc. to EN 50363-10-2 + VDE 0207-363-10-2
Chemical resistance:	good against acids, alkalines, solvents, hydraulic liquids, etc.
Continuous flexibility:	very good
Sunlight resistance:	acc. to HD 605
Ozone resistance:	acc. to DIN EN 50396
Salt water resistance:	acc. to UL 1309
Approvals:	CE, RoHS
Absence of harmful substances:	acc. to RoHS directive of the European Union see page O/30

item no.	no. of conductors incl. ground	outer-ø ±10% inch	outer-ø ±10% mm	cable weight ≈lbs/mft
multi-conductor cable unshielded				
▶ 20 AWG (≈ 28/34) ▪ 0.50 mm ²				
27740505	5	0.213	5.4	28
27740705	7	0.252	6.4	40
27741205	12	0.299	7.6	58
27741805	18	0.354	9.0	84
27742505	25	0.433	11.0	116
▶ 18 AWG (≈ 56/34) ▪ 1.00 mm ²				
27741210	12	0.358	9.1	99
27741810	18	0.433	11.0	152
▶ 16 AWG (≈ 84/34) ▪ 1.50 mm ²				
27740315	3	0.236	6.0	42
27740515	5	0.287	7.3	67
▶ 8 AWG (≈ 320/32) ▪ 10.00 mm ²				
27740361	3	0.535	13.6	265

Other dimensions and colors are available on request


item no.	no. of conductors incl. ground	outer-ø ±10% inch	outer-ø ±10% mm	cable weight ≈lbs/mft
multi-conductor cable shielded				
▶ 20 AWG (≈ 28/34) ▪ 0.50 mm ²				
27841205	12	0.319	8.1	69
▶ 19 AWG (≈ 42/34) ▪ 0.75 mm ²				
27840707	7	0.303	7.7	66
▶ 18 AWG (≈ 56/34) ▪ 1.00 mm ²				
27842510	25	0.579	14.7	258
▶ 16 AWG (≈ 84/34) ▪ 1.50 mm ²				
27840315	3	0.256	6.5	52
▶ 14 AWG (≈ 140/34) ▪ 2.50 mm ²				
27840325	3	0.315	8.0	79

Other dimensions and colors are available on request

Continuous Flex Cables for Track

SABorganic S 1000 Data

Eco-friendly extremely flexible SABIX®/PUR data cable with colored conductors or pairs for continuous movement, available unshielded or shielded



Marking for SABorganic S 1000 Data 27740402:

SAB BRÖCKSKES · D-VIERSEN · SABorganic S 1000 Data 4x0.25mm² 27740402 CE

B
42

Application: The data cable SABorganic S 1000 Data is suitable for cable tracks and equipped with an outer jacket made of bio-based PUR material that is mainly obtained from sustainable resources. This reduces the carbon footprint by 25% compared to conventional types. SABorganic S 1000 Data cable is particularly suitable for use in cable tracks and moveable machine parts. The halogen-free and flame-retardant characteristics of the new jacket material reduce potential fire hazards. SABorganic S 1000 Data cable is also resistant against mineral oil-based lubricants and many chemicals.

Construction:

Conductor:	bare copper strands, extra fine wires
Insulation:	SABIX®
Color code:	DIN 47100
Stranding:	specially adjusted layering with non-woven tape over each layer
Wrapping:	non-woven tape
Shielding:	tinned copper braiding
Jacket material:	PUR, TMPU acc. to EN 50363-10-2 + VDE 0207-363-10-2 with matte surface
Jacket color:	gray (RAL 7000)

Outstanding features:

- reduced carbon footprint
- low capacity construction
- sustainable plastic materials
- free from paint wetting impairment substances (PWIS-free)
- flexible at low temperatures
- halogen-free
- flame retardant and self-extinguishing
- travel > 10 m is possible
- high abrasion resistance
- small bending radius
- small outer diameter

Technical data:

Peak operating voltage:	max. 350 V
Testing voltage:	conductor/conductor: 1500 V conductor/shielding: 1200 V
Torsion angle:	± 60°/1 m
Min. bending radius:	fixed installation: 3.0 x O.D. continuously flexing: 7.5 x O.D.
Temperature range:	static: -50/+90°C flexing: -40/+90°C short-term use: +125°C (up to 2,000h)
Halogen-free:	acc. to IEC 60754-1 + VDE 0482-754-1
Burning characteristics:	flame retardant and self-extinguishing acc. to IEC 60332-1-2 + VDE 0482-332-1-2
Oil resistance:	very good TMPU acc. to EN 50363-10-2 + VDE 0207-363-10-2
Chemical resistance:	good against acids, alkalines, solvents, hydraulic liquids, etc.
Continuous flexibility:	very good
Sunlight resistance:	acc. to HD 605
Ozone resistance:	acc. to DIN EN 50396
Salt water resistance:	acc. to UL 1309
Approvals:	CE, RoHS
Absence of harmful substances:	acc. to RoHS directive of the European Union see page O/30

item no.	no. of conductors	outer-ø ±10% inch	±10% mm	cable weight ≈lbs/mft
multi-conductor cable unshielded				
▶ 24 AWG (≈ 32/38) ▪ 0.25 mm²				
27740402	4	0.142	3.6	12
27740702	7	0.181	4.6	20
▶ 22 AWG (≈ 42/38) ▪ 0.34 mm²				
27740403	4	0.154	3.9	15

Other dimensions and colors are available on request

item no.	no. of conductors	outer-ø ±10% inch	±10% mm	cable weight ≈lbs/mft
multi-conductor cable shielded				
▶ 26 AWG (≈ 18/38) ▪ 0.14 mm²				
27841201	12	0.213	5.4	29
▶ 24 AWG (≈ 32/38) ▪ 0.25 mm²				
27840402	4	0.161	4.1	18
27840502	5	0.177	4.5	23
▶ 22 AWG (≈ 42/38) ▪ 0.34 mm²				
27841803	18	0.303	7.7	68
▶ 20 AWG (≈ 28/34) ▪ 0.50 mm²				
27840550	5	0.217	5.5	34
▶ 19 AWG (≈ 42/34) ▪ 0.75 mm²				
27840475	4	0.244	6.2	42

Other dimensions and colors are available on request

item no.	no. of pairs	outer-ø ±10% inch	±10% mm	cable weight ≈lbs/mft
multi-pair cable shielded				
▶ 26 AWG (≈ 18/38) ▪ 0.14 mm²				
27890314	3	0.189	4.8	20
27891014	10	0.299	7.6	46
▶ 24 AWG (≈ 32/38) ▪ 0.25 mm²				
27890225	2	0.189	4.8	22
27890525	5	0.268	6.8	40
27890625	6	0.276	7.0	46
▶ 22 AWG (≈ 42/38) ▪ 0.34 mm²				
27890434	4	0.268	6.8	39
▶ 20 AWG (≈ 28/34) ▪ 0.50 mm²				
27890250	2	0.236	6.0	34
27890350	3	0.268	6.8	44

Other dimensions and colors are available on request

DIN 47100 color code- conductors:

#1- white, #2- brown, #3- green, #4- yellow, #5- gray, #6- pink, #7- blue, #8- red, #9- black, #10- violet, #11- gray-pink, #12- red-blue, #13- white-green, #14- brown-green, #15- white-yellow, #16- yellow-brown, #17- white-gray, #18- gray-brown

DIN 47100 color code- pairs:

#1- white/brown, #2- green/yellow, #3- gray/pink, #4- blue/red, #5- black/purple, #6- gray-pink/red-blue, #7- white-green/brown-green, #8- white-yellow/yellow-brown, #9- white-gray/gray-brown, #10- white-pink/pink-brown



Continuous Flex Cables for Track

S 99 *ECO*

Continuous flex SABIX®/PUR control cable with numbered conductors



Marking for S 99 *ECO* 9741210:

SAB BRÖCKSKES · D-VIERSEN · S 99 *ECO* 12x1.0mm² CE

Construction:

Conductor:	bare copper strands acc. to IEC 60228, VDE 0295, class 6
Insulation:	SABIX®
Color code from 2 conductors:	black conductors with consecutive numbers acc. to EN 50334 + VDE 0293-334, green-yellow ground from 3 conductors
Stranding:	specially adjusted layering with non-woven tape over each layer
Wrapping:	non-woven tape
Shielding:	tinned copper braiding
Jacket material:	PUR, TMPU acc. to EN 50363-10-2 + VDE 0207-363-10-2 with matte surface
Jacket color:	black (RAL 9005)

Outstanding features:



- low capacitance
- free from paint wetting impairment substances (PWIS-free)
- flexible at low temperatures
- halogen-free
- high abrasion resistance
- small bending radius
- small outer diameter

Technical data:

Nominal voltage::	U ₀ /U 300/500 V
Testing voltage:	conductor/conductor: 2000 V
Torsion angle:	± 60°/1 m
Min. bending radius:	
<i>fixed installation:</i>	3.0 x O.D.
<i>continuously flexing:</i>	7.5 x O.D.
Temperature range:	
<i>static:</i>	-50/+90°C
<i>flexing:</i>	-40/+90°C
Halogen-free:	acc. to IEC 60754-1 + VDE 0482-754-1
Oil resistance:	very good - TMPU acc. to EN 50363-10-2 + VDE 0207-363-10-2
Chemical resistance:	good against acids, alkalines, solvents, hydraulic liquids, etc.
Continuous flexibility:	very good
Sunlight resistance:	acc. to HD 605
Ozone resistance:	acc. to DIN EN 50396
Salt water resistance:	acc. to UL 1309
Approvals:	CE, RoHS
Absence of harmful substances:	acc. to RoHS directive of the European Union see page O/30

B
43

item no.	no. of conductors incl. ground	outer-ø ±10% inch	outer-ø ±10% mm	cable weight ≈lbs/mft
multi-conductor cable unshielded				
▶ 20 AWG (≈ 28/34) ▪ 0.50 mm²				
9740505	5	0.213	5.4	29
9740705	7	0.252	6.4	40
9741205	12	0.299	7.6	57
9741805	18	0.354	9.0	84
9742505	25	0.433	11	116
▶ 19 AWG (≈ 42/34) ▪ 0.75 mm²				
9740207	2	0.193	4.9	20
9740307	3	0.205	5.2	25
9740407	4	0.220	5.6	32
9741807	18	0.417	10.6	124
▶ 18 AWG (≈ 56/34) ▪ 1.00 mm²				
9740210	2	0.201	5.1	24
9741210	12	0.358	9.1	98
9741810	18	0.433	11.0	152

Other dimensions and colors are available on request

item no.	no. of conductors incl. ground	outer-ø ±10% inch	outer-ø ±10% mm	cable weight ≈lbs/mft
multi-conductor cable unshielded				
▶ 16 AWG (≈ 84/34) ▪ 1.50 mm²				
9740215	2	0.224	5.7	32
9740315	3	0.236	6.0	42
9740415	4	0.256	6.5	52
9740515	5	0.287	7.3	67
▶ 14 AWG (≈ 140/34) ▪ 2.50 mm²				
9740225	2	0.264	6.7	45
9740525	5	0.335	8.5	94
▶ 8 AWG (≈ 320/32) ▪ 10.00 mm²				
9740361	3	0.535	13.6	265
▶ 6 AWG (≈ 504/32) ▪ 16.00 mm²				
9740162	1	0.311	7.9	114
▶ 4 AWG (≈ 760/32) ▪ 25.00 mm²				
9740163	1	0.366	9.3	168
▶ 2 AWG (≈ 1083/32) ▪ 35.00 mm²				
9740164	1	0.437	11.1	239

Other dimensions and colors are available on request

item no.	no. of conductors incl. ground	outer-ø ±10% inch	outer-ø ±10% mm	cable weight ≈lbs/mft
multi-conductor cable shielded				
▶ 20 AWG (≈ 28/34) ▪ 0.50 mm²				
9841205	12	0.319	8.1	69
▶ 19 AWG (≈ 42/34) ▪ 0.75 mm²				
9840707	7	0.303	7.7	66
▶ 18 AWG (≈ 56/34) ▪ 1.00 mm²				
9842510	25	0.579	14.7	258
▶ 16 AWG (≈ 84/34) ▪ 1.50 mm²				
9840315	3	0.256	6.5	52
9840415	4	0.276	7.0	63
9845015	50	0.862	21.9	640
▶ 14 AWG (≈ 140/34) ▪ 2.50 mm²				
9840325	3	0.315	8.0	79

Other dimensions and colors are available on request



Possible on request:

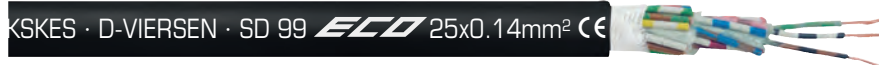
- 20 AWG to 1 AWG
- Single conductors: Cross sections up to 550 MCM
- Number of conductors from 1 to 65



Continuous Flex Cables for Track

SD 99 *ECO*

Continuous flex SABIX®/PUR data cable with colored conductors



Marking for SD 99 *ECO* 9730402:

SAB BRÖCKSKES · D-VIERSEN · SD 99 *ECO* 4x0.25mm² CE

B
44

Construction:

Conductor:	bare copper strands, extra fine wires
Insulation:	SABIX®
Color code:	DIN 47100
Stranding:	specially adjusted layering with non-woven tape over each layer
Wrapping:	non-woven tape
Shielding:	tinned copper braiding
Jacket material:	PUR, TPU acc. to EN 50363-10-2 + VDE 0207-363-10-2 with matte surface
Jacket color:	black (RAL 9005)

Technical data:

Peak operating voltage:	max. 350 V acc. to VDE 0812
Testing voltage:	conductor/conductor: 1500 V
Torsion angle:	± 60°/1 m
Min. bending radius:	
<i>fixed installation:</i>	3,0 x O.D.
<i>continuously flexing:</i>	7,5 x O.D.
Temperature range:	
<i>static:</i>	-50/+90°C
<i>flexing:</i>	-40/+90°C
Halogen-free:	acc. to IEC 60754-1 + VDE 0482-754-1
Oil resistance:	very good - TPU acc. to EN 50363-10-2 + VDE 0207-363-10-2
Chemical resistance:	good against acids, alkalines, solvents, hydraulic liquids, etc.
Continuous flexibility:	very good
Sunlight resistance:	acc. to HD 605
Ozone resistance:	acc. to DIN EN 50396
Salt water resistance:	acc. to UL 1309
Approvals:	CE, RoHS
Absence of harmful substances:	acc. to RoHS directive of the European Union see page O/30

Outstanding features:



- low capacitance
- free from paint wetting impairment substances (PWIS-free)
- flexible at low temperatures
- halogen-free
- high abrasion resistance
- small bending radius
- small outer diameter

item no.	no. of conductors	outer-ø ±10% inch	outer-ø ±10% mm	cable weight ≈lbs/mft
multi-conductor cable unshielded				
▶ 24 AWG (≈ 32/38) ▪ 0.25 mm ²				
9730402	4	0.142	3.6	12
9730702	7	0.181	4.6	21
▶ 22 AWG (≈ 42/38) ▪ 0.34 mm ²				
9730203	2	0.126	3.2	9
9730403	4	0.154	3.9	15

Other dimensions and colors are available on request

item no.	no. of conductors	outer-ø ±10% inch	outer-ø ±10% mm	cable weight ≈lbs/mft
multi-conductor cable shielded				
▶ 26 AWG (≈ 18/38) ▪ 0.14 mm ²				
9830801	8	0.189	4.8	23
9831201	12	0.213	5.4	29
▶ 24 AWG (≈ 32/38) ▪ 0.25 mm ²				
9830402	4	0.161	4.1	18
9830502	5	0.177	4.5	23
9831202	12	0.248	6.3	40
▶ 22 AWG (≈ 42/38) ▪ 0.34 mm ²				
9830403	4	0.173	4.4	22
9830503	5	0.185	4.7	26
9831803	18	0.303	7.7	68
▶ 20 AWG (≈ 28/34) ▪ 0.50 mm ²				
9830550	5	0.217	5.5	34
▶ 19 AWG (≈ 42/34) ▪ 0.75 mm ²				
9830475	4	0.244	6.2	42

Other dimensions and colors are available on request

item no.	no. of pairs	outer-ø ±10% inch	outer-ø ±10% mm	cable weight ≈lbs/mft
multi-pair cable shielded				
▶ 26 AWG (≈ 18/38) ▪ 0.14 mm ²				
9890314	3	0.189	4.8	20
9891014	10	0.299	7.6	46
▶ 24 AWG (≈ 32/38) ▪ 0.25 mm ²				
9890225	2	0.189	4.8	22
9890425	4	0.248	6.3	33
9890525	5	0.268	6.8	40
9890625	6	0.276	7.0	46
▶ 22 AWG (≈ 42/38) ▪ 0.34 mm ²				
9890434	4	0.268	6.8	39
▶ 20 AWG (≈ 28/34) ▪ 0.50 mm ²				
9890250	2	0.236	6.0	34
9890350	3	0.268	6.8	44

Other dimensions and colors are available on request

Possible on request:

- 26 AWG to 19 AWG
- Number of conductors from 2 to 50
- Number of pairs from 1 to 48

DIN 47100 color code- conductors:

#1- white, #2- brown, #3- green, #4- yellow, #5- gray, #6- pink, #7- blue, #8- red, #9- black, #10- violet, #11- gray-pink, #12- red-blue, #13- white-green, #14- brown-green, #15- white-yellow, #16- yellow-brown, #17- white-gray, #18- gray-brown

DIN 47100 color code- pairs:


#1- white/brown, #2- green/yellow, #3- gray/pink, #4- blue/red, #5- black/purple, #6- gray-pink/red-blue, #7- white-green/brown-green, #8- white-yellow/yellow-brown, #9- white-gray/gray-brown, #10- white-pink/pink-brown



Continuous Flex Cables for Cleanrooms

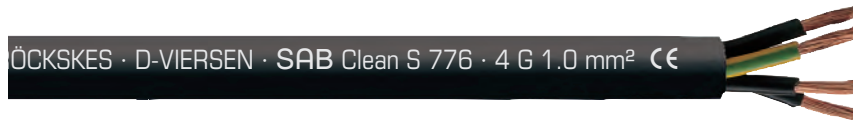
SABclean SD 776 Continuous flexible data cable

SABclean S 776 Continuous flexible control cable



Marking for **SABclean SD 776 37761402**:

SAB BRÖCKSKES · D-VIERSEN · SAB Clean SD 776 · 14 x 0.25 mm² CE RoHS



Marking for **SABclean S 776 37760410**:

SAB BRÖCKSKES · D-VIERSEN · SAB Clean S 776 · 4G 1.0 mm² CE RoHS

Construction:

Conductor: SD 776:	bare copper strands extra fine wire
S 776:	bare copper strands acc. to IEC 60228, VDE 0295, class 6
Insulation:	TPE
Color code: SD 776:	acc. to DIN 47100, see below
S 776:	black conductors with consecutive numbers acc. to EN 50334 + VDE 0293-334, green/yellow ground from 3 conductors
Stranding:	specially adjusted layering
Wrapping:	non-woven tape
Jacket material:	TPE
Jacket color:	black (RAL 9005)

Technical data:

Peak operating voltage:	SD 776: max. 350 V
Nominal voltage:	S 776: U ₀ /U 300/500 V
Testing voltage: SD 776:	conductor/conductor: 1500 V
S 776:	conductor/conductor: 2000 V
Min. bending radius:	7.5 x O.D.
Temperature range: <i>static:</i> <i>flexing:</i>	-40/+80°C -30/+80°C
Oil resistance:	very good- oil rating 60°C acc. to UL 758
Air cleanliness class 1:	acc. to ISO 14644-1
Approvals:	CE, RoHS
Absence of harmful substances:	acc. to RoHS directive of the European Union see page O/30

Outstanding features:



- flexible at low temperatures
- high abrasion resistance
- small outer diameter
- oil resistant



Cleanroom classification
ISO 14644-1
Air Cleanliness Class 1

SD 776

item no.	no. of conductors	outer-ø ±10% inch	outer-ø ±10% mm	cable weight ≈lbs/mft	ohmic resistance at 20°C max. Ω/km
▶ 24 AWG • 0.25 mm²					
37760302	3	0.161	4.1	15	78
37760402	4	0.169	4.3	17	78
37760502	5	0.181	4.6	21	78
37760602	6	0.197	5.0	25	78
37760702	7	0.209	5.3	28	78
37761002	10	0.240	6.1	35	78
37761402	14	0.256	6.5	44	78
▶ 22 AWG • 0.34 mm²					
37760503	5	0.193	4.9	25	57.4
37763203	32	0.390	9.9	109	57.4

Other dimensions and colors are available on request

DIN 47100 color code:

#1- white, #2- brown, #3- green, #4- yellow, #5- gray, #6- pink, #7- blue, #8- red, #9- black, #10- violet, #11- gray-pink, #12- red-blue, #13- white-green, #14- brown-green, #15- white-yellow, #16- yellow-brown, #17- white-gray, #18- gray-brown, #19- white-pink, #20- pink-brown, #21- white-blue, #22- brown-blue, #23- white-red, #24- brown-red, #25- white-black, #26- brown-black, #27- gray-green, #28- yellow-gray, #29- pink-green, #30- yellow-pink, #31- green-blue, #32- yellow-blue

S 776

item no.	no. of conductors incl. ground	outer-ø ±10% inch	outer-ø ±10% mm	cable weight ≈lbs/mft	ohmic resistance at 20°C max. Ω/km
▶ 20 AWG • 0.50 mm²					
37760205	2	0.209	5.3	24	39
37760305	3	0.217	5.5	28	39
37760405	4	0.232	5.9	33	39
37760505	5	0.252	6.4	40	39
37760705	7	0.287	7.3	53	39
37761205	12	0.343	8.7	75	39
▶ 19 AWG • 0.75 mm²					
37760407	4	0.256	6.5	42	26
37760507	5	0.280	7.1	52	26
37760707	7	0.319	8.1	70	26
▶ 18 AWG • 1.0 mm²					
37760410	4	0.276	7.0	52	19.5
▶ 16 AWG • 1.5 mm²					
37760415	4	0.303	7.7	67	13.3
37760515	5	0.331	8.4	83	13.3
▶ 14 AWG • 2.5 mm²					
37760425	4	0.378	9.6	105	7.98
▶ 12 AWG • 4.0 mm²					
37760440	4	0.476	12.1	169	4.95
▶ 10 AWG • 6.0 mm²					
37760460	4	0.520	13.2	225	3.3
▶ 8 AWG • 10 mm²					
37760461	4	0.622	15.8	345	1.91

Continuous Flex Cables for Cleanrooms

SABclean SD 780 C Continuous flexible data cable with overall shield

SABclean S 780 C Continuous flexible control cable with overall shield



Marking for **SABclean SD 780 C 37801803**:
SAB BRÖCKSKES · D-VIERSEN · SAB Clean SD 780 C · 18 x 0.34 mm² CE RoHS

B
46



Marking for **SABclean S 780 C 37780410**:
SAB BRÖCKSKES · D-VIERSEN · SAB Clean S 780 C · 4G 1.0 mm² CE RoHS

Construction:

Conductor: SD 780 C:	bare copper strands extra fine wire
S 780 C:	bare copper strands acc. to IEC 60228, VDE 0295, class 6
Insulation:	TPE
Color code: SD 780 C:	DIN 47100, see below
S 780 C:	black conductors with consecutive numbers acc. to EN 50334 + VDE 0293-334, green/yellow ground from 3 conductors
Stranding:	specialy adjusted layering
Wrapping:	non-woven tape
Inner jacket:	S 780 C: SABIX®
Wrapping:	S 780 C: non-woven tape
Shielding:	tinned copper braiding
Wrapping:	non-woven tape
Jacket material:	TPE
Jacket color:	black (RAL 9005)

Technical data:

Peak operating voltage:	SD 780 C: max. 350 V
Nominal voltage:	S 780 C: U ₀ /U 300/500 V
Testing voltage: SD 780 C:	conductor/conductor: 1500 V conductor/shielding: 1200 V
S 780 C:	conductor/conductor: 2000 V conductor/shielding: 2000 V
Min. bending radius:	7.5 x O.D.
Temperature range: <i>static:</i> <i>flexing:</i>	-40/+80°C -30/+80°C
Oil resistance:	very good - oil rating 60°C acc. to UL 758
Air cleanliness class 1:	acc. to ISO 14644-1
Approvals:	CE, RoHS
Absence of harmful substances:	acc. to RoHS directive of the European Union see page O/30

Outstanding features:



- flexible at low temperatures
- high abrasion resistance
- small outer diameter
- oil resistant
- good EMC characteristics



Cleanroom classification
ISO 14644-1
Air Cleanliness Class 1

SD 780 C

item no.	no. of conductors	outer-ø		cable weight ≈lbs/mft	ohmic resistance at 20°C max. Ω/km
		±10% inch	±10% mm		
▶ 26 AWG ▪ 0.14 mm²					
37800201	2	0.169	4.3	17	139.3
37800301	3	0.173	4.4	18	139.3
▶ 24 AWG ▪ 0.25 mm²					
37800302	3	0.189	4.8	22	78
37800402	4	0.197	5.0	24	78
▶ 22 AWG ▪ 0.34 mm²					
37800303	3	0.197	5.0	24	57.4
37800503	5	0.220	5.6	34	57.4
37800703	7	0.248	6.3	42	57.4
37801003	10	0.283	7.2	52	57.4
37801803	18	0.331	8.4	79	57.4

Other dimensions and colors are available on request

DIN 47100 color code:

#1- white, #2- brown, #3- green, #4- yellow, #5- gray, #6- pink, #7- blue, #8- red, #9- black, #10- violet, #11- gray-pink, #12- red-blue, #13- white-green, #14- brown-green, #15- white-yellow, #16- yellow-brown, #17- white-gray, #18- gray-brown

S 780 C

item no.	no. of conductors incl. ground	outer-ø		cable weight ≈lbs/mft	ohmic resistance at 20°C max. Ω/km
		±10% inch	±10% mm		
▶ 20 AWG ▪ 0.50 mm²					
37800305	3	0.283	7.2	46	39
37800405	4	0.299	7.6	51	39
▶ 19 AWG ▪ 0.75 mm²					
37800207	2	0.295	7.5	47	26
37800407	4	0.323	8.2	62	26
▶ 18 AWG ▪ 1.00 mm²					
37800210	2	0.311	7.9	54	19.5
37800310	3	0.322	8.2	62	19.5
37800410	4	0.350	8.9	76	19.5
▶ 16 AWG ▪ 1.50 mm²					
37800315	3	0.354	9.0	79	13.3
37800415	4	0.378	9.6	93	13.3
▶ 14 AWG ▪ 2.50 mm²					
37800425	4	0.461	11.7	145	7.98
▶ 12 AWG ▪ 4.00 mm²					
37800440	4	0.547	13.9	210	4.95

Other dimensions and colors are available on request



www.sabcable.com
866-722-2974 ■ info@sabcable.com

Continuous Flex Cables for Cleanrooms

SAB_{clean} SD 787 C TP

Continuous flexible paired data cable with overall shield



Marking for **SAB_{clean}** SD 787 C TP 37810725:

SAB BRÜCKSKES · D-VIERSEN · SAB Clean SD 787 C TP · 7 x 2 x 0.25 mm² CE RoHS

Construction:

Conductor:	tinned copper strands, extra fine wires with reference to VDE 0812
Insulation:	TPE
Color code:	DIN 47100, see below
Stranding:	conductors twisted to pairs in specially adjusting layering
Wrapping:	non-woven tape
Shielding:	tinned copper braiding
Wrapping:	non-woven tape
Jacket material:	TPE
Jacket color:	black (RAL 9005)

Outstanding features:



- flexible at low temperatures
- high abrasion resistance
- oil resistant
- good EMC characteristics

Technical data:

Peak operating voltage:	max. 350 V
Testing voltage:	conductor/conductor: 1500 V conductor/shielding: 1200 V
Min. bending radius:	7.5 x O.D.
Temperature range:	<i>static:</i> -40/+80°C <i>flexing:</i> -30/+80°C
Oil resistance:	very good - oil rating 60°C acc. to UL 758
Air cleanliness class 1:	acc. to ISO 14644-1
Approvals:	CE, RoHS
Absence of harmful substances:	acc. to RoHS directive of the European Union see page O/30

B
47

item no.	no. of pairs	outer-ø		cable weight ≈lbs/mft	ohmic resistance at 20°C max. Ω/km
		±10% inch	±10% mm		
▶ 24 AWG • 0.25 mm²					
37810225	2	0.217	5.5	30	80
37810325	3	0.240	6.1	36	80
37810425	4	0.276	7.0	45	80
37810525	5	0.295	7.5	52	80
37810625	6	0.303	7.7	58	80
37810725	7	0.315	8.0	67	80
37810825	8	0.378	9.6	84	80
37811225	12	0.425	10.8	106	80
▶ 20 AWG • 0.50 mm²					
37810850	8	0.476	12.1	142	40.1

Other dimensions and colors are available on request

DIN 47100 color code:

#1- white/brown, #2- green/yellow, #3- gray/pink, #4- blue/red, #5- black/purple, #6- gray-pink/red-blue, #7- white-green/brown-green, #8- white-yellow/yellow-brown, #9- white-gray/gray-brown, #10- white-pink/pink-brown, #11- white-blue/brown-blue, #12- white-red/brown-red